

Asian Le Mans Series 4 Hours of Abu Dhabi Private Test Session

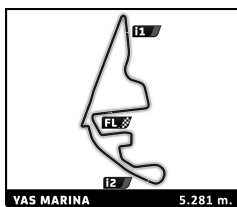
Sector Analysis

YAS MARINA 5.281 m.

Lap under Red Flag Invalidated Lap Personal Best Session Best B Crossing the pit lane

| Lap | D | Time | Sector 1 | Sector 2 | Sector 3 | T. Spd | Elapsed | Lap | D | Time | Sector 1 | Sector 2 | Sector 3 | T. Spd | Elapsed |
|--|---|------------|----------|----------|----------|--------|-------------|-------------------------|---|------------|----------|----------|----------|--------|-------------|
| 1 CD Sport 1. Michael JENSEN 3. Valdemar ERIKSEN 2. Nick ADCOCK LMP3 | | | | | | | | Ligier JS P320 - Nissan | | | | | | | |
| 1 | 2 | 2:29.363 | 50.478 | 52.141 | 46.744 | 207.3 | 2:29.363 | 13 | 2 | 42:36.072 | ... | 50.784 | 44.138 | 232.8 | 1:12:19.876 |
| 2 | 2 | 1:58.302 | 25.151 | 49.126 | 44.025 | 227.8 | 4:27.665 | 14 | 2 | 1:57.336 | 24.661 | 47.802 | 44.873 | 259.0 | 1:14:17.212 |
| 3 | 2 | 1:57.180 | 24.460 | 49.179 | 43.541 | 245.5 | 6:24.845 | 15 | 2 | 1:55.849 | 24.010 | 48.711 | 43.128 | 260.2 | 1:16:13.061 |
| 4 | 2 | 1:53.711 | 24.149 | 47.266 | 42.296 | 259.6 | 8:18.556 | 16 | 2 | 2:03.260 B | 25.253 | 48.349 | 49.658 | 259.0 | 1:18:16.321 |
| 5 | 2 | 2:01.435 B | 24.702 | 48.347 | 48.386 | 247.1 | 10:19.991 | | | | | | | | |
| 6 | 2 | 3:59.661 | 2:21.926 | 52.919 | 44.816 | 214.7 | 14:19.652 | | | | | | | | |
| 7 | 2 | 2:12.961 B | 23.967 | 47.758 | 1:01.236 | 254.7 | 16:32.613 | | | | | | | | |
| 8 | 2 | 6:42.800 | 5:12.272 | 48.089 | 42.439 | 246.6 | 23:15.413 | | | | | | | | |
| 9 | 2 | 1:57.410 | 23.988 | 47.672 | 45.750 | 259.0 | 25:12.823 | | | | | | | | |
| 10 | 2 | 1:51.380 | 23.448 | 46.809 | 41.123 | 260.9 | 27:04.203 | | | | | | | | |
| 11 | 2 | 2:56.654 B | 23.195 | 1:09.178 | 1:24.281 | 262.1 | 30:00.857 | | | | | | | | |
| 12 | 1 | 42:22.053 | ... | 52.078 | 46.051 | 220.4 | 1:12:22.910 | | | | | | | | |
| 13 | 1 | 1:57.876 | 24.157 | 48.161 | 45.558 | 254.1 | 1:14:20.786 | | | | | | | | |
| 14 | 1 | 2:00.769 | 25.103 | 48.284 | 47.382 | 257.1 | 1:16:21.555 | | | | | | | | |
| 15 | 1 | 1:54.240 | 24.003 | 47.777 | 42.460 | 258.4 | 1:18:15.795 | | | | | | | | |
| 16 | 1 | 1:53.007 | 23.548 | 47.352 | 42.107 | 260.2 | 1:20:08.802 | | | | | | | | |
| 17 | 1 | 1:53.612 | 23.544 | 47.268 | 42.800 | 261.5 | 1:22:02.414 | | | | | | | | |
| 18 | 1 | 1:53.967 | 23.459 | 47.399 | 43.109 | 259.6 | 1:23:56.381 | | | | | | | | |
| 19 | 1 | 1:55.763 | 23.461 | 48.539 | 43.763 | 257.1 | 1:25:52.144 | | | | | | | | |
| 20 | 1 | 1:56.763 | 24.449 | 48.688 | 43.626 | 245.5 | 1:27:48.907 | | | | | | | | |
| 21 | 1 | 1:55.630 | 24.631 | 48.182 | 42.817 | 261.5 | 1:29:44.537 | | | | | | | | |
| 22 | 1 | 1:54.917 | 24.551 | 47.448 | 42.918 | 262.8 | 1:31:39.454 | | | | | | | | |
| 23 | 1 | 1:53.654 | 24.265 | 47.485 | 41.904 | 263.4 | 1:33:33.108 | | | | | | | | |
| 24 | 1 | 1:52.301 | 23.242 | 46.941 | 42.118 | 262.1 | 1:35:25.409 | | | | | | | | |
| 25 | 1 | 1:52.962 | 23.294 | 47.003 | 42.665 | 262.1 | 1:37:18.371 | | | | | | | | |
| 26 | 1 | 1:53.506 | 23.521 | 47.502 | 42.483 | 261.5 | 1:39:11.877 | | | | | | | | |
| 27 | 1 | 3:05.047 B | 25.247 | 1:21.340 | 1:18.460 | 96.5 | 1:42:16.924 | | | | | | | | |
| 28 | 3 | 5:55.587 | 4:24.917 | 48.487 | 42.183 | 251.2 | 1:48:12.511 | | | | | | | | |
| 29 | 3 | 1:52.931 | 23.912 | 47.230 | 41.789 | 259.0 | 1:50:05.442 | | | | | | | | |
| 30 | 3 | 1:52.373 | 23.586 | 46.577 | 42.210 | 260.9 | 1:51:57.815 | | | | | | | | |
| 31 | 3 | 1:53.441 | 23.679 | 46.662 | 43.100 | 262.1 | 1:53:51.256 | | | | | | | | |
| 32 | 3 | 1:53.319 | 24.306 | 47.141 | 41.872 | 251.7 | 1:55:44.575 | | | | | | | | |
| 33 | 3 | 1:50.828 | 23.240 | 46.391 | 41.197 | 262.1 | 1:57:35.403 | | | | | | | | |
| 34 | 3 | 1:52.835 | 23.236 | 46.295 | 43.304 | 263.4 | 1:59:28.238 | | | | | | | | |
| 35 | 3 | 1:59.707 B | 23.626 | 48.180 | 47.901 | 212.6 | 2:01:27.945 | | | | | | | | |
| 2 CD Sport 1. Vladislav LOMKO 3. Jacques WOLFF 2. James SWEETNAM LMP3 | | | | | | | | Ligier JS P320 - Nissan | | | | | | | |
| 1 | 1 | 2:21.674 | 47.118 | 50.785 | 43.771 | 223.6 | 2:21.674 | | | | | | | | |
| 2 | 1 | 1:54.221 | 24.450 | 47.718 | 42.053 | 255.9 | 4:15.895 | | | | | | | | |
| 3 | 1 | 1:53.016 | 24.532 | 47.245 | 41.239 | 252.9 | 6:08.911 | | | | | | | | |
| 4 | 1 | 1:52.844 | 23.495 | 47.497 | 41.852 | 260.2 | 8:01.755 | | | | | | | | |
| 5 | 1 | 1:50.767 | 23.330 | 46.405 | 41.032 | 265.4 | 9:52.522 | | | | | | | | |
| 6 | 1 | 1:50.902 | 23.153 | 46.533 | 41.216 | 265.4 | 11:43.424 | | | | | | | | |
| 7 | 1 | 1:51.704 | 23.051 | 46.809 | 41.844 | 266.7 | 13:35.128 | | | | | | | | |
| 8 | 1 | 1:50.669 | 23.182 | 46.135 | 41.352 | 266.0 | 15:25.797 | | | | | | | | |
| 9 | 1 | 3:34.484 B | 26.273 | 1:47.219 | 1:20.992 | 76.2 | 19:00.281 | | | | | | | | |
| 10 | 2 | 5:42.509 | 4:07.904 | 48.959 | 45.646 | 240.0 | 24:42.790 | | | | | | | | |
| 11 | 2 | 2:12.180 | 23.495 | 1:02.518 | 46.167 | 249.4 | 26:54.970 | | | | | | | | |
| 12 | 2 | 2:48.834 B | 24.075 | 1:06.229 | 1:18.530 | 262.8 | 29:43.804 | | | | | | | | |
| 3 DKR Engineering 1. Salih YOLUC 3. Ayhancan GUVEN 2. Charlie EASTWOOD LMP2 | | | | | | | | Oreca 07 - Gibson | | | | | | | |
| 1 | 1 | 4:50.850 | 3:11.994 | 50.088 | 48.768 | 218.6 | 4:50.850 | | | | | | | | |
| 2 | 1 | 1:56.898 | 23.023 | 45.896 | 47.979 | 264.1 | 6:47.748 | | | | | | | | |
| 3 | 1 | 1:46.011 | 21.982 | 44.741 | 39.288 | 276.2 | 8:33.759 | | | | | | | | |
| 4 | 1 | 1:46.924 | 22.005 | 45.276 | 39.643 | 274.1 | 10:20.683 | | | | | | | | |
| 5 | 1 | 1:50.544 | 22.338 | 46.966 | 41.240 | 272.0 | 12:11.227 | | | | | | | | |
| 6 | 1 | 1:47.746 | 21.590 | 45.400 | 40.756 | 276.9 | 13:58.973 | | | | | | | | |
| 7 | 1 | 1:52.011 | 23.756 | 46.180 | 42.075 | 274.8 | 15:50.984 | | | | | | | | |
| 8 | 1 | 4:00.241 B | 53.993 | 1:45.931 | 1:20.317 | 79.9 | 19:51.225 | | | | | | | | |
| 9 | 1 | 3:39.570 | 2:12.586 | 46.015 | 40.969 | 262.8 | 23:30.795 | | | | | | | | |
| 10 | 1 | 1:48.938 | 22.015 | 45.710 | 41.213 | 275.5 | 25:19.733 | | | | | | | | |
| 11 | 1 | 1:50.587 | 22.915 | 45.346 | 42.326 | 277.6 | 27:10.320 | | | | | | | | |
| 12 | 1 | 2:56.611 B | 21.952 | 1:11.035 | 1:23.624 | 188.5 | 30:06.931 | | | | | | | | |
| 13 | 1 | 42:29.449 | ... | 48.973 | 41.328 | 204.2 | 1:12:36.380 | | | | | | | | |
| 14 | 1 | 1:47.032 | 21.844 | 45.374 | 39.814 | 275.5 | 1:14:23.412 | | | | | | | | |
| 15 | 1 | 1:50.017 | 22.863 | 46.015 | 41.139 | 274.8 | 1:16:13.429 | | | | | | | | |
| 16 | 1 | 1:51.068 | 24.057 | 45.030 | 41.981 | 277.6 | 1:18:04.497 | | | | | | | | |
| 17 | 1 | 1:46.234 | 22.062 | 44.722 | 39.450 | 277.6 | 1:19:50.731 | | | | | | | | |
| 18 | 1 | 1:48.107 | 23.183 | 44.620 | 40.304 | 277.6 | 1:21:38.838 | | | | | | | | |
| 19 | 1 | 1:51.714 | 22.991 | 45.158 | 43.565 | 277.6 | 1:23:30.552 | | | | | | | | |
| 20 | 1 | 1:46.145 | 21.512 | 44.513 | 40.120 | 277.6 | 1:25:16.697 | | | | | | | | |
| 21 | 1 | 1:45.630 | 21.844 | 44.578 | 39.208 | 279.8 | 1:27:02.327 | | | | | | | | |
| 22 | 1 | 1:48.320 | 21.624 | 44.664 | 42.032 | 279.8 | 1:28:50.647 | | | | | | | | |
| 23 | 1 | 1:50.880 B | 21.566 | 44.519 | 44.795 | 279.1 | 1:30:41.527 | | | | | | | | |
| 24 | 3 | 3:25.072 | 1:57.704 | 46.792 | 40.576 | 242.7 | 1:34:06.599 | | | | | | | | |
| 25 | 3 | 1:47.422 | 22.450 | 45.139 | 39.833 | 260.9 | 1:35:54.021 | | | | | | | | |
| 26 | 3 | 1:47.672 | 22.556 | 44.945 | 40.171 | 269.3 | 1:37:41.693 | | | | | | | | |
| 27 | 3 | 1:44.945 | 21.708 | 44.394 | 38.843 | 275.5 | 1:39:26.638 | | | | | | | | |
| 28 | 3 | 3:47.848 B | 45.435 | 1:45.351 | 1:17.062 | 79.8 | 1:43:14.486 | | | | | | | | |
| 29 | 3 | 5:10.341 | 3:42.224 | 47.504 | 40.613 | 210.5 | 1:48:24.827 | | | | | | | | |
| 30 | 3 | 1:48.154 | 22.924 | 45.330 | 39.900 | 268.0 | 1:50:12.981 | | | | | | | | |
| 31 | 3 | 1:45.491 | 21.777 | 44.872 | 38.842 | 272.0 | 1:51:58.472 | | | | | | | | |
| 32 | 3 | 1:48.011 | 22.264 | 44.315 | 41.432 | 276.9 | 1:53:46.483 | | | | | | | | |
| 33 | 3 | 1:44.391 | 21.880 | 44.185 | 38.326 | 276.2 | 1:55:30.874 | | | | | | | | |
| 34 | 3 | 1:48.807 | 22.779 | 45.452 | 40.576 | 226.9 | 1:57:19.681 | | | | | | | | |
| 35 | 3 | 1:45.036 | 21.369 | 44.377 | 39.290 | 277.6 | 1:59:04.717 | | | | | | | | |
| 36 | 3 | 1:47.818 | 21.985 | 45.980 | 39.853 | 278.4 | 2:00:52.535 | | | | | | | | |
| 4 Nielsen Racing 1. Tony WELLS 2. Matthew BELL LMP3 | | | | | | | | Ligier JS P320 - Nissan | | | | | | | |
| 1 | 1 | 4:12.577 | 2:25.815 | 57.468 | 49.294 | 144.8 | 4:12.577 | | | | | | | | |
| 2 | 1 | 1:55.652 | 25.665 | 48.332 | 41.655 | 247.7 | 6:08.229 | | | | | | | | |
| 3 | 1 | 1:52.543 | 23.607 | 47.663 | 41.273 | 252.9 | 8:00.772 | | | | | | | | |
| 4 | 1 | 1:50.556 | 23.336 | 46.305 | 40.915 | 262.1 | 9:51.328 | | | | | | | | |
| 5 | 1 | 1:50.769 | 23.556 | 46.067 | 41.146 | 261.5 | 11:42.097 | | | | | | | | |
| 6 | 1 | 1:52.040 | 23.264 | 46.954 | 41.822 | 260.9 | 13:34.137 | | | | | | | | |
| 7 | 1 | 1:51.047 | 23.426 | 46.418 | 41.203 | 260.2 | 15:25.184 | | | | | | | | |





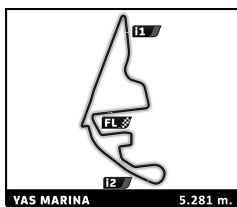
Asian Le Mans Series 4 Hours of Abu Dhabi Private Test Session

Sector Analysis

Lap under Red Flag Invalidated Lap Personal Best Session Best B Crossing the pit lane

| Lap | D | Time | Sector 1 | Sector 2 | Sector 3 | T. Spd | Elapsed | Lap | D | Time | Sector 1 | Sector 2 | Sector 3 | T. Spd | Elapsed |
|--|---|------------|----------|----------|----------|--------|-------------|--|---|------------|----------|----------|----------|--------|-------------|
| 8 | 1 | 3:32.652 B | 26.317 | 1:47.028 | 1:19.307 | 79.5 | 18:57.836 | 23 | 1 | 3:50.605 B | 2:13.544 | 48.621 | 48.440 | 257.8 | 1:33:42.668 |
| 9 | 1 | 4:57.670 | 3:27.446 | 48.064 | 42.160 | 253.5 | 23:55.506 | 24 | 2 | 4:27.258 | 2:58.619 | 46.986 | 41.653 | 260.2 | 1:38:09.926 |
| 10 | 1 | 1:52.409 | 23.619 | 47.028 | 41.762 | 260.9 | 25:47.915 | 25 | 2 | 2:23.448 B | 23.096 | 51.729 | 1:08.623 | 219.5 | 1:40:33.374 |
| 11 | 1 | 1:51.502 | 23.534 | 46.482 | 41.486 | 258.4 | 27:39.417 | 26 | 2 | 7:45.779 | 6:11.395 | 50.393 | 43.991 | 219.1 | 1:48:19.153 |
| 12 | 1 | 3:39.701 B | 33.746 | 1:46.406 | 1:19.549 | 80.2 | 31:19.118 | 27 | 2 | 1:51.316 | 23.602 | 46.785 | 40.929 | 264.1 | 1:50:10.469 |
| 13 | 1 | 41:07.117 | ... | 48.568 | 42.580 | 248.8 | 1:12:26.235 | 28 | 2 | 1:50.499 | 23.233 | 46.122 | 41.144 | 266.0 | 1:52:00.968 |
| 14 | 1 | 1:55.167 | 23.978 | 47.015 | 44.174 | 261.5 | 1:14:21.402 | 29 | 2 | 1:55.378 | 23.615 | 47.392 | 44.371 | 252.3 | 1:53:56.346 |
| 15 | 1 | 1:53.215 | 24.248 | 46.911 | 42.056 | 258.4 | 1:16:14.617 | 30 | 2 | 1:50.080 | 23.061 | 46.280 | 40.739 | 266.7 | 1:55:46.426 |
| 16 | 1 | 1:53.154 | 23.952 | 47.488 | 41.714 | 263.4 | 1:18:07.771 | 31 | 2 | 1:51.298 | 22.753 | 46.402 | 42.143 | 262.1 | 1:57:37.724 |
| 17 | 1 | 1:53.431 | 23.571 | 47.109 | 42.751 | 258.4 | 1:20:01.202 | 32 | 2 | 1:50.780 | 22.664 | 46.358 | 41.758 | 266.0 | 1:59:28.504 |
| 18 | 1 | 1:53.020 | 23.752 | 47.302 | 41.966 | 261.5 | 1:21:54.222 | 33 | 2 | 2:00.221 B | 25.266 | 47.315 | 47.640 | 254.7 | 2:01:28.725 |
| 19 | 1 | 1:53.070 | 23.589 | 46.724 | 42.757 | 261.5 | 1:23:47.292 | 6 Haupt Racing Team Mercedes AMG GT3 | | | | | | | |
| 20 | 1 | 1:53.257 | 24.023 | 47.797 | 41.437 | 257.1 | 1:25:40.549 | 1.Arjun MAINI GT | | | | | | | |
| 21 | 1 | 1:51.699 | 23.611 | 46.650 | 41.438 | 259.6 | 1:27:32.248 | 2.Frank BIRD | | | | | | | |
| 22 | 1 | 1:52.311 | 23.468 | 46.548 | 42.295 | 262.8 | 1:29:24.559 | 1 | 1 | 3:03.917 | 1:15.426 | 58.153 | 50.338 | 189.1 | 3:03.917 |
| 23 | 1 | 1:53.602 | 23.669 | 47.678 | 42.255 | 262.8 | 1:31:18.161 | 2 | 1 | 2:05.145 | 26.993 | 52.362 | 45.790 | 237.9 | 5:09.062 |
| 24 | 1 | 1:52.762 | 23.538 | 47.399 | 41.825 | 264.1 | 1:33:10.923 | 3 | 1 | 1:58.850 | 24.857 | 49.904 | 44.089 | 213.0 | 7:07.912 |
| 25 | 1 | 1:51.438 | 23.491 | 46.556 | 41.391 | 260.9 | 1:35:02.361 | 4 | 1 | 1:54.295 | 24.317 | 47.484 | 42.494 | 257.1 | 9:02.207 |
| 26 | 1 | 1:51.331 | 23.268 | 46.609 | 41.454 | 260.2 | 1:36:53.692 | 5 | 1 | 1:53.369 | 23.847 | 47.311 | 42.211 | 257.1 | 10:55.576 |
| 27 | 1 | 1:56.805 B | 23.398 | 46.767 | 46.640 | 259.6 | 1:38:50.497 | 6 | 1 | 1:53.392 | 23.898 | 47.118 | 42.376 | 257.8 | 12:48.968 |
| 28 | 2 | 9:25.654 | 7:54.395 | 48.403 | 42.856 | 232.3 | 1:48:16.151 | 7 | 1 | 1:53.178 | 23.850 | 47.083 | 42.245 | 257.8 | 14:42.146 |
| 29 | 2 | 1:50.851 | 23.271 | 46.504 | 41.076 | 260.9 | 1:50:07.002 | 8 | 1 | 2:43.953 B | 24.183 | 1:03.431 | 1:16.339 | 256.5 | 17:26.099 |
| 30 | 2 | 1:53.524 | 24.398 | 46.189 | 42.937 | 261.5 | 1:52:00.526 | 9 | 1 | 6:58.763 B | 4:51.512 | 1:04.634 | 1:02.617 | 169.8 | 24:24.862 |
| 31 | 2 | 1:50.918 | 23.135 | 46.465 | 41.318 | 263.4 | 1:53:51.444 | 10 | 1 | 4:25.178 B | 2:17.722 | 58.325 | 1:09.131 | 198.9 | 28:50.040 |
| 32 | 2 | 1:51.750 | 24.317 | 46.610 | 40.823 | 262.8 | 1:55:43.194 | 11 | 1 | 46:10.488 | ... | 53.468 | 49.282 | 212.6 | 1:15:00.528 |
| 33 | 2 | 1:49.846 | 22.936 | 46.138 | 40.772 | 262.1 | 1:57:33.040 | 12 | 1 | 1:59.396 | 25.684 | 48.939 | 44.773 | 255.3 | 1:16:59.924 |
| 34 | 2 | 1:50.823 | 22.988 | 46.636 | 41.199 | 264.7 | 1:59:23.863 | 13 | 1 | 1:59.934 | 25.201 | 48.894 | 45.839 | 256.5 | 1:18:59.858 |
| 35 | 2 | 1:51.346 | 23.015 | 46.049 | 42.282 | 263.4 | 2:01:15.209 | 14 | 1 | 1:59.954 | 25.062 | 49.172 | 45.720 | 234.3 | 1:20:59.812 |
| 5 DKR Engineering Duqueine M30 - D08 - Nissan LMP3 | | | | | | | | 7 Haupt Racing Team Mercedes AMG GT3 | | | | | | | |
| 1.Tom VAN ROMPUY | | | | | | | | 1.Ai Faisal AL ZUBAIR | | | | | | | |
| 2.Valentino CATALANO | | | | | | | | 2.Luca STOLZ | | | | | | | |
| 1 | 2 | 2:40.428 | 1:03.675 | 51.108 | 45.645 | 228.8 | 2:40.428 | 1 | 2 | 3:25.838 | 1:48.511 | 50.479 | 46.848 | 231.8 | 3:25.838 |
| 2 | 2 | 1:56.607 | 24.100 | 47.522 | 44.985 | 262.1 | 4:37.035 | 2 | 2 | 1:56.757 | 24.585 | 48.143 | 44.029 | 250.6 | 5:22.595 |
| 3 | 2 | 1:57.404 | 24.616 | 47.230 | 45.558 | 262.8 | 6:34.439 | 3 | 2 | 1:57.526 | 24.137 | 47.307 | 46.082 | 257.8 | 7:20.121 |
| 4 | 2 | 1:52.664 | 24.046 | 46.504 | 42.114 | 268.7 | 8:27.103 | 4 | 2 | 1:53.238 | 23.999 | 47.327 | 41.912 | 257.8 | 9:13.359 |
| 5 | 2 | 1:51.321 | 23.189 | 46.477 | 41.655 | 267.3 | 10:18.424 | 5 | 2 | 1:53.060 | 23.763 | 47.088 | 42.209 | 259.6 | 11:06.419 |
| 6 | 2 | 1:56.915 | 23.510 | 47.039 | 46.366 | 268.0 | 12:15.339 | 6 | 2 | 1:57.108 B | 24.292 | 47.575 | 45.241 | 256.5 | 13:03.527 |
| 7 | 2 | 1:54.601 | 23.393 | 47.145 | 44.063 | 251.7 | 14:09.940 | 7 | 2 | 10:19.847 | 8:45.416 | 48.551 | 45.880 | 243.8 | 23:23.374 |
| 8 | 2 | 2:02.950 B | 23.292 | 46.567 | 53.091 | 264.7 | 16:12.890 | 8 | 2 | 1:57.570 | 23.845 | 47.871 | 45.854 | 254.1 | 25:20.944 |
| 9 | 1 | 7:27.709 | 5:54.765 | 48.832 | 44.112 | 242.2 | 23:40.599 | 9 | 2 | 1:55.164 | 23.908 | 47.168 | 44.088 | 258.4 | 27:16.108 |
| 10 | 1 | 1:54.590 | 24.069 | 47.693 | 42.828 | 251.7 | 25:35.189 | 10 | 2 | 3:22.590 B | 24.980 | 1:38.959 | 1:18.651 | 66.1 | 30:38.698 |
| 11 | 1 | 1:57.049 | 23.961 | 48.180 | 44.908 | 261.5 | 27:32.238 | 11 | 3 | 42:59.269 | ... | 52.746 | 52.670 | 217.3 | 1:13:37.967 |
| 12 | 1 | 3:26.176 B | 23.787 | 1:41.386 | 1:21.003 | 79.7 | 30:58.414 | 12 | 3 | 1:55.390 | 24.786 | 47.960 | 42.644 | 255.9 | 1:15:33.357 |
| 13 | 1 | 41:48.133 | ... | 52.982 | 47.730 | 198.9 | 1:12:46.547 | 13 | 3 | 1:54.102 | 24.036 | 47.576 | 42.490 | 257.8 | 1:17:27.459 |
| 14 | 1 | 1:55.010 | 24.662 | 47.584 | 42.764 | 257.8 | 1:14:41.557 | 14 | 3 | 1:53.602 | 24.080 | 47.381 | 42.141 | 258.4 | 1:19:21.061 |
| 15 | 1 | 1:54.197 | 24.974 | 47.274 | 41.949 | 264.1 | 1:16:35.754 | 15 | 3 | 1:53.945 | 23.960 | 47.286 | 42.699 | 259.0 | 1:21:15.006 |
| 16 | 1 | 1:52.436 | 23.403 | 46.602 | 42.431 | 265.4 | 1:18:28.190 | 16 | 3 | 1:59.017 | 24.836 | 49.582 | 44.599 | 247.7 | 1:23:14.023 |
| 17 | 1 | 1:51.710 | 23.296 | 46.765 | 41.649 | 266.0 | 1:20:19.900 | | | | | | | | |
| 18 | 1 | 1:51.732 | 23.025 | 46.976 | 41.731 | 267.3 | 1:22:11.632 | | | | | | | | |
| 19 | 1 | 1:51.779 | 23.314 | 46.718 | 41.747 | 262.1 | 1:24:03.411 | | | | | | | | |
| 20 | 1 | 1:51.234 | 23.205 | 46.432 | 41.597 | 264.7 | 1:25:54.645 | | | | | | | | |
| 21 | 1 | 1:55.418 | 23.396 | 47.802 | 44.220 | 241.6 | 1:27:50.063 | | | | | | | | |
| 22 | 1 | 2:02.000 B | 24.469 | 48.611 | 48.920 | 233.3 | 1:29:52.063 | | | | | | | | |





Asian Le Mans Series 4 Hours of Abu Dhabi Private Test Session

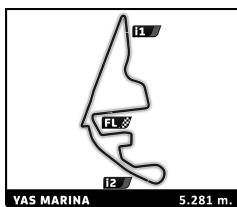
Sector Analysis

VAS MARINA 5.281 m.

Lap under Red Flag Invalidated Lap Personal Best Session Best Crossing the pit lane

| Lap | D | Time | Sector 1 | Sector 2 | Sector 3 | T. Spd | Elapsed | Lap | D | Time | Sector 1 | Sector 2 | Sector 3 | T. Spd | Elapsed | | |
|---|---|-----------|----------|----------|----------|----------|---------|--|--|------|-----------|----------|----------|----------|----------|-----------|-------------|
| 17 | 3 | 2:00.448 | B | 24.066 | 47.935 | 48.447 | 258.4 | 1:25:14.471 | 1 | 2 | 2:44.966 | 1:03.454 | 54.185 | 47.327 | 174.2 | 2:44.966 | |
| 18 | 1 | 6:07.964 | | 4:30.511 | 52.088 | 45.365 | 221.3 | 1:31:22.435 | 2 | 2 | 1:58.454 | 25.536 | 48.912 | 44.006 | 234.8 | 4:43.420 | |
| 19 | 1 | 1:55.370 | | 24.186 | 47.631 | 43.553 | 259.0 | 1:33:17.805 | 3 | 2 | 1:54.209 | 24.141 | 47.490 | 42.578 | 256.5 | 6:37.629 | |
| 20 | 1 | 1:53.893 | | 23.842 | 47.336 | 42.715 | 258.4 | 1:35:11.698 | 4 | 2 | 1:53.124 | 23.549 | 47.122 | 42.453 | 258.4 | 8:30.753 | |
| 21 | 1 | 1:53.416 | | 23.868 | 47.256 | 42.292 | 259.0 | 1:37:05.114 | 5 | 2 | 1:53.443 | 23.565 | 47.013 | 42.865 | 262.1 | 10:24.196 | |
| 22 | 1 | 1:56.998 | | 24.668 | 47.309 | 45.021 | 259.6 | 1:39:02.112 | 6 | 2 | 2:02.548 | B | 24.173 | 48.955 | 49.420 | 238.9 | 12:26.744 |
| 23 | 1 | 3:11.427 | B | 23.826 | 1:29.253 | 1:18.348 | 81.9 | 1:42:13.539 | 7 | 2 | 4:16.496 | B | 2:19.385 | 49.288 | 1:07.823 | 219.1 | 16:43.240 |
| 24 | 2 | 9:34.803 | | 7:53.657 | 54.734 | 46.412 | 152.8 | 1:51:48.342 | 8 | 2 | 6:38.158 | | 5:04.159 | 48.830 | 45.169 | 253.5 | 23:21.398 |
| 25 | 2 | 2:02.928 | | 25.699 | 50.659 | 46.570 | 198.9 | 1:53:51.270 | 9 | 2 | 1:56.750 | | 23.977 | 47.407 | 45.366 | 260.2 | 25:18.148 |
| 26 | 2 | 2:06.180 | | 25.746 | 53.197 | 47.237 | 179.1 | 1:55:57.450 | 10 | 2 | 2:03.723 | | 23.360 | 46.525 | 53.838 | 262.8 | 27:21.871 |
| 27 | 2 | 1:53.544 | | 23.948 | 47.339 | 42.257 | 256.5 | 1:57:50.994 | 11 | 2 | 3:21.190 | B | 23.529 | 1:36.282 | 1:21.379 | 71.6 | 30:43.061 |
| 28 | 2 | 1:53.231 | | 23.725 | 47.209 | 42.297 | 257.8 | 1:59:44.225 | 12 | 2 | 43:04.996 | | ... | 49.100 | 44.168 | 248.3 | 1:13:48.057 |
| 29 | 2 | 2:06.857 | B | 23.835 | 47.334 | 55.688 | 258.4 | 2:01:51.082 | 13 | 2 | 1:54.768 | | 23.938 | 46.959 | 43.871 | 259.6 | 1:15:42.825 |
| 8 Graff Racing Ligier JS P320 - Nissan LMP3 1.Fabrice ROSSELLO 3.Francois HERIAU 2.Xavier LLOVERAS | | | | | | | | 15 2 2:05.363 32.941 47.218 45.204 259.6 1:19:46.512 | | | | | | | | | |
| 1 | 2 | 2:38.724 | | 1:01.117 | 53.245 | 44.362 | 174.5 | 2:38.724 | 16 | 2 | 1:52.638 | | 23.615 | 46.608 | 42.415 | 262.8 | 1:21:39.150 |
| 2 | 2 | 1:55.819 | | 24.175 | 48.345 | 43.299 | 214.7 | 4:34.543 | 17 | 2 | 1:59.690 | B | 23.447 | 46.959 | 49.284 | 264.1 | 1:23:38.840 |
| 3 | 2 | 1:53.839 | | 24.030 | 47.849 | 41.960 | 220.0 | 6:28.382 | 18 | 3 | 3:49.425 | | 2:18.957 | 49.177 | 41.291 | 259.6 | 1:27:28.265 |
| 4 | 2 | 1:53.162 | | 24.457 | 47.228 | 41.477 | 245.5 | 8:21.544 | 19 | 3 | 1:50.269 | | 22.737 | 45.973 | 41.559 | 266.7 | 1:29:18.534 |
| 5 | 2 | 1:52.786 | | 23.202 | 46.928 | 42.656 | 257.1 | 10:14.330 | 20 | 3 | 1:52.104 | | 23.305 | 46.521 | 42.278 | 260.2 | 1:31:10.638 |
| 6 | 2 | 2:01.041 | B | 24.589 | 48.799 | 47.653 | 208.1 | 12:15.371 | 21 | 3 | 1:49.847 | | 22.806 | 45.971 | 41.070 | 266.7 | 1:33:00.485 |
| 7 | 2 | 2:43.529 | | 1:09.028 | 47.399 | 47.102 | 264.1 | 14:58.900 | 22 | 3 | 1:54.375 | B | 22.817 | 46.242 | 45.316 | 264.1 | 1:34:54.860 |
| 8 | 2 | 2:44.953 | B | 23.114 | 1:04.744 | 1:17.095 | 263.4 | 17:43.853 | 23 | 1 | 3:42.928 | | 2:12.216 | 47.454 | 43.258 | 262.1 | 1:38:37.788 |
| 9 | 3 | 6:39.866 | | 5:04.504 | 51.299 | 44.063 | 180.6 | 24:23.719 | 24 | 1 | 2:34.913 | B | 25.139 | 53.819 | 1:15.955 | 262.1 | 1:41:12.701 |
| 10 | 3 | 1:53.008 | | 24.135 | 47.449 | 41.424 | 236.3 | 26:16.727 | 25 | 1 | 7:17.078 | | 5:41.019 | 51.246 | 44.813 | 183.7 | 1:48:29.779 |
| 11 | 3 | 2:05.640 | B | 23.925 | 47.036 | 54.679 | 259.0 | 28:22.367 | 26 | 1 | 1:56.222 | | 23.859 | 47.255 | 45.108 | 254.1 | 1:50:26.001 |
| 12 | 3 | 43:51.537 | | ... | 49.412 | 45.859 | 197.4 | 1:12:13.904 | 27 | 1 | 1:51.568 | | 23.417 | 46.814 | 41.337 | 264.1 | 1:52:17.569 |
| 13 | 3 | 1:55.534 | | 24.100 | 48.608 | 42.826 | 215.6 | 1:14:09.438 | 28 | 1 | 1:50.875 | | 23.000 | 46.287 | 41.588 | 266.7 | 1:54:08.444 |
| 14 | 3 | 1:52.286 | | 23.232 | 46.953 | 42.101 | 254.1 | 1:16:01.724 | 29 | 1 | 1:51.862 | | 23.229 | 46.830 | 41.803 | 264.7 | 1:56:00.306 |
| 15 | 3 | 1:50.780 | | 23.012 | 46.610 | 41.158 | 262.1 | 1:17:52.504 | 30 | 1 | 1:53.315 | | 23.270 | 46.741 | 43.304 | 265.4 | 1:57:53.621 |
| 16 | 3 | 1:52.480 | | 23.275 | 46.939 | 42.266 | 264.1 | 1:19:44.984 | 31 | 1 | 1:51.796 | | 23.412 | 46.518 | 41.866 | 264.7 | 1:59:45.417 |
| 17 | 3 | 1:54.851 | B | 23.210 | 46.437 | 45.204 | 262.1 | 1:21:39.835 | 32 | 1 | 2:03.423 | B | 23.427 | 49.879 | 50.117 | 231.3 | 2:01:48.840 |
| 18 | 1 | 3:58.018 | | 2:27.251 | 48.931 | 41.836 | 259.6 | 1:25:37.853 | 10 Getspeed Mercedes AMG GT3 1.Raffaele MARCIELLO 3.Florian SCHOLZE 2.Fabian SCHILLER | | | | | | | | |
| 19 | 1 | 1:52.647 | | 23.763 | 47.108 | 41.776 | 262.8 | 1:27:30.500 | 1 | 3 | 3:56.535 | | 2:13.246 | 54.699 | 48.590 | 215.1 | 3:56.535 |
| 20 | 1 | 1:53.420 | | 23.639 | 47.691 | 42.090 | 262.8 | 1:29:23.920 | 2 | 3 | 2:00.005 | | 26.089 | 48.797 | 45.119 | 234.8 | 5:56.540 |
| 21 | 1 | 1:53.527 | | 23.730 | 47.772 | 42.025 | 263.4 | 1:31:17.447 | 3 | 3 | 2:10.539 | | 24.515 | 47.657 | 58.367 | 259.6 | 8:07.079 |
| 22 | 1 | 1:54.728 | | 23.528 | 48.774 | 42.426 | 264.7 | 1:33:12.175 | 4 | 3 | 1:58.970 | | 25.981 | 47.942 | 45.047 | 259.0 | 10:06.049 |
| 23 | 1 | 1:52.942 | | 23.515 | 47.149 | 42.278 | 263.4 | 1:35:05.117 | 5 | 3 | 1:55.721 | | 24.274 | 47.702 | 43.745 | 259.0 | 12:01.770 |
| 24 | 1 | 1:52.953 | | 23.731 | 47.252 | 41.970 | 262.1 | 1:36:58.070 | 6 | 3 | 1:56.404 | | 24.206 | 48.107 | 44.091 | 259.6 | 13:58.174 |
| 25 | 1 | 1:52.263 | | 23.550 | 47.103 | 41.610 | 262.1 | 1:38:50.333 | 7 | 3 | 2:03.854 | B | 24.450 | 48.308 | 51.096 | 259.0 | 16:02.028 |
| 26 | 1 | 2:47.070 | B | 23.941 | 1:03.242 | 1:19.887 | 204.2 | 1:41:37.403 | 8 | 3 | 8:34.460 | | 7:01.634 | 48.786 | 44.040 | 256.5 | 24:36.488 |
| 27 | 2 | 6:49.735 | | 5:19.874 | 47.904 | 41.957 | 257.1 | 1:48:27.138 | 9 | 3 | 1:55.804 | | 24.450 | 47.714 | 43.640 | 260.9 | 26:32.292 |
| 28 | 2 | 1:50.716 | | 23.750 | 46.267 | 40.699 | 265.4 | 1:50:17.854 | 10 | 3 | 2:19.657 | B | 24.240 | 47.629 | 1:07.788 | 260.2 | 28:51.949 |
| 29 | 2 | 1:51.734 | | 22.926 | 46.082 | 42.726 | 267.3 | 1:52:09.588 | 11 | 3 | 45:49.233 | | ... | 57.043 | 47.641 | 220.4 | 1:14:41.182 |
| 30 | 2 | 1:50.380 | | 23.058 | 46.253 | 41.069 | 264.7 | 1:53:59.968 | 12 | 3 | 1:57.564 | | 25.703 | 48.219 | 43.642 | 259.0 | 1:16:38.746 |
| 31 | 2 | 1:49.862 | | 22.932 | 46.290 | 40.640 | 266.0 | 1:55:49.830 | 13 | 3 | 1:54.433 | | 24.184 | 47.315 | 42.934 | 259.6 | 1:18:33.179 |
| 32 | 2 | 1:49.417 | | 22.781 | 46.000 | 40.636 | 264.1 | 1:57:39.247 | 14 | 3 | 1:54.537 | | 24.341 | 47.396 | 42.800 | 259.0 | 1:20:27.716 |
| 33 | 2 | 1:49.573 | | 22.677 | 45.970 | 40.926 | 264.7 | 1:59:28.820 | 15 | 3 | 1:54.653 | | 24.019 | 47.446 | 43.188 | 259.0 | 1:22:22.369 |
| 34 | 2 | 2:01.765 | B | 25.097 | 49.250 | 47.418 | 229.3 | 2:01:30.585 | 16 | 3 | 1:54.333 | | 23.913 | 47.559 | 42.861 | 259.6 | 1:24:16.702 |
| 9 Graff Racing Ligier JS P320 - Nissan LMP3 1.Eric TROUILLET 3.Belen GARCIA 2.Sebastien PAGE | | | | | | | | 17 3 1:54.584 23.872 47.712 43.000 259.6 1:26:11.286 | | | | | | | | | |
| | | | | | | | | 18 3 1:59.124 B 23.920 47.637 47.567 257.8 1:28:10.410 | | | | | | | | | |





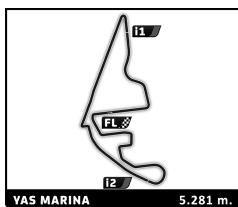
Asian Le Mans Series 4 Hours of Abu Dhabi Private Test Session

Sector Analysis

Lap under Red Flag Invalidated Lap Personal Best Session Best Crossing the pit lane

| Lap | D | Time | Sector 1 | Sector 2 | Sector 3 | T. Spd | Elapsed | Lap | D | Time | Sector 1 | Sector 2 | Sector 3 | T. Spd | Elapsed |
|---|---|------------------|---------------|---------------|---------------|--------|-------------|--|---|------------------|---------------|----------|---------------|--------|-------------|
| 19 | 2 | 3:43.454 | 2:09.800 | 49.502 | 44.152 | 257.8 | 1:31:53.864 | 5 | 2 | 1:55.271 | 24.584 | 47.062 | 43.625 | 254.7 | 10:14.040 |
| 20 | 2 | 1:56.972 | 24.072 | 47.133 | 45.767 | 258.4 | 1:33:50.836 | 6 | 2 | 1:51.800 | 23.421 | 46.575 | 41.804 | 265.4 | 12:05.840 |
| 21 | 2 | 1:53.530 | 23.820 | 47.085 | 42.625 | 258.4 | 1:35:44.366 | 7 | 2 | 1:57.883B | 23.839 | 47.231 | 46.813 | 260.2 | 14:03.723 |
| 22 | 2 | 1:53.071 | 23.693 | 47.020 | 42.358 | 259.0 | 1:37:37.437 | 8 | 2 | 9:32.427 | 7:56.681 | 52.367 | 43.379 | 211.4 | 23:36.150 |
| 23 | 2 | 2:08.312B | 25.680 | 50.465 | 52.167 | 257.1 | 1:39:45.749 | 9 | 2 | 1:57.503 | 23.684 | 47.830 | 45.989 | 236.8 | 25:33.653 |
| 24 | 2 | 9:53.041 | 8:16.242 | 48.330 | 48.469 | 253.5 | 1:49:38.790 | 10 | 2 | 1:51.326 | 23.830 | 46.298 | 41.198 | 265.4 | 27:24.979 |
| 25 | 2 | 1:53.414 | 23.981 | 47.177 | 42.256 | 258.4 | 1:51:32.204 | 11 | 2 | 3:21.950B | 23.114 | 1:41.241 | 1:17.595 | 79.4 | 30:46.929 |
| 26 | 2 | 1:55.700 | 23.646 | 47.285 | 44.769 | 260.2 | 1:53:27.904 | 12 | 2 | 41:33.095 | ... | 50.550 | 43.088 | 215.6 | 1:12:20.024 |
| 27 | 2 | 1:57.791 | 23.952 | 47.197 | 46.642 | 259.0 | 1:55:25.695 | 13 | 2 | 1:53.160 | 23.702 | 46.944 | 42.514 | 265.4 | 1:14:13.184 |
| 28 | 2 | 1:58.255B | 23.753 | 47.994 | 46.508 | 259.6 | 1:57:23.950 | 14 | 2 | 1:53.562 | 23.238 | 46.868 | 43.456 | 251.7 | 1:16:06.746 |
| 29 | 3 | 3:51.087 | 2:15.153 | 49.833 | 46.101 | 234.8 | 2:01:15.037 | 15 | 2 | 1:52.487 | 23.520 | 46.296 | 42.671 | 266.0 | 1:17:59.233 |
| 11 WTM by Rinaldi Racing 1.Torsten KRATZ 2.Leonard WEISS 3.Nicolas VARRONE LMP3 Duqueine M30 - D08 - Nissan | | | | | | | | 16 Getspeed 1.Bihuang ZHOU 2.Zhongwei WANG 3.Alexandre IMPERATORI Mercedes AMG GT3 GT | | | | | | | |
| 1 | 1 | 4:10.515 | 2:34.996 | 50.986 | 44.533 | 224.5 | 4:10.515 | 1 | 1 | 4:21.178 | 2:34.811 | 57.147 | 49.220 | 180.0 | 4:21.178 |
| 2 | 1 | 1:54.202 | 24.272 | 47.405 | 42.525 | 260.2 | 6:04.717 | 2 | 1 | 2:06.217 | 27.010 | 49.628 | 49.579 | 251.2 | 6:27.395 |
| 3 | 1 | 1:53.389 | 24.992 | 46.964 | 41.433 | 264.1 | 7:58.106 | 3 | 1 | 2:01.014 | 25.527 | 49.180 | 46.307 | 251.2 | 8:28.409 |
| 4 | 1 | 1:50.746 | 23.100 | 46.469 | 41.177 | 265.4 | 9:48.852 | 4 | 1 | 1:57.396 | 24.706 | 48.026 | 44.664 | 255.9 | 10:25.805 |
| 5 | 1 | 1:50.766 | 23.388 | 46.552 | 40.826 | 264.7 | 11:39.618 | 5 | 1 | 1:58.080 | 26.484 | 48.075 | 43.521 | 255.9 | 12:23.885 |
| 6 | 1 | 2:49.748 | 23.014 | 1:39.485 | 47.249 | 266.7 | 14:29.366 | 6 | 1 | 1:56.760 | 24.454 | 48.033 | 44.273 | 256.5 | 14:20.645 |
| 7 | 1 | 2:25.473B | 22.980 | 46.543 | 1:15.950 | 264.1 | 16:54.839 | 7 | 1 | 2:20.659B | 25.109 | 47.894 | 1:07.656 | 256.5 | 16:41.304 |
| 8 | 3 | 6:49.297 | 5:20.954 | 47.230 | 41.113 | 259.0 | 23:44.136 | 8 | 1 | 9:42.188 | 7:59.844 | 55.624 | 46.720 | 228.3 | 26:23.492 |
| 9 | 3 | 1:51.538 | 23.851 | 46.757 | 40.930 | 263.4 | 25:35.674 | 9 | 1 | 2:23.382B | 24.861 | 51.751 | 1:06.770 | 244.3 | 28:46.874 |
| 10 | 3 | 1:54.598 | 23.553 | 46.313 | 44.732 | 265.4 | 27:30.272 | 10 | 2 | 44:28.180 | ... | 1:00.700 | 53.768 | 187.8 | 1:13:15.054 |
| 11 | 3 | 3:17.780B | 22.831 | 1:37.342 | 1:17.607 | 81.0 | 30:48.052 | 11 | 2 | 2:01.826 | 26.930 | 49.185 | 45.711 | 255.3 | 1:15:16.880 |
| 12 | 3 | 43:17.203 | ... | 48.959 | 44.281 | 220.4 | 1:14:05.255 | 12 | 2 | 1:59.172 | 25.213 | 48.870 | 45.089 | 253.5 | 1:17:16.052 |
| 13 | 3 | 1:49.630 | 23.029 | 45.899 | 40.702 | 263.4 | 1:15:54.885 | 13 | 2 | 1:58.360 | 25.115 | 48.457 | 44.788 | 255.3 | 1:19:14.412 |
| 14 | 3 | 1:49.135 | 22.785 | 45.949 | 40.401 | 265.4 | 1:17:44.020 | 14 | 2 | 2:00.019 | 25.643 | 49.459 | 44.917 | 255.3 | 1:21:14.431 |
| 15 | 3 | 1:56.755 | 23.150 | 46.471 | 47.134 | 266.0 | 1:19:40.775 | 15 | 2 | 2:00.435 | 25.016 | 50.743 | 44.676 | 252.9 | 1:23:14.866 |
| 16 | 3 | 1:51.377 | 22.846 | 45.851 | 42.680 | 266.0 | 1:21:32.152 | 16 | 2 | 1:57.488 | 24.852 | 48.308 | 44.328 | 257.1 | 1:25:12.354 |
| 17 | 3 | 1:54.930 | 23.360 | 46.106 | 45.464 | 267.3 | 1:23:27.082 | 17 | 2 | 2:02.275 | 25.085 | 51.476 | 45.714 | 254.7 | 1:27:14.629 |
| 18 | 3 | 1:49.480 | 22.680 | 45.867 | 40.933 | 267.3 | 1:25:16.562 | 18 | 2 | 1:57.958 | 24.927 | 48.279 | 44.752 | 257.1 | 1:29:12.587 |
| 19 | 3 | 1:55.359B | 23.566 | 46.297 | 45.496 | 243.8 | 1:27:11.921 | 19 | 2 | 1:59.355 | 24.985 | 48.847 | 45.523 | 254.7 | 1:31:11.942 |
| 20 | 2 | 3:33.886 | 2:05.190 | 46.918 | 41.778 | 262.8 | 1:30:45.807 | 20 | 2 | 2:04.762B | 25.065 | 49.712 | 49.985 | 257.8 | 1:33:16.704 |
| 21 | 2 | 1:50.921 | 23.235 | 46.537 | 41.149 | 266.0 | 1:32:36.728 | 21 | 3 | 3:45.152 | 2:13.344 | 48.384 | 43.424 | 255.3 | 1:37:01.856 |
| 22 | 2 | 1:51.817 | 23.796 | 46.339 | 41.682 | 268.0 | 1:34:28.545 | | | | | | | | |
| 23 | 2 | 1:50.727 | 23.147 | 46.345 | 41.235 | 268.0 | 1:36:19.272 | | | | | | | | |
| 24 | 2 | 1:51.941 | 23.381 | 47.282 | 41.278 | 261.5 | 1:38:11.213 | | | | | | | | |
| 25 | 2 | 2:14.906B | 23.195 | 46.353 | 1:05.358 | 267.3 | 1:40:26.119 | | | | | | | | |
| 26 | 1 | 9:19.131 | 7:35.698 | 51.086 | 52.347 | 240.0 | 1:49:45.250 | | | | | | | | |
| 27 | 1 | 2:00.678 | 23.473 | 47.588 | 49.617 | 262.1 | 1:51:45.928 | | | | | | | | |
| 28 | 1 | 1:53.027 | 23.109 | 46.226 | 43.692 | 265.4 | 1:53:38.955 | | | | | | | | |
| 29 | 1 | 1:49.980 | 22.648 | 46.056 | 41.276 | 266.0 | 1:55:28.935 | | | | | | | | |
| 30 | 1 | 2:00.278 | 23.017 | 51.931 | 45.330 | 265.4 | 1:57:29.213 | | | | | | | | |
| 31 | 1 | 1:49.935 | 22.851 | 46.233 | 40.851 | 266.0 | 1:59:19.148 | | | | | | | | |
| 32 | 1 | 1:51.392 | 23.036 | 46.554 | 41.802 | 268.0 | 2:01:10.540 | | | | | | | | |
| 15 RLR MSport 1.Amir FEYZULIN 2.Bijoy GARG 3.Andres LATORRE LMP3 Ligier JS P320 - Nissan | | | | | | | | | | | | | | | |
| 1 | 2 | 2:37.357 | 59.202 | 52.280 | 45.875 | 226.9 | 2:37.357 | | | | | | | | |
| 2 | 2 | 1:54.291 | 23.907 | 47.927 | 42.457 | 233.3 | 4:31.648 | | | | | | | | |
| 3 | 2 | 1:53.400 | 23.439 | 46.841 | 43.120 | 263.4 | 6:25.048 | | | | | | | | |
| 4 | 2 | 1:53.721 | 24.318 | 47.464 | 41.939 | 262.1 | 8:18.769 | | | | | | | | |





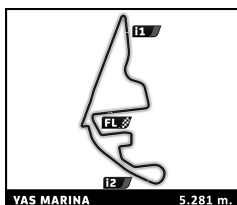
Asian Le Mans Series 4 Hours of Abu Dhabi Private Test Session

Sector Analysis

Lap under Red Flag Invalidated Lap Personal Best Session Best B Crossing the pit lane

| Lap | D | Time | Sector 1 | Sector 2 | Sector 3 | T. Spd | Elapsed | Lap | D | Time | Sector 1 | Sector 2 | Sector 3 | T. Spd | Elapsed | | | | | | | | |
|--|---|------------|----------|----------|----------|--------|-------------|--|---|------------|----------|----------|----------|--------|-------------|----|----------|----------|--------|--------|--------|-------------|-------------|
| 22 | 3 | 1:55.531 | 24.236 | 47.707 | 43.588 | 255.9 | 1:38:57.387 | 3 | 1 | 1:56.784 | 24.399 | 48.825 | 43.560 | 250.0 | 8:11.719 | | | | | | | | |
| 23 | 3 | 3:13.573 B | 24.367 | 1:32.621 | 1:16.585 | 80.3 | 1:42:10.960 | 4 | 1 | 1:55.239 | 24.161 | 47.884 | 43.194 | 254.7 | 10:06.958 | | | | | | | | |
| 24 | 3 | 6:13.799 | 4:39.820 | 49.139 | 44.840 | 225.9 | 1:48:24.759 | 5 | 1 | 1:55.330 | 23.790 | 48.009 | 43.531 | 261.5 | 12:02.288 | | | | | | | | |
| 25 | 3 | 1:55.509 | 24.511 | 47.934 | 43.064 | 257.1 | 1:50:20.268 | 6 | 1 | 1:56.407 | 23.960 | 48.518 | 43.929 | 260.2 | 13:58.695 | | | | | | | | |
| 26 | 3 | 1:55.080 | 24.191 | 47.920 | 42.969 | 257.8 | 1:52:15.348 | 7 | 1 | 2:07.476 B | 24.724 | 47.887 | 54.865 | 257.8 | 16:06.171 | | | | | | | | |
| 27 | 3 | 1:57.674 | 24.458 | 48.052 | 45.164 | 248.8 | 1:54:13.022 | 8 | 3 | 8:18.764 | 6:48.874 | 47.958 | 41.932 | 255.9 | 24:24.935 | | | | | | | | |
| 28 | 3 | 1:54.942 | 24.161 | 47.888 | 42.893 | 257.8 | 1:56:07.964 | 9 | 3 | 1:53.531 | 23.317 | 47.560 | 42.654 | 241.1 | 26:18.466 | | | | | | | | |
| 29 | 3 | 1:57.204 | 24.155 | 48.351 | 44.698 | 254.7 | 1:58:05.168 | 10 | 3 | 2:07.395 B | 23.113 | 46.729 | 57.553 | 254.7 | 28:25.861 | | | | | | | | |
| 30 | 3 | 1:55.167 | 24.425 | 47.776 | 42.966 | 257.1 | 2:00:00.335 | 11 | 3 | 45:27.685 | ... | 48.617 | 43.449 | 234.8 | 1:13:53.546 | | | | | | | | |
| 17 COOL Racing Ligier JS P320 - Nissan LMP3 1.Cedric OLTRAMARE 3.Marcos SIEBERT 2.Adrien CHILA | | | | | | | | 12 | | | | | | | | 3 | 1:50.930 | 23.275 | 46.662 | 40.993 | 260.9 | 1:15:44.476 | |
| 1 | 1 | 2:27.474 | 50.381 | 52.909 | 44.184 | 217.3 | 2:27.474 | 13 | 3 | 1:52.924 | 23.324 | 47.256 | 42.344 | 244.3 | 1:17:37.400 | | | | | | | | |
| 2 | 1 | 1:54.067 | 24.305 | 48.003 | 41.759 | 243.2 | 4:21.541 | 14 | 3 | 1:51.536 | 23.963 | 46.833 | 40.740 | 264.1 | 1:19:28.936 | | | | | | | | |
| 3 | 1 | 1:53.114 | 23.848 | 46.812 | 42.454 | 262.8 | 6:14.655 | 15 | 3 | 1:49.710 | 22.554 | 46.275 | 40.881 | 260.9 | 1:21:18.646 | | | | | | | | |
| 4 | 1 | 1:50.819 | 22.752 | 46.844 | 41.223 | 264.1 | 8:05.474 | 16 | 3 | 1:50.779 | 23.108 | 47.126 | 40.545 | 251.2 | 1:23:09.425 | | | | | | | | |
| 5 | 1 | 1:53.066 | 23.026 | 46.941 | 43.099 | 264.1 | 9:58.540 | 17 | 3 | 1:54.572 B | 23.436 | 46.952 | 44.184 | 262.1 | 1:25:03.997 | | | | | | | | |
| 6 | 1 | 1:50.380 | 23.088 | 46.288 | 41.004 | 265.4 | 11:48.920 | 18 | 2 | 4:39.749 | 3:09.943 | 47.084 | 42.722 | 260.2 | 1:29:43.746 | | | | | | | | |
| 7 | 1 | 1:50.802 | 23.168 | 46.306 | 41.328 | 264.7 | 13:39.722 | 19 | 2 | 1:51.460 | 23.556 | 46.560 | 41.344 | 262.8 | 1:31:35.206 | | | | | | | | |
| 8 | 1 | 1:51.608 | 23.979 | 46.658 | 40.971 | 264.1 | 15:31.330 | 20 | 2 | 1:50.848 | 22.910 | 46.282 | 41.656 | 262.8 | 1:33:26.054 | | | | | | | | |
| 9 | 1 | 3:37.382 B | 35.694 | 1:45.008 | 1:16.680 | 80.1 | 19:08.712 | 21 | 2 | 1:49.635 | 22.656 | 46.231 | 40.748 | 263.4 | 1:35:15.689 | | | | | | | | |
| 10 | 3 | 5:01.518 | 3:30.704 | 47.548 | 43.266 | 250.0 | 24:10.230 | 22 | 2 | 1:49.778 | 22.680 | 45.925 | 41.173 | 262.8 | 1:37:05.467 | | | | | | | | |
| 11 | 3 | 1:52.341 | 23.271 | 46.402 | 42.668 | 262.8 | 26:02.571 | 23 | 2 | 1:51.491 | 23.109 | 46.076 | 42.306 | 263.4 | 1:38:56.958 | | | | | | | | |
| 12 | 3 | 1:49.890 | 23.105 | 45.916 | 40.869 | 264.1 | 27:52.461 | 24 | 2 | 2:53.630 B | 22.855 | 1:14.799 | 1:15.976 | 122.9 | 1:41:50.588 | | | | | | | | |
| 13 | 3 | 3:52.097 B | 48.026 | 1:46.285 | 1:17.786 | 80.1 | 31:44.558 | 25 | 1 | 7:37.831 | 6:03.672 | 49.692 | 44.467 | 220.0 | 1:49:28.419 | | | | | | | | |
| 14 | 1 | 40:59.851 | ... | 50.670 | 43.778 | 213.9 | 1:12:44.409 | 26 | 1 | 1:57.825 | 24.518 | 47.882 | 45.425 | 257.8 | 1:51:26.244 | | | | | | | | |
| 15 | 1 | 1:54.470 | 23.881 | 46.623 | 43.966 | 262.8 | 1:14:38.879 | 27 | 1 | 1:56.265 | 24.505 | 48.042 | 43.718 | 259.0 | 1:53:22.509 | | | | | | | | |
| 16 | 1 | 1:49.980 | 23.229 | 46.330 | 40.421 | 264.1 | 1:16:28.859 | 28 | 1 | 1:57.306 | 24.618 | 47.870 | 44.818 | 259.6 | 1:55:19.815 | | | | | | | | |
| 17 | 1 | 1:49.840 | 22.811 | 46.214 | 40.815 | 265.4 | 1:18:18.699 | 29 | 1 | 2:01.485 | 26.055 | 49.369 | 46.061 | 231.8 | 1:57:21.300 | | | | | | | | |
| 18 | 1 | 1:54.441 | 22.443 | 47.058 | 44.940 | 265.4 | 1:20:13.140 | 30 | 1 | 1:56.613 | 24.160 | 48.390 | 44.063 | 248.3 | 1:59:17.913 | | | | | | | | |
| 19 | 1 | 1:50.116 | 23.053 | 46.386 | 40.677 | 265.4 | 1:22:03.256 | 31 | 1 | 1:57.766 | 24.167 | 48.583 | 45.016 | 261.5 | 2:01:15.679 | | | | | | | | |
| 20 | 1 | 1:50.430 | 22.960 | 46.964 | 40.506 | 265.4 | 1:23:53.686 | 19 Leipert Motorsport Lamborghini Huracan GT3 Evo GT 1.Gabriel RINDONE 3.Marco MAPELLI 2.Brendon LEITCH | | | | | | | | | | | | | | | |
| 21 | 1 | 1:54.183 B | 22.849 | 46.300 | 45.034 | 266.0 | 1:25:47.869 | 1 | 1 | 6:42.209 | 2:42.377 | 58.636 | 3:01.196 | 177.0 | 6:42.209 | | | | | | | | |
| 22 | 4 | 4:23.122 | 2:54.371 | 46.995 | 41.756 | 264.1 | 1:30:10.991 | 2 | 1 | 1:56.440 | 24.843 | 48.059 | 43.538 | 257.1 | 8:38.649 | | | | | | | | |
| 23 | 2 | 1:53.156 | 23.893 | 47.048 | 42.215 | 265.4 | 1:32:04.147 | 3 | 1 | 1:55.075 | 24.455 | 47.783 | 42.837 | 257.1 | 10:33.724 | | | | | | | | |
| 24 | 2 | 1:52.256 | 23.055 | 47.273 | 41.928 | 264.7 | 1:33:56.403 | 4 | 1 | 2:04.959 | 24.254 | 51.286 | 49.419 | 259.0 | 12:38.683 | | | | | | | | |
| 25 | 2 | 1:53.348 | 23.481 | 46.611 | 43.256 | 266.0 | 1:35:49.751 | 5 | 1 | 1:59.920 | 24.541 | 50.189 | 45.190 | 190.8 | 14:38.603 | | | | | | | | |
| 26 | 2 | 1:51.806 | 23.546 | 46.687 | 41.573 | 265.4 | 1:37:41.557 | 6 | 1 | 2:36.461 B | 24.234 | 50.932 | 1:21.295 | 258.4 | 17:15.064 | | | | | | | | |
| 27 | 2 | 1:53.328 | 23.382 | 47.254 | 42.692 | 266.0 | 1:39:34.885 | 7 | 1 | 8:15.923 | 6:24.889 | 59.364 | 51.670 | 183.1 | 25:30.987 | | | | | | | | |
| 28 | 2 | 3:55.799 B | 52.061 | 1:46.793 | 1:16.945 | 80.1 | 1:43:30.684 | 8 | 1 | 2:03.470 | 26.392 | 52.388 | 44.690 | 193.9 | 27:34.457 | | | | | | | | |
| 29 | 2 | 5:03.202 | 3:32.105 | 48.028 | 43.069 | 246.0 | 1:48:33.886 | 9 | 1 | 3:27.256 B | 26.189 | 1:38.237 | 1:22.830 | 80.1 | 31:01.713 | | | | | | | | |
| 30 | 2 | 1:52.681 | 23.806 | 46.895 | 41.980 | 262.1 | 1:50:26.567 | 10 | 1 | 43:21.748 | ... | 56.989 | 53.611 | 198.9 | 1:14:23.461 | | | | | | | | |
| 31 | 2 | 1:51.898 | 23.661 | 46.749 | 41.488 | 266.7 | 1:52:18.465 | 11 | 1 | 2:07.790 | 26.218 | 52.902 | 48.670 | 217.3 | 1:16:31.251 | | | | | | | | |
| 32 | 2 | 1:52.778 | 23.725 | 46.400 | 42.653 | 266.7 | 1:54:11.243 | 12 | 1 | 1:57.971 | 24.807 | 47.920 | 45.244 | 257.1 | 1:18:29.222 | | | | | | | | |
| 33 | 2 | 1:53.079 | 23.642 | 47.480 | 41.957 | 265.4 | 1:56:04.322 | 13 | 1 | 1:54.851 | 24.455 | 47.567 | 42.829 | 258.4 | 1:20:24.073 | | | | | | | | |
| 34 | 2 | 1:51.899 | 23.577 | 46.673 | 41.649 | 220.4 | 1:57:56.221 | 14 | 1 | 1:55.953 | 24.248 | 47.755 | 43.950 | 257.8 | 1:22:20.026 | | | | | | | | |
| 35 | 2 | 1:50.755 | 23.285 | 46.322 | 41.148 | 266.0 | 1:59:46.976 | 15 | 1 | 1:54.745 | 24.213 | 47.545 | 42.987 | 258.4 | 1:24:14.771 | | | | | | | | |
| 36 | 2 | 1:56.046 B | 23.092 | 47.007 | 45.947 | 265.4 | 2:01:43.022 | 16 | 1 | 2:03.123 B | 24.505 | 47.861 | 50.757 | 257.1 | 1:26:17.894 | | | | | | | | |
| 18 360 Racing Ligier JS P320 - Nissan LMP3 1.Frederic JOUSSET 3.Ross KAISER 2.Sebastian ALVAREZ | | | | | | | | 17 | | | | | | | | 2 | 3:58.066 | 2:27.019 | 48.268 | 42.779 | 256.5 | 1:30:15.960 | |
| 1 | 1 | 4:10.417 | 2:09.783 | 1:06.066 | 54.568 | 129.3 | 4:10.417 | 18 | 2 | 1:54.044 | 24.177 | 47.402 | 42.465 | 258.4 | 1:32:10.004 | | | | | | | | |
| 2 | 1 | 2:04.518 | 27.804 | 50.853 | 45.861 | 225.5 | 6:14.935 | 19 | 2 | 1:53.635 | 24.071 | 47.143 | 42.421 | 259.0 | 1:34:03.639 | | | | | | | | |
| | | | | | | | | | | | | | | | | 20 | 2 | 1:54.959 | 24.176 | 47.417 | 43.366 | 259.6 | 1:35:58.598 |
| | | | | | | | | | | | | | | | | 21 | 2 | 1:53.597 | 23.981 | 47.300 | 42.316 | 258.4 | 1:37:52.195 |





Asian Le Mans Series 4 Hours of Abu Dhabi Private Test Session

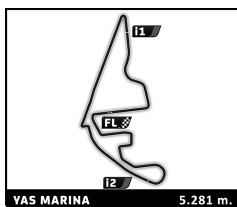
Sector Analysis

VAS MARINA 5.281 m.

Lap under Red Flag Invalidated Lap Personal Best Session Best B Crossing the pit lane

| Lap | D | Time | Sector 1 | Sector 2 | Sector 3 | T. Spd | Elapsed | Lap | D | Time | Sector 1 | Sector 2 | Sector 3 | T. Spd | Elapsed | | | | | | | |
|---|---|-------------------|---------------|---------------|---------------|--------|-------------|--|---|-------------------|---------------|---------------|---------------|--------|-------------|---|----------|--------|--------|--------|-------|-------------|
| 22 | 2 | 2:07.078 B | 24.005 | 47.341 | 55.732 | 260.9 | 1:39:59.273 | 9 | 2 | 5:08.683 | 3:34.126 | 49.085 | 45.472 | 234.8 | 23:30.707 | | | | | | | |
| 23 | 3 | 8:41.320 | 7:03.416 | 51.396 | 46.508 | 198.5 | 1:48:40.593 | 10 | 2 | 1:57.121 | 24.786 | 48.581 | 43.754 | 255.9 | 25:27.828 | | | | | | | |
| 24 | 3 | 2:00.806 | 25.049 | 49.161 | 46.596 | 212.6 | 1:50:41.399 | 11 | 2 | 1:55.358 | 24.451 | 48.022 | 42.885 | 255.9 | 27:23.186 | | | | | | | |
| 25 | 3 | 1:55.134 | 24.244 | 47.193 | 43.697 | 259.0 | 1:52:36.533 | 12 | 2 | 3:22.569 B | 24.346 | 1:39.926 | 1:18.297 | 80.1 | 30:45.755 | | | | | | | |
| 26 | 3 | 1:53.305 | 23.911 | 47.086 | 42.308 | 257.8 | 1:54:29.838 | 13 | 2 | 42:28.517 | ... | 59.393 | 52.508 | 162.4 | 1:13:14.272 | | | | | | | |
| 27 | 3 | 1:53.395 | 23.798 | 47.164 | 42.433 | 259.0 | 1:56:23.233 | 14 | 2 | 2:00.832 | 25.642 | 48.579 | 46.611 | 253.5 | 1:15:15.104 | | | | | | | |
| 28 | 3 | 1:53.624 | 23.745 | 47.328 | 42.551 | 255.3 | 1:58:16.857 | 15 | 2 | 1:54.994 | 24.551 | 47.778 | 42.665 | 254.1 | 1:17:10.098 | | | | | | | |
| 29 | 3 | 1:53.312 | 23.879 | 47.216 | 42.217 | 257.8 | 2:00:10.169 | 16 | 2 | 1:54.349 | 24.088 | 47.642 | 42.619 | 255.3 | 1:19:04.447 | | | | | | | |
| 20 Herberth Motorsport Porsche 911 GT3 R 1.Nicolas LEUTWILER 3.Matteo CAIROLI GT 2.Mikkel PEDERSEN | | | | | | | | 17 | | | | | | | | 2 | 1:56.076 | 24.072 | 47.621 | 44.383 | 255.9 | 1:21:00.523 |
| 1 | 1 | 4:05.457 | 2:17.116 | 1:01.088 | 47.253 | 192.5 | 4:05.457 | 18 | 2 | 2:02.472 | 26.028 | 51.682 | 44.762 | 230.8 | 1:23:02.995 | | | | | | | |
| 2 | 1 | 1:59.087 | 25.287 | 48.814 | 44.986 | 243.8 | 6:04.544 | 19 | 2 | 1:55.557 | 24.179 | 47.812 | 43.566 | 256.5 | 1:24:58.552 | | | | | | | |
| 3 | 1 | 2:00.723 | 26.091 | 49.028 | 45.604 | 247.1 | 8:05.267 | 20 | 2 | 1:59.444 B | 24.508 | 48.401 | 46.535 | 250.0 | 1:26:57.996 | | | | | | | |
| 4 | 1 | 1:57.243 | 25.051 | 48.342 | 43.850 | 258.4 | 10:02.510 | 21 | 1 | 7:16.497 | 5:42.956 | 48.540 | 45.001 | 254.1 | 1:34:14.493 | | | | | | | |
| 5 | 1 | 1:57.431 | 24.809 | 48.283 | 44.339 | 256.5 | 11:59.941 | 22 | 1 | 1:55.197 | 24.479 | 47.780 | 42.938 | 255.3 | 1:36:09.690 | | | | | | | |
| 6 | 1 | 1:57.446 | 24.887 | 48.308 | 44.251 | 255.9 | 13:57.387 | 23 | 1 | 1:55.800 | 24.986 | 47.746 | 43.068 | 255.3 | 1:38:05.490 | | | | | | | |
| 7 | 1 | 1:09.668 B | 25.095 | 48.771 | 55.802 | 258.4 | 16:07.055 | 24 | 1 | 2:13.924 B | 24.101 | 47.683 | 1:02.140 | 256.5 | 1:40:19.414 | | | | | | | |
| 8 | 1 | 8:38.571 | 6:55.463 | 58.241 | 44.867 | 161.9 | 24:45.626 | 25 | 1 | 8:34.730 | 6:49.963 | 58.356 | 46.411 | 224.1 | 1:48:54.144 | | | | | | | |
| 9 | 1 | 1:55.898 | 24.824 | 48.071 | 43.003 | 254.7 | 26:41.524 | 26 | 1 | 1:58.343 | 25.895 | 48.800 | 43.648 | 250.6 | 1:50:52.487 | | | | | | | |
| 10 | 1 | 2:21.620 B | 24.253 | 47.634 | 1:09.733 | 257.8 | 29:03.144 | 27 | 1 | 1:54.437 | 24.232 | 47.647 | 42.558 | 255.3 | 1:52:46.924 | | | | | | | |
| 11 | 1 | 44:42.683 | ... | 51.246 | 48.651 | 222.7 | 1:13:45.827 | 28 | 1 | 1:54.022 | 24.019 | 47.529 | 42.474 | 255.3 | 1:54:40.946 | | | | | | | |
| 12 | 1 | 1:56.525 | 24.895 | 47.833 | 43.797 | 255.9 | 1:15:42.352 | 29 | 1 | 1:53.972 | 24.086 | 47.451 | 42.435 | 255.3 | 1:56:34.918 | | | | | | | |
| 13 | 1 | 1:56.593 | 24.657 | 47.559 | 44.377 | 258.4 | 1:17:38.945 | 30 | 1 | 1:54.076 | 23.954 | 47.527 | 42.595 | 255.3 | 1:58:28.994 | | | | | | | |
| 14 | 1 | 2:02.455 | 26.398 | 51.199 | 44.858 | 244.3 | 1:19:41.400 | 31 | 1 | 1:55.123 | 24.171 | 47.706 | 43.246 | 255.9 | 2:00:24.117 | | | | | | | |
| 15 | 1 | 1:55.723 | 24.612 | 47.670 | 43.441 | 257.8 | 1:21:37.123 | 22 United Autosports Oreca 07 - Gibson 1.Philip HANSON 3.James MCGUIRE LMP2 2.Paul DI RESTA | | | | | | | | | | | | | | |
| 16 | 1 | 1:57.439 | 24.617 | 48.578 | 44.244 | 258.4 | 1:23:34.562 | 1 | 1 | 2:15.168 | 46.680 | 48.145 | 40.343 | 224.5 | 2:15.168 | | | | | | | |
| 17 | 1 | 2:17.217 | 24.691 | 1:08.396 | 44.130 | 230.3 | 1:25:51.779 | 2 | 1 | 1:48.043 | 21.275 | 46.481 | 40.287 | 265.4 | 4:03.211 | | | | | | | |
| 18 | 1 | 1:56.810 | 24.715 | 48.014 | 44.081 | 257.8 | 1:27:48.589 | 3 | 1 | 1:44.669 | 21.344 | 44.332 | 38.993 | 274.1 | 5:47.880 | | | | | | | |
| 19 | 1 | 1:57.384 | 24.778 | 48.874 | 43.732 | 238.9 | 1:29:45.973 | 4 | 1 | 1:48.272 | 21.277 | 44.395 | 42.600 | 280.5 | 7:36.152 | | | | | | | |
| 20 | 1 | 1:55.899 | 24.499 | 47.717 | 43.683 | 259.6 | 1:31:41.872 | 5 | 1 | 2:10.769 | 20.822 | 58.751 | 51.196 | 160.0 | 9:46.921 | | | | | | | |
| 21 | 1 | 1:57.875 | 24.439 | 49.329 | 44.107 | 256.5 | 1:33:39.747 | 6 | 1 | 1:42.867 | 21.172 | 43.787 | 37.908 | 279.1 | 11:29.788 | | | | | | | |
| 22 | 1 | 1:55.778 | 24.793 | 47.782 | 43.203 | 256.5 | 1:35:35.525 | 7 | 1 | 1:51.761 B | 22.579 | 45.743 | 43.439 | 255.9 | 13:21.549 | | | | | | | |
| 23 | 1 | 2:00.900 B | 24.674 | 47.681 | 48.545 | 257.1 | 1:37:36.425 | 8 | 3 | 9:58.920 | 8:23.148 | 50.633 | 45.139 | 209.3 | 23:20.469 | | | | | | | |
| 24 | 2 | 5:44.711 B | 2:39.890 | 1:46.499 | 1:18.322 | 79.5 | 1:43:21.136 | 9 | 3 | 1:54.255 | 24.341 | 47.212 | 42.702 | 250.6 | 25:14.724 | | | | | | | |
| 25 | 2 | 5:52.186 | 4:17.374 | 49.088 | 45.724 | 232.8 | 1:49:13.322 | 10 | 3 | 1:52.159 | 23.260 | 46.449 | 42.450 | 263.4 | 27:06.883 | | | | | | | |
| 26 | 2 | 1:54.810 | 24.308 | 47.558 | 42.944 | 257.1 | 1:51:08.132 | 11 | 3 | 2:56.290 B | 23.072 | 1:08.261 | 1:24.957 | 192.9 | 30:03.173 | | | | | | | |
| 27 | 2 | 1:54.682 | 24.313 | 47.406 | 42.963 | 257.8 | 1:53:02.814 | 12 | 3 | 42:20.146 | ... | 49.594 | 44.679 | 234.3 | 1:12:23.319 | | | | | | | |
| 28 | 2 | 1:56.410 | 24.117 | 47.657 | 44.636 | 257.8 | 1:54:59.224 | 13 | 3 | 1:54.714 | 24.953 | 46.957 | 42.804 | 259.6 | 1:14:18.033 | | | | | | | |
| 29 | 2 | 1:55.095 | 24.305 | 47.577 | 43.213 | 256.5 | 1:56:54.319 | 14 | 3 | 1:53.698 | 23.835 | 47.422 | 42.441 | 247.1 | 1:16:11.731 | | | | | | | |
| 30 | 2 | 1:55.114 | 24.228 | 47.567 | 43.319 | 257.1 | 1:58:49.433 | 15 | 3 | 1:54.390 | 24.242 | 46.483 | 43.665 | 274.8 | 1:18:06.121 | | | | | | | |
| 31 | 2 | 1:54.649 | 24.122 | 47.449 | 43.078 | 257.8 | 2:00:44.082 | 16 | 3 | 1:52.226 | 23.880 | 46.189 | 42.157 | 274.1 | 1:19:58.347 | | | | | | | |
| 21 AF Corse Ferrari 488 GT3 1.Stefano CONSTANTINI 3.Miguel MOLINA GT 2.Simon MANN | | | | | | | | 17 | 3 | 1:52.924 | 23.376 | 47.311 | 42.237 | 238.9 | 1:21:51.271 | | | | | | | |
| 1 | 2 | 3:19.178 | 1:24.238 | 1:00.972 | 53.968 | 171.7 | 3:19.178 | 18 | 3 | 1:51.171 | 23.055 | 46.089 | 42.027 | 272.0 | 1:23:42.442 | | | | | | | |
| 2 | 2 | 1:59.246 | 25.954 | 49.328 | 43.964 | 253.5 | 5:18.424 | 19 | 3 | 1:53.270 | 23.265 | 47.807 | 42.198 | 272.0 | 1:25:35.712 | | | | | | | |
| 3 | 2 | 1:56.805 | 24.797 | 48.585 | 43.423 | 256.5 | 7:15.229 | 20 | 3 | 1:50.913 | 23.055 | 46.031 | 41.827 | 275.5 | 1:27:26.625 | | | | | | | |
| 4 | 2 | 1:55.443 | 24.479 | 47.952 | 43.012 | 255.3 | 9:10.672 | 21 | 3 | 1:49.846 | 22.721 | 46.149 | 40.976 | 276.2 | 1:29:16.471 | | | | | | | |
| 5 | 2 | 1:59.058 | 25.072 | 48.148 | 45.838 | 255.9 | 11:09.730 | 22 | 3 | 1:57.283 B | 22.543 | 45.673 | 49.067 | 276.9 | 1:31:13.754 | | | | | | | |
| 6 | 2 | 1:56.684 | 24.543 | 48.274 | 43.867 | 255.9 | 13:06.414 | 23 | 2 | 3:33.799 | 2:03.783 | 47.567 | 42.449 | 274.8 | 1:34:47.553 | | | | | | | |
| 7 | 2 | 1:59.009 | 24.507 | 48.071 | 46.431 | 255.9 | 15:05.423 | 24 | 2 | 1:44.947 | 21.891 | 44.551 | 38.505 | 279.1 | 1:36:32.500 | | | | | | | |
| 8 | 2 | 3:16.601 B | 24.687 | 1:33.203 | 1:18.711 | 80.0 | 18:22.024 | 25 | 2 | 1:44.781 | 21.449 | 44.285 | 39.047 | 279.1 | 1:38:17.281 | | | | | | | |
| | | | | | | | | 26 | 2 | 2:10.143 B | 20.945 | 44.584 | 1:04.614 | 279.1 | 1:40:27.424 | | | | | | | |
| | | | | | | | | 27 | 2 | 7:41.318 | 6:16.263 | 46.106 | 38.949 | 260.2 | 1:48:08.742 | | | | | | | |

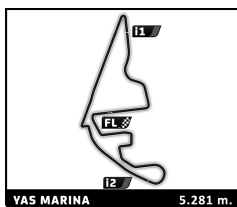




Asian Le Mans Series 4 Hours of Abu Dhabi Private Test Session

Sector Analysis

| Lap under Red Flag | | | | | | | | | | | | Invalidated Lap | Personal Best | Session Best | B Crossing the pit lane |
|--------------------|---|-------------------------------|----------|-------------------|---------------|---------------|-------------------------|-------------|---|------|----------|-----------------|---------------|--------------|-------------------------|
| Lap | D | Time | Sector 1 | Sector 2 | Sector 3 | T. Spd | Elapsed | Lap | D | Time | Sector 1 | Sector 2 | Sector 3 | T. Spd | Elapsed |
| 28 | 2 | 14:56.003 | B | 9:41.888 | 3:03.496 | 2:10.619 | 47.3 | 1:59:36.863 | | | | | | | |
| 29 | | MV2S Racing | | | | | Ligier JS P320 - Nissan | | | | | | | | |
| | | 1.Jerome DE SADELEER | | 3.Fabien LAVERGNE | | LMP3 | | | | | | | | | |
| | | 2.Viacheslav GUTAK | | | | | | | | | | | | | |
| 1 | 1 | 2:42.374 | | 1:04.440 | 52.216 | 45.718 | 197.1 | 2:42.374 | | | | | | | |
| 2 | 1 | 1:56.368 | | 25.123 | 48.061 | 43.184 | 243.8 | 4:38.742 | | | | | | | |
| 3 | 1 | 1:54.790 | | 23.633 | 48.243 | 42.914 | 252.9 | 6:33.532 | | | | | | | |
| 4 | 1 | 1:52.664 | | 23.118 | 46.865 | 42.681 | 264.1 | 8:26.196 | | | | | | | |
| 5 | 1 | 1:51.636 | | 23.186 | 46.778 | 41.672 | 262.1 | 10:17.832 | | | | | | | |
| 6 | 1 | 1:53.559 | | 23.607 | 46.630 | 43.322 | 262.8 | 12:11.391 | | | | | | | |
| 7 | 1 | 1:51.518 | | 23.236 | 46.710 | 41.572 | 263.4 | 14:02.909 | | | | | | | |
| 8 | 1 | 2:05.528 | B | 23.158 | 46.701 | 55.669 | 263.4 | 16:08.437 | | | | | | | |
| 9 | 1 | 7:33.088 | | 5:55.779 | 50.836 | 46.473 | 197.8 | 23:41.525 | | | | | | | |
| 10 | 1 | 1:55.198 | | 24.680 | 47.684 | 42.834 | 254.7 | 25:36.723 | | | | | | | |
| 11 | 1 | 1:54.331 | | 23.860 | 47.176 | 43.295 | 262.8 | 27:31.054 | | | | | | | |
| 12 | 1 | 3:24.757 | B | 23.482 | 1:40.871 | 1:20.404 | 79.5 | 30:55.811 | | | | | | | |
| 13 | 1 | 41:42.596 | | ... | 50.364 | 44.843 | 219.1 | 1:12:38.407 | | | | | | | |
| 14 | 1 | 1:55.801 | | 23.947 | 48.345 | 43.509 | 226.9 | 1:14:34.208 | | | | | | | |
| 15 | 1 | 1:52.626 | | 23.854 | 47.062 | 41.710 | 262.1 | 1:16:26.834 | | | | | | | |
| 16 | 1 | 1:53.429 | | 23.737 | 47.232 | 42.460 | 262.8 | 1:18:20.263 | | | | | | | |
| 17 | 1 | 1:56.304 | | 23.855 | 47.058 | 45.391 | 262.1 | 1:20:16.567 | | | | | | | |
| 18 | 1 | 1:53.097 | | 23.444 | 47.679 | 41.974 | 260.9 | 1:22:09.664 | | | | | | | |
| 19 | 1 | 2:02.343 | B | 23.416 | 46.951 | 51.976 | 262.1 | 1:24:12.007 | | | | | | | |
| 20 | 2 | 4:33.708 | | 3:03.186 | 47.862 | 42.660 | 260.2 | 1:28:45.715 | | | | | | | |
| 21 | 2 | 1:53.327 | | 23.678 | 47.630 | 42.019 | 260.9 | 1:30:39.042 | | | | | | | |
| 22 | 2 | 1:53.656 | | 23.474 | 47.187 | 42.995 | 264.1 | 1:32:32.698 | | | | | | | |
| 23 | 2 | 1:53.793 | | 23.622 | 47.168 | 43.003 | 264.1 | 1:34:26.491 | | | | | | | |
| 24 | 2 | 1:52.008 | | 23.426 | 46.971 | 41.611 | 262.8 | 1:36:18.499 | | | | | | | |
| 25 | 2 | 2:03.186 | B | 23.587 | 49.049 | 50.550 | 234.8 | 1:38:21.685 | | | | | | | |
| 33 | | Herberth Motorsport | | | | | Porsche 911 GT3 R | | | | | | | | |
| | | 1.Antares AU | | 3.Klaus BACHLER | | GT | | | | | | | | | |
| | | 2.Alfred RENAUER | | | | | | | | | | | | | |
| 1 | 3 | 3:30.027 | | 1:13.012 | 1:20.240 | 56.775 | 103.4 | 3:30.027 | | | | | | | |
| 2 | 3 | 2:29.711 | | 31.368 | 1:01.903 | 56.440 | 146.5 | 5:59.738 | | | | | | | |
| 3 | 3 | 2:11.269 | | 26.358 | 57.161 | 47.750 | 188.2 | 8:11.007 | | | | | | | |
| 4 | 3 | 2:02.918 | | 26.410 | 51.105 | 45.403 | 201.5 | 10:13.925 | | | | | | | |
| 5 | 3 | 2:19.832 | | 27.492 | 1:05.902 | 46.438 | 132.2 | 12:33.757 | | | | | | | |
| 6 | 3 | 1:57.366 | | 24.125 | 49.441 | 43.800 | 229.3 | 14:31.123 | | | | | | | |
| 7 | 3 | 2:24.879 | B | 23.849 | 47.521 | 1:13.509 | 259.6 | 16:56.002 | | | | | | | |
| 8 | 1 | 7:16.781 | | 5:41.842 | 48.676 | 46.263 | 256.5 | 24:12.783 | | | | | | | |
| 9 | 1 | 1:56.064 | | 24.782 | 47.857 | 43.425 | 261.5 | 26:08.847 | | | | | | | |
| 10 | 1 | 2:02.753 | B | 24.644 | 47.591 | 50.518 | 261.5 | 28:11.600 | | | | | | | |
| 11 | 1 | 45:19.996 | | ... | 57.397 | 51.913 | 185.2 | 1:13:31.596 | | | | | | | |
| 12 | 1 | 2:08.472 | | 26.863 | 50.742 | 50.867 | 208.1 | 1:15:40.068 | | | | | | | |
| 13 | 1 | 1:56.609 | | 25.024 | 47.731 | 43.854 | 260.9 | 1:17:36.677 | | | | | | | |
| 14 | 1 | 1:59.506 | | 25.051 | 48.162 | 46.293 | 260.9 | 1:19:36.183 | | | | | | | |
| 15 | 1 | 1:57.624 | | 24.507 | 47.591 | 45.526 | 260.2 | 1:21:33.807 | | | | | | | |
| 16 | 1 | 2:03.016 | B | 24.828 | 47.598 | 50.590 | 260.2 | 1:23:36.823 | | | | | | | |
| 17 | 1 | 3:41.210 | | 1:46.021 | 1:01.197 | 53.992 | 221.3 | 1:27:18.033 | | | | | | | |
| 18 | 1 | 2:12.291 | | 27.911 | 58.184 | 46.196 | 243.8 | 1:29:30.324 | | | | | | | |
| 19 | 1 | 2:16.281 | | 25.814 | 49.704 | 1:00.763 | 251.7 | 1:31:46.605 | | | | | | | |
| 20 | 1 | 2:06.639 | | 25.646 | 48.148 | 52.845 | 261.5 | 1:33:53.244 | | | | | | | |
| 21 | 1 | 1:58.812 | | 24.903 | 47.421 | 46.488 | 260.9 | 1:35:52.056 | | | | | | | |
| 34 | | Walkenhorst Motorsport | | | | | BMW M4 GT3 | | | | | | | | |
| | | 1.Chandler HULL | | 3.Thomas MERRILL | | GT | | | | | | | | | |
| | | 2.Nicky CATSBURG | | | | | | | | | | | | | |
| 1 | 3 | 3:17.348 | B | 1:10.826 | 1:08.133 | 58.389 | 163.1 | 3:17.348 | | | | | | | |
| 2 | 3 | 5:31.591 | | 3:58.358 | 49.295 | 43.938 | 238.4 | 8:48.939 | | | | | | | |
| 3 | 3 | 1:55.317 | | 24.616 | 47.772 | 42.929 | 256.5 | 10:44.256 | | | | | | | |
| 4 | 3 | 1:54.785 | | 24.295 | 47.365 | 43.125 | 259.6 | 12:39.041 | | | | | | | |
| 5 | 3 | 7:31.891 | B | 24.391 | 49.238 | 6:18.262 | 191.2 | 20:10.932 | | | | | | | |
| 6 | 2 | 54:04.525 | | ... | 50.801 | 47.648 | 207.3 | 1:14:15.457 | | | | | | | |
| 7 | 2 | 1:55.211 | | 24.708 | 47.705 | 42.798 | 248.8 | 1:16:10.668 | | | | | | | |
| 8 | 2 | 1:54.967 | | 24.057 | 47.444 | 43.466 | 260.9 | 1:18:05.635 | | | | | | | |
| 9 | 2 | 1:54.702 | | 24.140 | 47.515 | 43.047 | 259.6 | 1:20:00.337 | | | | | | | |
| 10 | 2 | 1:54.991 | | 24.276 | 47.292 | 43.423 | 261.5 | 1:21:55.328 | | | | | | | |
| 11 | 2 | 1:54.668 | | 24.043 | 47.307 | 43.318 | 261.5 | 1:23:49.996 | | | | | | | |
| 12 | 2 | 1:56.053 | | 24.207 | 48.040 | 43.806 | 258.4 | 1:25:46.049 | | | | | | | |
| 13 | 2 | 1:54.343 | | 24.019 | 47.369 | 42.955 | 260.9 | 1:27:40.392 | | | | | | | |
| 14 | 2 | 1:54.116 | | 24.087 | 47.222 | 42.807 | 263.4 | 1:29:34.508 | | | | | | | |
| 15 | 2 | 1:57.423 | B | 24.221 | 47.525 | 45.677 | 263.4 | 1:31:31.931 | | | | | | | |
| 16 | 2 | 4:33.680 | | 3:03.054 | 47.520 | 43.106 | 259.6 | 1:36:05.611 | | | | | | | |
| 17 | 2 | 1:55.675 | | 24.308 | 47.090 | 44.277 | 263.4 | 1:38:01.286 | | | | | | | |
| 18 | 2 | 2:12.556 | B | 24.133 | 47.332 | 1:01.091 | 262.8 | 1:40:13.842 | | | | | | | |
| 19 | 2 | 8:22.687 | | 6:49.119 | 48.669 | 44.899 | 249.4 | 1:48:36.529 | | | | | | | |
| 20 | 2 | 1:54.695 | | 24.531 | 47.179 | 42.985 | 264.1 | 1:50:31.224 | | | | | | | |
| 21 | 2 | 1:57.607 | B | 24.175 | 47.188 | 46.244 | 264.7 | 1:52:28.831 | | | | | | | |
| 22 | 2 | 3:53.243 | B | 2:12.329 | 51.937 | 48.977 | 218.6 | 1:56:22.074 | | | | | | | |
| 23 | 2 | 2:35.004 | B | 50.866 | 52.611 | 51.527 | 203.4 | 1:58:57.078 | | | | | | | |
| 37 | | COOL Racing | | | | | Oreca 07 - Gibson | | | | | | | | |
| | | 1.Alexandre COIGNY | | | | LMP2 | | | | | | | | | |
| | | 2.Malthe JAKOBSEN | | | | | | | | | | | | | |
| 1 | 1 | 2:35.212 | | 1:00.938 | 50.217 | 44.057 | 204.2 | 2:35.212 | | | | | | | |
| 2 | 1 | 1:52.788 | | 23.722 | 46.289 | 42.777 | 257.8 | 4:28.000 | | | | | | | |
| 3 | 1 | 1:48.630 | | 22.432 | 45.483 | 40.715 | 276.9 | 6:16.630 | | | | | | | |
| 4 | 1 | 1:49.705 | | 22.683 | 45.435 | 41.587 | 274.8 | 8:06.335 | | | | | | | |
| 5 | 1 | 1:50.176 | | 23.793 | 45.463 | 40.920 | 272.7 | 9:56.511 | | | | | | | |
| 6 | 1 | 1:48.102 | | 21.859 | 46.020 | 40.223 | 276.2 | 11:44.613 | | | | | | | |
| 7 | 1 | 1:47.901 | | 22.042 | 45.320 | 40.539 | 272.7 | 13:32.514 | | | | | | | |
| 8 | 1 | 1:49.469 | | 21.937 | 45.039 | 42.493 | 272.0 | 15:21.983 | | | | | | | |
| 9 | 1 | 3:26.621 | B | 25.137 | 1:43.829 | 1:17.655 | | | | | | | | | |



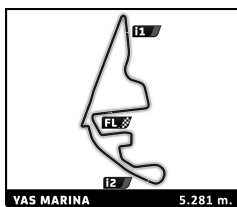
Asian Le Mans Series 4 Hours of Abu Dhabi Private Test Session

Sector Analysis

Lap under Red Flag Invalidated Lap Personal Best Session Best Crossing the pit lane

| Lap | D | Time | Sector 1 | Sector 2 | Sector 3 | T. Spd | Elapsed | Lap | D | Time | Sector 1 | Sector 2 | Sector 3 | T. Spd | Elapsed |
|-----------|---|-----------------|---------------|---------------|---------------|--------|-------------|---|---------------------------------|------|----------|----------|----------|--------|---------|
| 16 | 1 | 1:47.730 | 22.569 | 44.989 | 40.172 | 277.6 | 1:18:10.785 | 44 ARC Bratislava 1.Miro KONOPKA 2.Nicolas PINO | | | | | | | |
| 17 | 1 | 1:49.685 | 23.103 | 44.889 | 41.693 | 279.1 | 1:20:00.470 | | Oreca 07 - Gibson LMP2 | | | | | | |
| 18 | 1 | 1:47.200 | 22.113 | 45.146 | 39.941 | 256.5 | 1:21:47.670 | | | | | | | | |
| 19 | 1 | 1:47.537 | 22.071 | 44.758 | 40.708 | 278.4 | 1:23:35.207 | | | | | | | | |
| 20 | 1 | 1:55.581 | 23.965 | 46.240 | 45.376 | 264.7 | 1:25:30.788 | | | | | | | | |
| 21 | 1 | 3:42.041 | 2:11.138 | 45.753 | 45.150 | 268.7 | 1:29:12.829 | | | | | | | | |
| 22 | 1 | 8:14.909 | 6:44.198 | 47.868 | 42.843 | 260.2 | 1:37:27.738 | | | | | | | | |
| 23 | 1 | 1:47.586 | 22.771 | 45.071 | 39.744 | 276.2 | 1:39:15.324 | | | | | | | | |
| 24 | 1 | 3:40.632 | 35.538 | 1:46.074 | 1:19.020 | 81.4 | 1:42:55.956 | | | | | | | | |
| 25 | 1 | 5:42.332 | 4:13.211 | 47.370 | 41.751 | 222.7 | 1:48:38.288 | | | | | | | | |
| 26 | 1 | 1:49.070 | 23.278 | 45.528 | 40.264 | 278.4 | 1:50:27.358 | | | | | | | | |
| 27 | 1 | 1:48.174 | 22.918 | 44.683 | 40.573 | 280.5 | 1:52:15.532 | | | | | | | | |
| 28 | 1 | 1:51.163 | 23.186 | 45.176 | 42.801 | 272.7 | 1:54:06.695 | | | | | | | | |
| 29 | 1 | 1:46.661 | 21.893 | 44.784 | 39.984 | 278.4 | 1:55:53.356 | | | | | | | | |
| 30 | 1 | 1:52.425 | 22.783 | 45.356 | 44.286 | 273.4 | 1:57:45.781 | | | | | | | | |
| 43 | | | | | | | | Inter Europol Competition 1.Nolan SIEGEL 2.Christian BOGLE 3.Charles CREWS | Oreca 07 - Gibson LMP2 | | | | | | |
| 1 | 3 | 2:21.920 | 50.554 | 49.244 | 42.122 | 225.9 | 2:21.920 | | | | | | | | |
| 2 | 3 | 1:50.733 | 23.256 | 46.031 | 41.446 | 269.3 | 4:12.653 | | | | | | | | |
| 3 | 3 | 1:47.827 | 22.738 | 45.087 | 40.002 | 262.8 | 6:00.480 | | | | | | | | |
| 4 | 3 | 1:46.181 | 21.734 | 44.865 | 39.582 | 276.9 | 7:46.661 | | | | | | | | |
| 5 | 3 | 1:47.155 | 22.131 | 44.710 | 40.314 | 276.2 | 9:33.816 | | | | | | | | |
| 6 | 3 | 1:49.564 | 23.693 | 44.842 | 41.029 | 259.6 | 11:23.380 | | | | | | | | |
| 7 | 3 | 1:50.251 | 21.748 | 44.946 | 43.557 | 268.7 | 13:13.631 | | | | | | | | |
| 8 | 1 | 4:38.993 | 2:11.782 | 1:09.441 | 1:17.770 | 206.1 | 17:52.624 | | | | | | | | |
| 9 | 1 | 5:28.289 | 3:59.388 | 45.905 | 42.996 | 230.3 | 23:20.913 | | | | | | | | |
| 10 | 1 | 1:47.325 | 22.516 | 44.322 | 40.487 | 272.0 | 25:08.238 | | | | | | | | |
| 11 | 1 | 1:44.508 | 21.616 | 44.103 | 38.789 | 277.6 | 26:52.746 | | | | | | | | |
| 12 | 1 | 2:30.582 | 21.602 | 51.914 | 1:17.066 | 279.1 | 29:23.328 | | | | | | | | |
| 13 | 3 | 43:00.300 | ... | 49.476 | 43.176 | 226.9 | 1:12:23.628 | | | | | | | | |
| 14 | 3 | 1:50.878 | 24.218 | 45.658 | 41.002 | 272.7 | 1:14:14.506 | | | | | | | | |
| 15 | 3 | 1:52.443 | 22.291 | 45.518 | 44.634 | 268.7 | 1:16:06.949 | | | | | | | | |
| 16 | 3 | 1:45.778 | 22.085 | 44.396 | 39.297 | 277.6 | 1:17:52.727 | | | | | | | | |
| 17 | 3 | 1:52.544 | 23.280 | 45.284 | 43.980 | 275.5 | 1:19:45.271 | | | | | | | | |
| 18 | 3 | 1:47.162 | 21.720 | 44.107 | 41.335 | 276.9 | 1:21:32.433 | | | | | | | | |
| 19 | 3 | 1:45.369 | 21.726 | 44.401 | 39.242 | 277.6 | 1:23:17.802 | | | | | | | | |
| 20 | 3 | 1:54.170 | 22.245 | 45.672 | 46.253 | 270.0 | 1:25:11.972 | | | | | | | | |
| 21 | 3 | 3:37.680 | 2:10.547 | 44.918 | 42.215 | 273.4 | 1:28:49.652 | | | | | | | | |
| 22 | 3 | 1:46.478 | 21.844 | 44.985 | 39.649 | 266.7 | 1:30:36.130 | | | | | | | | |
| 23 | 3 | 1:46.352 | 21.880 | 45.006 | 39.466 | 276.9 | 1:32:22.482 | | | | | | | | |
| 24 | 3 | 1:52.771 | 23.337 | 44.796 | 44.638 | 275.5 | 1:34:15.253 | | | | | | | | |
| 25 | 2 | 3:38.982 | 2:11.441 | 46.508 | 41.033 | 261.5 | 1:37:54.235 | | | | | | | | |
| 26 | 2 | 1:58.500 | 22.230 | 45.613 | 50.657 | 254.7 | 1:39:52.735 | | | | | | | | |
| 27 | 2 | 8:22.720 | 6:52.954 | 47.893 | 41.873 | 215.6 | 1:48:15.455 | | | | | | | | |
| 28 | 2 | 1:47.590 | 22.777 | 45.309 | 39.504 | 274.8 | 1:50:03.045 | | | | | | | | |
| 29 | 2 | 1:45.304 | 21.340 | 44.731 | 39.233 | 273.4 | 1:51:48.349 | | | | | | | | |
| 30 | 2 | 1:45.392 | 21.622 | 45.096 | 38.674 | 259.6 | 1:53:33.741 | | | | | | | | |
| 31 | 2 | 1:47.499 | 22.204 | 44.941 | 40.354 | 264.7 | 1:55:21.240 | | | | | | | | |
| 32 | 2 | 1:49.514 | 23.385 | 45.691 | 40.438 | 219.5 | 1:57:10.754 | | | | | | | | |
| 33 | 2 | 1:45.951 | 21.328 | 44.999 | 39.624 | 275.5 | 1:58:56.705 | | | | | | | | |
| 34 | 2 | 1:46.860 | 21.847 | 45.197 | 39.816 | 275.5 | 2:00:43.565 | | | | | | | | |
| | | | | | | | | 53 Inter Europol Competition 1.Kai ASKEY 2.Wyatt BRICHACEK 3.Miguel CRISTOVAO | Ligier JS P320 - Nissan LMP3 | | | | | | |
| 1 | 3 | 2:41.290 | 1:02.325 | 53.231 | 45.734 | 152.5 | 2:41.290 | | | | | | | | |
| 2 | 3 | 2:00.406 | 26.238 | 48.612 | 45.556 | 249.4 | 4:41.696 | | | | | | | | |
| 3 | 3 | 1:52.981 | 23.520 | 47.001 | 42.460 | 263.4 | 6:34.677 | | | | | | | | |
| 4 | 3 | 1:58.948 | 24.086 | 50.293 | 44.569 | 227.4 | 8:33.625 | | | | | | | | |
| 5 | 3 | 1:52.548 | 23.730 | 46.591 | 42.227 | 264.1 | 10:26.173 | | | | | | | | |
| 6 | 3 | 1:52.880 | 23.724 | 47.049 | 42.107 | 258.4 | 12:19.053 | | | | | | | | |
| 7 | 3 | 1:51.776 | 23.171 | 47.045 | 41.560 | 261.5 | 14:10.829 | | | | | | | | |
| 8 | 3 | 2:12.315 | 23.148 | 46.792 | 1:02.375 | 264.1 | 16:23.144 | | | | | | | | |
| 9 | 2 | 8:59.495 | 7:28.612 | 48.276 | 42.607 | 253.5 | 25:22.639 | | | | | | | | |
| 10 | 2 | 1:53.728 | 23.755 | 47.510 | 42.463 | 254.7 | 27:16.367 | | | | | | | | |
| 11 | 2 | 3:01.918 | 24.163 | 1:16.300 | 1:21.455 | 115.9 | 30:18.285 | | | | | | | | |
| 12 | 2 | 43:26.012 | ... | 1:05.200 | 1:00.559 | 160.7 | 1:13:44.297 | | | | | | | | |





Asian Le Mans Series 4 Hours of Abu Dhabi Private Test Session

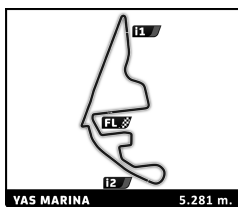
Sector Analysis

VAS MARINA 5.281 m.

Lap under Red Flag Invalidated Lap Personal Best Session Best Crossing the pit lane

| Lap | D | Time | Sector 1 | Sector 2 | Sector 3 | T. Spd | Elapsed | Lap | D | Time | Sector 1 | Sector 2 | Sector 3 | T. Spd | Elapsed |
|--|---|-----------|----------|----------|----------|--------|-------------|---|---|-----------|----------|----------|----------|--------|-------------|
| 13 | 3 | 2:38.388 | 53.526 | 51.091 | 53.771 | 244.9 | 1:16:22.685 | 30 | 3 | 1:51.918 | 23.514 | 46.856 | 41.548 | 263.4 | 1:56:08.600 |
| 14 | 3 | 1:57.193 | 24.114 | 46.754 | 46.325 | 263.4 | 1:18:19.878 | 31 | 3 | 1:53.573 | 23.622 | 47.161 | 42.790 | 259.0 | 1:58:02.173 |
| 15 | 3 | 1:53.035 | 23.356 | 46.946 | 42.733 | 264.1 | 1:20:12.913 | 32 | 3 | 1:52.573 | 24.155 | 47.155 | 41.263 | 260.9 | 1:59:54.746 |
| 16 | 3 | 2:06.098 | 25.968 | 54.661 | 45.469 | 219.5 | 1:22:19.011 | 33 | 3 | 1:51.315 | 23.004 | 46.782 | 41.529 | 250.0 | 2:01:46.061 |
| 17 | 3 | 1:52.248 | 23.364 | 47.084 | 41.800 | 262.8 | 1:24:11.259 | 57 Car Guy Ferrari 488 GT3 GT 1.Takeshi KIMURA 3.Mikkel JENSEN 2.Frederik SCHANDORFF | | | | | | | |
| 18 | 3 | 1:52.450 | 23.292 | 47.034 | 42.124 | 262.8 | 1:26:03.709 | 1 | 1 | 3:53.951 | 2:11.920 | 53.972 | 48.059 | 225.5 | 3:53.951 |
| 19 | 3 | 1:52.111 | 23.221 | 46.716 | 42.174 | 264.7 | 1:27:55.820 | 2 | 1 | 2:00.139 | 26.049 | 48.851 | 45.239 | 255.9 | 5:54.090 |
| 20 | 3 | 2:01.017 | 25.415 | 47.513 | 48.089 | 265.4 | 1:29:56.837 | 3 | 1 | 1:57.603 | 25.077 | 48.562 | 43.964 | 257.1 | 7:51.693 |
| 21 | 1 | 3:40.329 | 2:09.825 | 47.821 | 42.683 | 250.0 | 1:33:37.166 | 4 | 1 | 1:56.886 | 24.194 | 48.967 | 43.725 | 255.9 | 9:48.579 |
| 22 | 1 | 1:49.731 | 22.886 | 46.141 | 40.704 | 264.7 | 1:35:26.897 | 5 | 1 | 2:02.221 | 27.321 | 49.491 | 45.409 | 256.5 | 11:50.800 |
| 23 | 1 | 1:49.632 | 22.697 | 46.144 | 40.791 | 266.0 | 1:37:16.529 | 6 | 1 | 1:57.288 | 24.913 | 48.130 | 44.245 | 256.5 | 13:48.088 |
| 24 | 1 | 1:51.026 | 23.709 | 46.520 | 40.797 | 264.7 | 1:39:07.555 | 7 | 1 | 1:56.404 | 24.327 | 48.266 | 43.811 | 257.1 | 15:44.492 |
| 25 | 1 | 3:07.629 | 22.898 | 1:25.654 | 1:19.077 | 94.6 | 1:42:15.184 | 8 | 1 | 3:58.116 | 48.327 | 1:48.274 | 1:21.515 | 80.1 | 19:42.608 |
| 26 | 2 | 6:08.193 | 4:36.195 | 47.636 | 44.362 | 246.6 | 1:48:23.377 | 9 | 2 | 5:07.047 | 3:30.257 | 51.962 | 44.828 | 229.3 | 24:49.655 |
| 27 | 2 | 1:53.700 | 24.324 | 47.631 | 41.745 | 263.4 | 1:50:17.077 | 10 | 2 | 2:00.206 | 24.889 | 48.776 | 46.541 | 252.3 | 26:49.861 |
| 28 | 2 | 1:50.440 | 22.713 | 46.488 | 41.239 | 267.3 | 1:52:07.517 | 11 | 2 | 2:38.828 | 24.762 | 57.603 | 1:16.643 | 256.5 | 29:28.689 |
| 29 | 2 | 1:52.914 | 23.075 | 46.763 | 43.076 | 266.7 | 1:54:00.431 | 12 | 3 | 42:45.068 | ... | 51.136 | 46.399 | 216.9 | 1:12:13.757 |
| 30 | 2 | 1:52.542 | 22.986 | 46.389 | 43.167 | 268.0 | 1:55:52.973 | 13 | 3 | 1:56.973 | 24.783 | 48.835 | 43.355 | 246.6 | 1:14:10.730 |
| 31 | 2 | 1:51.038 | 22.864 | 46.639 | 41.535 | 264.1 | 1:57:44.011 | 14 | 3 | 1:57.184 | 24.205 | 47.996 | 44.983 | 255.9 | 1:16:07.914 |
| 32 | 2 | 1:55.006 | 23.083 | 49.168 | 42.755 | 259.0 | 1:59:39.017 | 15 | 3 | 1:54.116 | 24.008 | 47.638 | 42.470 | 255.9 | 1:18:02.030 |
| 33 | 2 | 1:52.067 | 22.683 | 46.398 | 42.986 | 262.8 | 2:01:31.084 | 16 | 3 | 1:54.499 | 23.889 | 47.649 | 42.961 | 257.1 | 1:19:56.529 |
| 55 Rinaldi Racing Duqueine M30 - D08 - Nissan LMP3 1.Lorcan HANAFIN 3.Jonas RIED 2.Matthias LUETHEN | | | | | | | | 17 3 1:55.955 23.550 49.491 42.914 226.4 1:21:52.484 | | | | | | | |
| 1 | 1 | 3:48.764 | 2:10.782 | 52.850 | 45.132 | 202.6 | 3:48.764 | 18 | 3 | 1:54.350 | 24.024 | 47.753 | 42.753 | 256.5 | 1:23:46.834 |
| 2 | 1 | 1:58.942 | 24.387 | 51.140 | 43.415 | 221.8 | 5:47.706 | 19 | 3 | 1:56.004 | 23.541 | 49.523 | 42.940 | 251.7 | 1:25:42.838 |
| 3 | 1 | 1:52.479 | 23.994 | 47.065 | 41.420 | 252.3 | 7:40.185 | 20 | 3 | 1:54.082 | 23.464 | 48.213 | 42.405 | 255.3 | 1:27:36.920 |
| 4 | 1 | 1:52.970 | 23.297 | 46.390 | 43.283 | 260.9 | 9:33.155 | 21 | 3 | 1:54.145 | 23.473 | 48.164 | 42.508 | 255.9 | 1:29:31.065 |
| 5 | 1 | 1:51.783 | 23.440 | 46.823 | 41.520 | 259.6 | 11:24.938 | 22 | 3 | 1:57.993 | 24.088 | 48.239 | 45.666 | 256.5 | 1:31:29.058 |
| 6 | 1 | 1:51.945 | 23.089 | 46.348 | 42.508 | 264.7 | 13:16.883 | 23 | 1 | 5:10.356 | 3:35.055 | 50.539 | 44.762 | 248.3 | 1:36:39.414 |
| 7 | 1 | 1:53.330 | 23.771 | 46.715 | 42.844 | 263.4 | 15:10.213 | 24 | 1 | 1:58.172 | 25.394 | 48.728 | 44.050 | 253.5 | 1:38:37.586 |
| 8 | 1 | 3:16.017 | 23.092 | 1:36.125 | 1:16.800 | 80.8 | 18:26.230 | 25 | 1 | 2:56.016 | 25.394 | 1:12.099 | 1:18.523 | 219.5 | 1:41:33.602 |
| 9 | 1 | 6:02.767 | 4:29.451 | 47.858 | 45.458 | 224.5 | 24:28.997 | 26 | 1 | 7:26.062 | 5:47.143 | 51.658 | 47.261 | 219.5 | 1:48:59.664 |
| 10 | 1 | 1:50.468 | 23.166 | 46.496 | 40.806 | 264.1 | 26:19.465 | 27 | 1 | 2:00.204 | 25.962 | 49.030 | 45.212 | 254.7 | 1:50:59.868 |
| 11 | 1 | 2:07.967 | 22.852 | 46.406 | 58.709 | 265.4 | 28:27.432 | 28 | 1 | 1:57.119 | 24.244 | 48.746 | 44.129 | 257.1 | 1:52:56.987 |
| 12 | 2 | 45:34.173 | ... | 54.047 | 51.933 | 184.6 | 1:14:01.605 | 29 | 1 | 2:03.274 | 24.938 | 48.641 | 49.695 | 249.4 | 1:55:00.261 |
| 13 | 2 | 2:02.092 | 24.875 | 50.183 | 47.034 | 197.1 | 1:16:03.697 | 30 | 1 | 1:59.911 | 25.185 | 48.439 | 46.287 | 255.9 | 1:57:00.172 |
| 14 | 2 | 1:52.724 | 23.766 | 47.499 | 41.459 | 250.6 | 1:17:56.421 | 31 | 1 | 1:56.199 | 24.391 | 48.659 | 43.149 | 256.5 | 1:58:56.371 |
| 15 | 2 | 1:53.391 | 23.370 | 47.342 | 42.679 | 265.4 | 1:19:49.812 | 32 | 1 | 1:56.707 | 24.889 | 48.214 | 43.604 | 256.5 | 2:00:53.078 |
| 16 | 2 | 1:52.086 | 23.427 | 46.986 | 41.673 | 244.3 | 1:21:41.898 | 59 Garage 59 McLaren 720S GT3 GT 1.Nick HALSTEAD 3.Rob BELL 2.Louis PRETTE | | | | | | | |
| 17 | 2 | 1:53.078 | 23.265 | 46.983 | 42.830 | 247.1 | 1:23:34.976 | 1 | 1 | 3:17.031 | 1:20.911 | 1:03.039 | 53.081 | 151.3 | 3:17.031 |
| 18 | 2 | 1:55.793 | 24.786 | 49.053 | 41.954 | 259.6 | 1:25:30.769 | 2 | 1 | 2:05.199 | 27.419 | 51.685 | 46.095 | 209.3 | 5:22.230 |
| 19 | 2 | 1:52.426 | 23.539 | 46.841 | 42.046 | 262.1 | 1:27:23.195 | 3 | 1 | 1:59.027 | 26.101 | 48.278 | 44.648 | 254.1 | 7:21.257 |
| 20 | 2 | 1:55.009 | 23.364 | 47.642 | 44.003 | 265.4 | 1:29:18.204 | 4 | 1 | 1:57.306 | 25.414 | 48.168 | 43.724 | 257.1 | 9:18.563 |
| 21 | 2 | 1:54.279 | 23.267 | 47.174 | 43.838 | 266.7 | 1:31:12.483 | 5 | 1 | 1:56.985 | 24.838 | 48.055 | 44.092 | 258.4 | 11:15.548 |
| 22 | 2 | 1:54.235 | 24.695 | 47.513 | 42.027 | 265.4 | 1:33:06.718 | 6 | 1 | 2:00.839 | 24.827 | 48.352 | 47.660 | 257.1 | 13:16.387 |
| 23 | 2 | 1:51.836 | 23.129 | 47.180 | 41.527 | 264.1 | 1:34:58.554 | 7 | 1 | 1:59.304 | 26.389 | 49.049 | 43.866 | 255.9 | 15:15.691 |
| 24 | 2 | 1:51.668 | 23.010 | 46.590 | 42.068 | 265.4 | 1:36:50.222 | 8 | 1 | 3:16.919 | 24.732 | 1:33.504 | 1:18.683 | 81.9 | 18:32.610 |
| 25 | 2 | 1:58.370 | 24.894 | 47.864 | 45.612 | 264.1 | 1:38:48.592 | 9 | 1 | 6:05.110 | 4:20.823 | 54.752 | 49.535 | 201.5 | 24:37.720 |
| 26 | 3 | 9:45.823 | 8:12.979 | 49.816 | 43.028 | 234.3 | 1:48:34.415 | 10 | 1 | 1:58.542 | 26.036 | 48.620 | 43.886 | 255.9 | 26:36.262 |
| 27 | 3 | 1:52.677 | 23.814 | 47.105 | 41.758 | 261.5 | 1:50:27.092 | 11 | 1 | 2:18.007 | 24.676 | 47.866 | 1:05.465 | 259.0 | 28:54.269 |
| 28 | 3 | 1:52.333 | 24.393 | 46.560 | 41.380 | 264.7 | 1:52:19.425 | | | | | | | | |
| 29 | 3 | 1:57.257 | 23.335 | 50.140 | 43.782 | 223.1 | 1:54:16.682 | | | | | | | | |





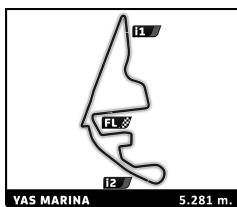
Asian Le Mans Series 4 Hours of Abu Dhabi Private Test Session

Sector Analysis

Lap under Red Flag Invalidated Lap Personal Best Session Best Crossing the pit lane

| Lap | D | Time | Sector 1 | Sector 2 | Sector 3 | T. Spd | Elapsed | Lap | D | Time | Sector 1 | Sector 2 | Sector 3 | T. Spd | Elapsed | | | |
|---|----|------------|-------------|----------|----------|----------|-------------|---|-------------|---|------------|------------|------------|----------|----------|-------------|-------------|-----------|
| 12 | 1 | 44:22.007 | ... | 53.263 | 51.202 | 202.2 | 1:13:16.276 | 63 Inter Europol Competition 1.Adam ALI 2.John SCHAUERMAN LMP3 Ligier JS P320 - Nissan | 1 | 2 | 3:12.464 | 1:15.085 | 1:05.058 | 52.321 | 183.7 | 3:12.464 | | |
| 13 | 1 | 2:07.020 | 26.698 | 51.788 | 48.534 | 201.9 | 1:15:23.296 | | 2 | 2 | 2:02.490 | 26.488 | 49.712 | 46.290 | 251.2 | 5:14.954 | | |
| 14 | 1 | 1:56.339 | 24.955 | 48.144 | 43.240 | 256.5 | 1:17:19.635 | | 3 | 2 | 1:58.570 | 24.975 | 49.205 | 44.390 | 237.9 | 7:13.524 | | |
| 15 | 1 | 1:56.137 | 24.728 | 47.760 | 43.649 | 259.6 | 1:19:15.772 | | 4 | 2 | 1:56.580 | 24.578 | 48.086 | 43.916 | 260.2 | 9:10.104 | | |
| 16 | 1 | 1:55.896 | 24.569 | 48.306 | 43.021 | 259.0 | 1:21:11.668 | | 5 | 2 | 1:55.599 | 24.222 | 47.888 | 43.489 | 260.9 | 11:05.703 | | |
| 17 | 1 | 1:56.324 | 24.402 | 47.726 | 44.196 | 260.2 | 1:23:07.992 | | 6 | 2 | 2:06.536 B | 24.410 | 49.533 | 52.593 | 244.3 | 13:12.239 | | |
| 18 | 1 | 2:03.347 B | 24.652 | 48.645 | 50.050 | 230.3 | 1:25:11.339 | | 7 | 1 | 5:16.222 B | 2:25.903 | 1:33.044 | 1:17.275 | 80.4 | 18:28.461 | | |
| 19 | 3 | 4:25.398 | 2:53.989 | 48.185 | 43.224 | 250.0 | 1:29:36.737 | | 8 | 1 | 5:03.007 | 3:31.671 | 48.195 | 43.141 | 243.2 | 23:31.468 | | |
| 20 | 3 | 1:54.619 | 24.269 | 47.391 | 42.959 | 260.2 | 1:31:31.356 | | 9 | 1 | 1:53.039 | 24.145 | 46.917 | 41.977 | 257.1 | 25:24.507 | | |
| 21 | 3 | 1:55.536 | 24.074 | 47.846 | 43.616 | 255.3 | 1:33:26.892 | | 10 | 1 | 1:52.419 | 23.525 | 46.605 | 42.289 | 261.5 | 27:16.926 | | |
| 22 | 3 | 1:53.769 | 23.987 | 47.194 | 42.588 | 260.2 | 1:35:20.661 | | 11 | 1 | 3:03.019 B | 24.312 | 1:16.992 | 1:21.715 | 112.7 | 30:19.945 | | |
| 23 | 3 | 1:59.373 B | 24.449 | 47.923 | 47.001 | 260.2 | 1:37:20.034 | | 12 | 1 | 42:04.517 | ... | 50.065 | 43.237 | 214.3 | 1:12:24.462 | | |
| 24 | 3 | 3:29.993 B | 1:21.872 | 51.775 | 1:16.346 | 243.8 | 1:40:50.027 | | 13 | 1 | 1:57.362 | 24.292 | 47.316 | 45.754 | 257.1 | 1:14:21.824 | | |
| 25 | 3 | 8:15.948 | 6:26.769 | 1:00.906 | 48.273 | 156.3 | 1:49:05.975 | | 14 | 1 | 1:55.688 | 24.308 | 48.292 | 43.088 | 252.3 | 1:16:17.512 | | |
| 26 | 3 | 1:58.650 | 25.397 | 49.720 | 43.533 | 244.3 | 1:51:04.625 | | 15 | 1 | 1:52.706 | 23.354 | 46.786 | 42.566 | 259.0 | 1:18:10.218 | | |
| 27 | 3 | 1:55.561 | 24.004 | 47.459 | 44.098 | 260.2 | 1:53:00.186 | | 16 | 1 | 1:55.349 | 23.586 | 46.655 | 45.108 | 263.4 | 1:20:05.567 | | |
| 28 | 3 | 1:53.867 | 24.107 | 47.101 | 42.659 | 260.9 | 1:54:54.053 | | 17 | 1 | 1:51.713 | 23.300 | 46.654 | 41.759 | 262.1 | 1:21:57.280 | | |
| 29 | 3 | 1:53.686 | 23.964 | 47.177 | 42.545 | 259.6 | 1:56:47.739 | | 18 | 1 | 1:58.123 | 23.336 | 50.466 | 44.321 | 247.1 | 1:23:55.403 | | |
| 30 | 3 | 1:54.680 | 23.836 | 47.187 | 43.657 | 259.0 | 1:58:42.419 | | 19 | 1 | 1:58.612 | 23.708 | 49.486 | 45.418 | 258.4 | 1:25:54.015 | | |
| 31 | 3 | 1:53.413 | 23.850 | 47.135 | 42.428 | 260.2 | 2:00:35.832 | | 20 | 1 | 1:52.995 | 23.432 | 47.100 | 42.463 | 257.8 | 1:27:47.010 | | |
| 60 Formula Racing 1.Johnny LAURSEN 2.Conrad LAURSEN Ferrari 488 GT3 GT | 1 | 3 | 2:59.179 | 1:16.341 | 55.924 | 46.914 | 172.5 | | 2:59.179 | 21 | 1 | 1:53.679 | 24.284 | 46.966 | 42.429 | 260.2 | 1:29:40.689 | |
| | 2 | 3 | 2:02.268 | 25.867 | 50.623 | 45.778 | 189.1 | | 5:01.447 | 22 | 1 | 1:51.517 | 23.261 | 46.363 | 41.893 | 263.4 | 1:31:32.206 | |
| | 3 | 3 | 1:59.883 | 24.856 | 50.781 | 44.246 | 205.7 | | 7:01.330 | 23 | 1 | 1:55.457 B | 23.495 | 46.936 | 45.026 | 260.9 | 1:33:27.663 | |
| | 4 | 3 | 1:56.227 | 24.324 | 48.710 | 43.193 | 227.8 | | 8:57.557 | 24 | 3 | 3:48.132 | 2:15.713 | 48.297 | 44.122 | 257.1 | 1:37:15.795 | |
| | 5 | 3 | 1:54.748 | 24.155 | 48.069 | 42.524 | 235.3 | | 10:52.305 | 25 | 3 | 2:31.562 | 24.937 | 47.529 | 1:19.096 | 262.1 | 1:39:47.357 | |
| | 6 | 3 | 2:06.745 | 23.717 | 47.136 | 55.892 | 255.9 | | 12:59.050 | 26 | 3 | 4:26.927 B | 54.640 | 1:57.864 | 1:34.423 | 71.4 | 1:44:14.284 | |
| | 7 | 3 | 2:04.138 | 23.794 | 47.176 | 53.168 | 253.5 | | 15:03.188 | 66 Bullitt Racing 1.Valentin HASSE-CLOT 2.Jacob RIEGEL Aston Martin Vantage AMR GT3 GT | 1 | 1 | 3:36.784 | 1:48.156 | 1:01.566 | 47.062 | 188.8 | 3:36.784 |
| | 8 | 3 | 3:07.173 B | 23.824 | 1:27.125 | 1:16.224 | 79.7 | | 18:10.361 | | 2 | 1 | 2:01.587 | 25.983 | 49.553 | 46.051 | 256.5 | 5:38.371 |
| | 9 | 3 | 5:17.977 | 3:44.008 | 48.350 | 45.619 | 252.3 | | 23:28.338 | | 3 | 1 | 1:53.128 | 23.690 | 47.254 | 42.184 | 263.4 | 7:31.499 |
| | 10 | 3 | 1:58.078 B | 23.699 | 48.678 | 45.701 | 242.7 | | 25:26.416 | | 4 | 1 | 1:56.097 | 23.664 | 47.172 | 45.261 | 265.4 | 9:27.596 |
| | 11 | 1 | 48:48.649 B | ... | 1:31.736 | 1:42.268 | 91.5 | | 1:14:15.065 | | 5 | 1 | 1:57.155 B | 23.460 | 47.345 | 46.350 | 268.7 | 11:24.751 |
| | 12 | 1 | 4:17.163 | 2:36.065 | 50.856 | 50.242 | 221.8 | 1:18:32.228 | 6 | | 3 | 12:19.140 | ... | 49.719 | 45.505 | 246.0 | 23:43.891 | |
| | 13 | 1 | 1:57.771 | 26.544 | 47.882 | 43.345 | 257.8 | 1:20:29.999 | 7 | | 3 | 1:57.710 | 24.889 | 48.488 | 44.333 | 255.9 | 25:41.601 | |
| | 14 | 1 | 1:55.747 | 24.806 | 47.922 | 43.019 | 257.1 | 1:22:25.746 | 8 | | 3 | 1:56.268 | 24.605 | 47.944 | 43.719 | 261.5 | 27:37.869 | |
| | 15 | 1 | 1:54.896 | 24.231 | 47.686 | 42.979 | 259.0 | 1:24:20.642 | 9 | | 3 | 3:36.591 B | 27.522 | 1:47.219 | 1:21.850 | 80.6 | 31:14.460 | |
| | 16 | 1 | 1:56.223 | 24.275 | 47.800 | 44.148 | 258.4 | 1:26:16.865 | 10 | | 3 | 41:46.319 | ... | 54.702 | 45.838 | 182.7 | 1:13:00.779 | |
| | 17 | 1 | 1:55.001 | 24.275 | 47.588 | 43.138 | 257.1 | 1:28:11.866 | 11 | | 3 | 1:58.672 | 24.673 | 48.670 | 45.329 | 248.8 | 1:14:59.451 | |
| | 18 | 1 | 1:55.674 | 24.579 | 47.695 | 43.400 | 259.0 | 1:30:07.540 | 12 | | 3 | 1:55.668 | 23.948 | 48.283 | 43.437 | 260.2 | 1:16:55.119 | |
| | 19 | 1 | 2:06.430 B | 24.602 | 48.080 | 53.748 | 260.2 | 1:32:13.970 | 13 | | 3 | 1:55.308 | 23.954 | 47.830 | 43.524 | 263.4 | 1:18:50.427 | |
| | 20 | 2 | 3:48.283 | 2:14.802 | 49.849 | 43.632 | 249.4 | 1:36:02.253 | 14 | | 3 | 1:54.671 | 24.340 | 47.283 | 43.048 | 263.4 | 1:20:45.098 | |
| | 21 | 2 | 1:56.289 | 24.876 | 48.605 | 42.808 | 254.7 | 1:37:58.542 | 15 | | 3 | 2:02.556 B | 24.393 | 47.809 | 50.354 | 262.8 | 1:22:47.654 | |
| 22 | 2 | 2:10.246 B | 24.007 | 47.959 | 58.280 | 247.7 | 1:40:08.788 | 16 | 2 | | 3:53.811 | 2:21.655 | 48.140 | 44.016 | 260.9 | 1:26:41.465 | | |
| 23 | 2 | 8:17.620 | 6:40.205 | 48.404 | 49.011 | 255.3 | 1:48:26.408 | 17 | 2 | | 1:54.724 | 24.371 | 46.994 | 43.359 | 262.8 | 1:28:36.189 | | |
| 24 | 2 | 1:55.288 | 24.515 | 48.329 | 42.444 | 246.0 | 1:50:21.696 | 18 | 2 | | 1:55.841 | 24.375 | 47.445 | 44.021 | 266.0 | 1:30:32.030 | | |
| 25 | 2 | 2:02.621 | 24.056 | 52.874 | 45.691 | 258.4 | 1:52:24.317 | 19 | 2 | | 1:55.156 | 24.404 | 46.982 | 43.770 | 264.1 | 1:32:27.186 | | |
| 26 | 2 | 1:54.428 | 24.090 | 47.891 | 42.447 | 259.6 | 1:54:18.745 | 20 | 2 | | 1:55.059 | 23.921 | 47.820 | 43.318 | 264.7 | 1:34:22.245 | | |
| 27 | 2 | 1:54.094 | 23.991 | 47.709 | 42.394 | 252.9 | 1:56:12.839 | 21 | 2 | | 1:55.251 | 24.281 | 47.390 | 43.580 | 264.7 | 1:36:17.496 | | |
| 28 | 2 | 1:55.558 | 23.977 | 48.681 | 42.900 | 255.9 | 1:58:08.397 | | | | | | | | | | | |
| 29 | 2 | 1:54.167 | 24.014 | 47.675 | 42.478 | 259.0 | 2:00:02.564 | | | | | | | | | | | |





Asian Le Mans Series 4 Hours of Abu Dhabi Private Test Session

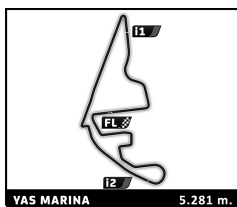
Sector Analysis

VAS MARINA 5.281 m.

Lap under Red Flag Invalidated Lap Personal Best Session Best Crossing the pit lane

| Lap | D | Time | Sector 1 | Sector 2 | Sector 3 | T. Spd | Elapsed | Lap | D | Time | Sector 1 | Sector 2 | Sector 3 | T. Spd | Elapsed | | | | | | | |
|--|---|-------------------|---------------|---------------|---------------|--------|-------------|--|---|-------------------|---------------|---------------|---------------|--------|-------------|---|----------|--------|--------|--------|-------|-------------|
| 22 | 2 | 2:01.252 B | 23.829 | 49.088 | 48.335 | 258.4 | 1:38:18.748 | 7 | 2 | 4:26.652 B | 2:13.267 | 54.579 | 1:18.806 | 246.0 | 17:11.026 | | | | | | | |
| 23 | 3 | 10:37.719 | 8:53.872 | 56.628 | 47.219 | 172.0 | 1:48:56.467 | 8 | 3 | 6:13.857 | 4:37.781 | 49.709 | 46.367 | 238.4 | 23:24.883 | | | | | | | |
| 24 | 3 | 1:57.937 | 24.864 | 48.962 | 44.111 | 247.7 | 1:50:54.404 | 9 | 3 | 1:57.088 | 24.872 | 47.947 | 44.269 | 257.1 | 25:21.971 | | | | | | | |
| 25 | 3 | 2:02.175 | 24.109 | 47.985 | 50.081 | 261.5 | 1:52:56.579 | 10 | 3 | 1:56.236 | 24.326 | 48.333 | 43.577 | 256.5 | 27:18.207 | | | | | | | |
| 26 | 3 | 1:56.302 | 24.477 | 47.636 | 44.189 | 260.9 | 1:54:52.881 | 11 | 3 | 3:19.321 B | 24.304 | 1:37.259 | 1:17.758 | 68.5 | 30:37.528 | | | | | | | |
| 27 | 3 | 1:56.752 | 24.168 | 49.202 | 43.382 | 227.4 | 1:56:49.633 | 12 | 3 | 42:18.083 | ... | 51.048 | 44.097 | 214.3 | 1:12:55.611 | | | | | | | |
| 28 | 3 | 1:54.502 | 23.531 | 47.741 | 43.230 | 262.8 | 1:58:44.135 | 13 | 3 | 1:56.024 | 25.110 | 47.697 | 43.217 | 257.1 | 1:14:51.635 | | | | | | | |
| 29 | 3 | 1:55.388 | 24.259 | 47.247 | 43.882 | 264.1 | 2:00:39.523 | 14 | 3 | 1:54.696 | 24.144 | 47.606 | 42.946 | 258.4 | 1:16:46.331 | | | | | | | |
| 67 Orange Racing Powered by JMH McLaren 720S GT3 1.Simon ORANGE 3.Marcus CLUTTON GT 2.Michael O'BRIEN | | | | | | | | 15 | | | | | | | | 3 | 1:54.682 | 24.234 | 47.643 | 42.805 | 258.4 | 1:18:41.013 |
| 1 | 1 | 3:26.178 | 1:39.366 | 56.143 | 50.669 | 198.2 | 3:26.178 | 16 | 3 | 1:54.413 | 24.134 | 47.383 | 42.896 | 258.4 | 1:20:35.426 | | | | | | | |
| 2 | 1 | 2:02.422 | 26.326 | 51.455 | 44.641 | 214.3 | 5:28.600 | 17 | 3 | 1:55.128 | 24.148 | 47.783 | 43.197 | 258.4 | 1:22:30.554 | | | | | | | |
| 3 | 1 | 1:58.020 | 24.738 | 47.884 | 45.398 | 260.2 | 7:26.620 | 18 | 3 | 1:54.661 | 24.189 | 47.454 | 43.018 | 258.4 | 1:24:25.215 | | | | | | | |
| 4 | 1 | 1:56.428 | 24.917 | 47.989 | 43.522 | 261.5 | 9:23.048 | 19 | 3 | 1:55.235 | 24.197 | 47.849 | 43.189 | 257.1 | 1:26:20.450 | | | | | | | |
| 5 | 1 | 1:57.069 | 24.453 | 47.794 | 44.822 | 262.1 | 11:20.117 | 20 | 3 | 1:54.629 | 24.090 | 47.654 | 42.885 | 259.0 | 1:28:15.079 | | | | | | | |
| 6 | 1 | 1:56.656 | 24.612 | 47.765 | 44.279 | 262.8 | 13:16.773 | 21 | 3 | 1:55.155 | 24.430 | 47.501 | 43.224 | 258.4 | 1:30:10.234 | | | | | | | |
| 7 | 1 | 1:57.422 | 25.656 | 47.901 | 43.865 | 260.9 | 15:14.195 | 22 | 3 | 2:00.014 B | 24.315 | 48.036 | 47.663 | 253.5 | 1:32:10.248 | | | | | | | |
| 8 | 1 | 3:15.098 B | 24.612 | 1:33.493 | 1:16.993 | 80.1 | 18:29.293 | 23 | 3 | 3:50.906 | 2:14.094 | 50.760 | 46.052 | 250.0 | 1:36:01.154 | | | | | | | |
| 9 | 1 | 5:35.533 | 3:52.142 | 56.786 | 46.605 | 182.7 | 24:04.826 | 24 | 3 | 2:01.315 | 25.191 | 50.812 | 45.312 | 252.9 | 1:38:02.469 | | | | | | | |
| 10 | 1 | 1:58.023 | 25.231 | 48.107 | 44.685 | 260.2 | 26:02.849 | 25 | 3 | 2:14.033 B | 24.730 | 47.678 | 1:01.625 | 259.6 | 1:40:16.502 | | | | | | | |
| 11 | 1 | 1:55.521 | 24.675 | 47.552 | 43.294 | 260.9 | 27:58.370 | 26 | 3 | 8:05.236 B | 6:27.389 | 49.734 | 48.113 | 230.3 | 1:48:21.738 | | | | | | | |
| 12 | 1 | 3:51.671 B | 47.826 | 1:45.726 | 1:18.119 | 79.9 | 31:50.041 | 27 | 3 | 3:51.913 | 2:12.193 | 50.877 | 48.843 | 233.3 | 1:52:13.651 | | | | | | | |
| 13 | 1 | 41:08.374 | ... | 56.690 | 45.998 | 183.4 | 1:12:58.415 | 28 | 3 | 1:57.122 | 24.971 | 48.423 | 43.728 | 257.1 | 1:54:10.773 | | | | | | | |
| 14 | 1 | 1:59.876 | 25.333 | 49.066 | 45.477 | 247.1 | 1:14:58.291 | 29 | 3 | 1:56.315 | 24.477 | 48.280 | 43.558 | 257.1 | 1:56:07.088 | | | | | | | |
| 15 | 1 | 1:55.543 | 24.626 | 47.722 | 43.195 | 260.2 | 1:16:53.834 | 30 | 3 | 1:54.797 | 24.327 | 47.538 | 42.932 | 257.8 | 1:58:01.885 | | | | | | | |
| 16 | 1 | 1:55.051 | 24.141 | 47.581 | 43.329 | 262.8 | 1:18:48.885 | 31 | 3 | 1:55.264 | 24.306 | 47.840 | 43.118 | 258.4 | 1:59:57.149 | | | | | | | |
| 17 | 1 | 1:55.074 | 24.185 | 47.591 | 43.298 | 259.6 | 1:20:43.959 | 32 | 3 | 1:55.846 | 24.298 | 47.490 | 44.058 | 259.0 | 2:01:52.995 | | | | | | | |
| 18 | 1 | 1:55.534 | 24.138 | 47.541 | 43.855 | 260.2 | 1:22:39.493 | 73 Inter Europol Competition Ligier JS P320 - Nissan 1.John CORBETT 3.James WINSLOW LMP3 2.Alexander BUKHANTSOV | | | | | | | | | | | | | | |
| 19 | 1 | 1:56.315 | 24.383 | 47.832 | 44.100 | 260.9 | 1:24:35.808 | 1 | 3 | 2:34.010 | 57.894 | 50.369 | 45.747 | 216.4 | 2:34.010 | | | | | | | |
| 20 | 1 | 2:00.926 B | 24.560 | 47.506 | 48.860 | 261.5 | 1:26:36.734 | 2 | 3 | 1:54.782 | 23.891 | 48.149 | 42.742 | 230.3 | 4:28.792 | | | | | | | |
| 21 | 1 | 3:56.305 | 2:14.329 | 54.839 | 47.137 | 228.3 | 1:30:33.039 | 3 | 3 | 1:54.419 | 23.666 | 47.814 | 42.939 | 240.5 | 6:23.211 | | | | | | | |
| 22 | 1 | 1:58.046 | 25.109 | 49.018 | 43.919 | 249.4 | 1:32:31.085 | 4 | 3 | 1:51.039 | 23.049 | 46.540 | 41.450 | 257.8 | 8:14.250 | | | | | | | |
| 23 | 1 | 1:58.612 | 24.820 | 48.609 | 45.183 | 244.3 | 1:34:29.697 | 5 | 3 | 2:02.749 | 23.433 | 46.752 | 52.564 | 256.5 | 10:16.999 | | | | | | | |
| 24 | 1 | 1:55.407 | 24.344 | 47.640 | 43.423 | 260.9 | 1:36:25.104 | 6 | 3 | 2:03.579 | 24.661 | 48.381 | 50.537 | 245.5 | 12:20.578 | | | | | | | |
| 25 | 1 | 1:55.833 | 24.292 | 47.849 | 43.692 | 261.5 | 1:38:20.937 | 7 | 3 | 1:51.797 | 24.096 | 46.863 | 40.838 | 260.2 | 14:12.375 | | | | | | | |
| 26 | 1 | 2:30.610 B | 24.380 | 49.144 | 1:17.086 | 262.1 | 1:40:51.547 | 8 | 3 | 2:13.384 B | 23.028 | 46.366 | 1:03.990 | 260.9 | 16:25.759 | | | | | | | |
| 27 | 3 | 7:45.771 | 6:12.130 | 48.745 | 44.896 | 247.7 | 1:48:37.318 | 9 | 2 | 6:58.101 | 5:26.445 | 48.697 | 42.959 | 249.4 | 23:23.860 | | | | | | | |
| 28 | 3 | 1:54.889 | 24.139 | 47.892 | 42.858 | 260.2 | 1:50:32.207 | 10 | 2 | 1:54.864 | 23.598 | 48.015 | 43.251 | 228.8 | 25:18.724 | | | | | | | |
| 29 | 3 | 1:54.410 | 24.065 | 47.496 | 42.849 | 262.8 | 1:52:26.617 | 11 | 2 | 1:55.712 | 23.307 | 47.232 | 45.173 | 260.2 | 27:14.436 | | | | | | | |
| 30 | 3 | 1:54.529 | 24.246 | 47.533 | 42.750 | 260.2 | 1:54:21.146 | 12 | 2 | 2:57.879 B | 23.320 | 1:17.596 | 1:16.963 | 106.1 | 30:12.315 | | | | | | | |
| 31 | 3 | 1:54.682 | 24.085 | 47.535 | 43.062 | 262.8 | 1:56:15.828 | 13 | 3 | 42:29.290 | ... | 54.779 | 51.530 | 168.2 | 1:12:41.605 | | | | | | | |
| 32 | 3 | 1:54.602 | 24.375 | 47.362 | 42.865 | 257.8 | 1:58:10.430 | 14 | 3 | 2:23.581 | 31.779 | 58.117 | 53.685 | 160.5 | 1:15:05.186 | | | | | | | |
| 33 | 3 | 1:55.420 | 24.179 | 47.545 | 43.696 | 263.4 | 2:00:05.850 | 15 | 3 | 2:20.155 | 28.495 | 1:00.649 | 51.011 | 145.2 | 1:17:25.341 | | | | | | | |
| 72 Hub Auto Racing Mercedes AMG GT3 1.Liam TALBOT 3.Ollie MILLROY GT 2.Jules GOUNON | | | | | | | | 16 | 3 | 2:25.124 | 29.398 | 1:01.736 | 53.990 | 164.4 | 1:19:50.465 | | | | | | | |
| 1 | 2 | 3:10.168 | 1:25.213 | 56.169 | 48.786 | 214.3 | 3:10.168 | 17 | 3 | 2:14.963 | 26.837 | 57.273 | 50.853 | 175.0 | 1:22:05.428 | | | | | | | |
| 2 | 2 | 1:54.872 | 24.487 | 47.881 | 42.504 | 257.1 | 5:05.040 | 18 | 3 | 2:00.798 | 23.792 | 49.609 | 47.397 | 182.7 | 1:24:06.226 | | | | | | | |
| 3 | 2 | 1:53.629 | 24.117 | 47.302 | 42.210 | 257.1 | 6:58.669 | 19 | 3 | 1:58.191 B | 23.374 | 47.661 | 47.156 | 234.8 | 1:26:04.417 | | | | | | | |
| 4 | 2 | 1:53.445 | 23.984 | 47.134 | 42.327 | 257.1 | 8:52.114 | 20 | 3 | 3:52.371 | 1:58.823 | 52.469 | 1:01.079 | 170.1 | 1:29:56.788 | | | | | | | |
| 5 | 2 | 1:53.295 | 24.008 | 47.156 | 42.131 | 258.4 | 10:45.409 | 21 | 3 | 1:54.094 | 24.152 | 47.419 | 42.523 | 254.7 | 1:31:50.882 | | | | | | | |
| 6 | 2 | 1:58.965 B | 23.895 | 47.314 | 47.756 | 258.4 | 12:44.374 | 22 | 3 | 1:57.491 | 23.049 | 47.119 | 47.323 | 251.2 | 1:33:48.373 | | | | | | | |
| | | | | | | | | 23 | 3 | 1:49.980 | 22.954 | 46.396 | 40.630 | 260.2 | 1:35:38.353 | | | | | | | |
| | | | | | | | | 24 | 3 | 1:52.377 | 23.260 | 47.123 | 41.994 | 244.3 | 1:37:30.730 | | | | | | | |





Asian Le Mans Series 4 Hours of Abu Dhabi Private Test Session

Sector Analysis

VAS MARINA 5.281 m.

Lap under Red Flag Invalidated Lap Personal Best Session Best B Crossing the pit lane

| Lap | D | Time | Sector 1 | Sector 2 | Sector 3 | T. Spd | Elapsed | Lap | D | Time | Sector 1 | Sector 2 | Sector 3 | T. Spd | Elapsed |
|-----|---|-------------------|----------|----------|----------|--------|-------------|--|---|--------------------|---------------|---------------|---------------|--------|-----------|
| 25 | 3 | 1:51.505 | 23.041 | 46.550 | 41.914 | 261.5 | 1:39:22.235 | 6 | 1 | 2:10.787 | 24.883 | 53.766 | 52.138 | 195.7 | 13:39.182 |
| 26 | 3 | 3:41.964 B | 37.848 | 1:45.791 | 1:18.325 | 80.0 | 1:43:04.199 | 7 | 1 | 1:56.508 | 24.469 | 47.878 | 44.161 | 262.1 | 15:35.690 |
| 27 | 2 | 5:16.172 | 3:45.270 | 48.227 | 42.675 | 235.3 | 1:48:20.371 | 8 | 1 | 3:46.768 B | 40.718 | 1:46.531 | 1:19.519 | 80.1 | 19:22.458 |
| 28 | 2 | 1:55.170 | 23.535 | 46.997 | 44.638 | 262.8 | 1:50:15.541 | 9 | 3 | 4:48.481 | 3:13.248 | 48.708 | 46.525 | 252.3 | 24:10.939 |
| 29 | 2 | 1:51.425 | 23.194 | 46.541 | 41.690 | 263.4 | 1:52:06.966 | 10 | 3 | 1:54.222 | 24.320 | 47.295 | 42.607 | 259.0 | 26:05.161 |
| 30 | 2 | 1:51.662 | 23.019 | 47.042 | 41.601 | 260.9 | 1:53:58.628 | 11 | 3 | 29:11.457 B | 23.898 | 47.004 | ... | 261.5 | 55:16.618 |
| 31 | 2 | 1:52.836 | 23.263 | 47.316 | 42.257 | 262.1 | 1:55:51.464 | 88 Garage 59 McLaren 720S GT3 | | | | | | | |
| 32 | 2 | 1:52.087 | 23.360 | 46.955 | 41.772 | 261.5 | 1:57:43.551 | 1.Alexander WEST 3.Marvin KIRCHHOFFER GT | | | | | | | |
| 33 | 2 | 1:51.573 | 23.202 | 46.853 | 41.518 | 262.1 | 1:59:35.124 | 2.Benjamin GOETHE | | | | | | | |
| 34 | 2 | 1:59.045 B | 23.262 | 47.497 | 48.286 | 250.6 | 2:01:34.169 | 1 | 2 | 3:14.931 | 1:24.571 | 59.567 | 50.793 | 179.1 | 3:14.931 |

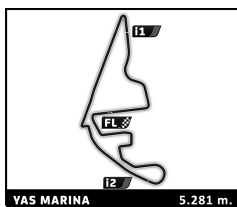
| Lap | D | Time | Sector 1 | Sector 2 | Sector 3 | T. Spd | Elapsed |
|-----|---|-------------------|---------------|---------------|---------------|--------|-------------|
| 1 | 2 | 3:23.091 | 1:33.477 | 1:00.772 | 48.842 | 163.1 | 3:23.091 |
| 2 | 2 | 2:03.113 | 26.001 | 52.400 | 44.712 | 206.9 | 5:26.204 |
| 3 | 2 | 1:59.208 | 24.936 | 48.604 | 45.668 | 246.6 | 7:25.412 |
| 4 | 2 | 1:55.119 | 23.848 | 48.352 | 42.919 | 255.9 | 9:20.531 |
| 5 | 2 | 1:56.603 | 23.518 | 48.087 | 44.998 | 256.5 | 11:17.134 |
| 6 | 2 | 1:59.376 B | 24.262 | 48.225 | 46.889 | 255.9 | 13:16.510 |
| 7 | 2 | 10:59.086 | 9:19.255 | 54.288 | 45.543 | 207.7 | 24:15.596 |
| 8 | 2 | 1:59.885 | 25.706 | 49.784 | 44.395 | 251.2 | 26:15.481 |
| 9 | 2 | 2:13.467 B | 23.982 | 49.878 | 59.607 | 252.3 | 28:28.948 |
| 10 | 2 | 44:02.520 | ... | 50.588 | 43.748 | 244.3 | 1:12:31.468 |
| 11 | 2 | 1:55.881 | 24.822 | 48.170 | 42.889 | 252.9 | 1:14:27.349 |
| 12 | 2 | 1:55.594 | 24.074 | 48.065 | 43.455 | 253.5 | 1:16:22.943 |
| 13 | 2 | 2:00.262 | 24.244 | 48.639 | 47.379 | 254.1 | 1:18:23.205 |
| 14 | 2 | 1:54.165 | 23.955 | 47.915 | 42.295 | 253.5 | 1:20:17.370 |
| 15 | 2 | 1:55.725 | 24.079 | 48.799 | 42.847 | 246.0 | 1:22:13.095 |
| 16 | 2 | 1:54.111 | 23.414 | 48.256 | 42.441 | 254.1 | 1:24:07.206 |
| 17 | 2 | 1:54.126 | 23.928 | 47.870 | 42.328 | 254.1 | 1:26:01.332 |
| 18 | 2 | 1:54.191 | 23.410 | 48.311 | 42.470 | 254.1 | 1:27:55.523 |
| 19 | 2 | 1:54.005 | 23.422 | 48.218 | 42.365 | 254.1 | 1:29:49.528 |
| 20 | 2 | 1:55.407 | 24.238 | 48.009 | 43.160 | 255.3 | 1:31:44.935 |
| 21 | 2 | 1:55.579 | 24.655 | 48.161 | 42.763 | 256.5 | 1:33:40.514 |
| 22 | 2 | 2:00.703 | 24.228 | 48.309 | 48.166 | 252.3 | 1:35:41.217 |
| 23 | 2 | 1:54.793 | 23.674 | 48.412 | 42.707 | 254.1 | 1:37:36.010 |
| 24 | 2 | 1:57.576 B | 23.629 | 48.414 | 45.533 | 253.5 | 1:39:33.586 |
| 25 | 3 | 8:43.817 | 7:08.407 | 51.070 | 44.340 | 199.3 | 1:48:17.403 |
| 26 | 3 | 1:56.605 | 24.200 | 48.595 | 43.810 | 254.7 | 1:50:14.008 |
| 27 | 3 | 1:58.186 | 24.216 | 48.196 | 45.774 | 254.1 | 1:52:12.194 |
| 28 | 3 | 1:55.067 | 23.701 | 48.394 | 42.972 | 254.1 | 1:54:07.261 |
| 29 | 3 | 1:55.398 | 23.680 | 48.705 | 43.013 | 254.7 | 1:56:02.659 |
| 30 | 3 | 1:54.754 | 23.661 | 48.202 | 42.891 | 254.7 | 1:57:57.413 |
| 31 | 3 | 1:54.851 | 24.294 | 47.810 | 42.747 | 254.7 | 1:59:52.264 |
| 32 | 3 | 1:55.421 | 24.119 | 47.709 | 43.593 | 254.1 | 2:01:47.685 |

| Lap | D | Time | Sector 1 | Sector 2 | Sector 3 | T. Spd | Elapsed |
|-----|---|----------|----------|----------|----------|--------|-----------|
| 1 | 1 | 3:46.443 | 2:07.482 | 53.550 | 45.411 | 225.9 | 3:46.443 |
| 2 | 1 | 1:57.564 | 25.082 | 48.221 | 44.261 | 255.9 | 5:44.007 |
| 3 | 1 | 1:54.419 | 24.560 | 47.241 | 42.618 | 261.5 | 7:38.426 |
| 4 | 1 | 1:54.618 | 23.969 | 47.120 | 43.529 | 260.2 | 9:33.044 |
| 5 | 1 | 1:55.351 | 24.704 | 47.373 | 43.274 | 263.4 | 11:28.395 |

| Lap | D | Time | Sector 1 | Sector 2 | Sector 3 | T. Spd | Elapsed |
|-----|---|-------------------|---------------|---------------|---------------|--------|-------------|
| 1 | 2 | 3:14.931 | 1:24.571 | 59.567 | 50.793 | 179.1 | 3:14.931 |
| 2 | 2 | 1:59.548 | 25.650 | 49.017 | 44.881 | 254.1 | 5:14.479 |
| 3 | 2 | 1:55.207 | 24.480 | 47.972 | 42.755 | 255.9 | 7:09.686 |
| 4 | 2 | 1:54.629 | 24.214 | 47.674 | 42.741 | 259.0 | 9:04.315 |
| 5 | 2 | 1:54.782 | 24.266 | 47.756 | 42.760 | 258.4 | 10:59.097 |
| 6 | 2 | 1:54.497 | 24.173 | 47.706 | 42.618 | 257.8 | 12:53.594 |
| 7 | 2 | 1:54.651 | 24.197 | 47.717 | 42.737 | 257.8 | 14:48.245 |
| 8 | 2 | 2:50.895 B | 24.350 | 1:09.691 | 1:16.854 | 257.1 | 17:39.140 |
| 9 | 2 | 8:15.252 | 6:34.657 | 53.455 | 47.140 | 210.9 | 25:54.392 |
| 10 | 2 | 1:57.615 | 25.363 | 48.667 | 43.585 | 254.7 | 27:52.007 |
| 11 | 2 | 3:54.494 B | 51.866 | 1:44.723 | 1:17.905 | 80.5 | 31:46.501 |
| 12 | 2 | 40:58.106 | ... | 54.615 | 48.538 | 201.1 | 1:12:44.607 |
| 13 | 2 | 2:00.269 | 25.294 | 48.967 | 46.008 | 254.7 | 1:14:44.876 |
| 14 | 2 | 1:54.298 | 24.000 | 47.582 | 42.716 | 257.1 | 1:16:39.174 |
| 15 | 2 | 2:01.251 B | 24.231 | 48.444 | 48.576 | 252.3 | 1:18:40.425 |
| 16 | 1 | 5:08.541 | 3:32.143 | 49.751 | 46.647 | 244.3 | 1:23:48.966 |
| 17 | 1 | 2:00.090 | 24.948 | 49.248 | 45.894 | 255.3 | 1:25:49.056 |
| 18 | 1 | 1:56.614 | 24.838 | 48.239 | 43.537 | 256.5 | 1:27:45.670 |
| 19 | 1 | 1:56.981 | 24.671 | 48.010 | 44.300 | 257.8 | 1:29:42.651 |
| 20 | 1 | 1:56.437 | 24.653 | 48.015 | 43.769 | 259.6 | 1:31:39.088 |
| 21 | 1 | 1:59.983 B | 24.543 | 48.551 | 46.889 | 251.7 | 1:33:39.071 |
| 22 | 1 | 3:10.807 | 1:33.813 | 51.416 | 45.578 | 221.8 | 1:36:49.878 |
| 23 | 1 | 1:59.553 | 25.163 | 50.507 | 43.883 | 226.9 | 1:38:49.431 |
| 24 | 1 | 2:57.523 B | 24.691 | 1:13.192 | 1:19.640 | 123.3 | 1:41:46.954 |
| 25 | 3 | 7:46.745 | 6:07.404 | 49.096 | 50.245 | 251.7 | 1:49:33.699 |
| 26 | 3 | 1:53.857 | 24.066 | 47.474 | 42.317 | 256.5 | 1:51:27.556 |
| 27 | 3 | 1:58.094 | 24.032 | 47.798 | 46.264 | 258.4 | 1:53:25.650 |
| 28 | 3 | 1:53.454 | 23.874 | 47.246 | 42.334 | 257.8 | 1:55:19.104 |
| 29 | 3 | 1:56.795 | 23.899 | 47.768 | 45.128 | 257.8 | 1:57:15.899 |
| 30 | 3 | 1:54.937 | 23.838 | 47.500 | 43.599 | 259.6 | 1:59:10.836 |
| 31 | 3 | 1:54.100 | 23.807 | 47.295 | 42.998 | 258.4 | 2:01:04.936 |

| Lap | D | Time | Sector 1 | Sector 2 | Sector 3 | T. Spd | Elapsed |
|-----|---|-------------------|----------|----------|----------|--------|-----------|
| 1 | 1 | 4:15.493 | 2:34.853 | 52.955 | 47.685 | 211.8 | 4:15.493 |
| 2 | 1 | 2:01.055 | 25.931 | 48.650 | 46.474 | 254.7 | 6:16.548 |
| 3 | 1 | 1:57.678 | 24.873 | 48.122 | 44.683 | 254.7 | 8:14.226 |
| 4 | 1 | 1:56.126 | 24.690 | 47.923 | 43.513 | 257.8 | 10:10.352 |
| 5 | 1 | 1:55.265 | 24.349 | 47.784 | 43.132 | 257.8 | 12:05.617 |
| 6 | 1 | 2:00.808 | 25.590 | 50.315 | 44.903 | 252.3 | 14:06.425 |
| 7 | 1 | 2:14.098 B | 24.701 | 47.758 | 1:01.639 | 257.8 | 16:20.523 |
| 8 | 1 | 8:11.172 | 6:38.415 | 48.740 | 44.017 | 255.3 | 24:31.695 |
| 9 | 1 | 1:55.381 | 24.431 | 47.706 | 43.244 | 258.4 | 26:27.076 |
| 10 | 1 | 2:12.077 B | 24.336 | 48.068 | 59.673 | 259.0 | 28:39.153 |





Asian Le Mans Series 4 Hours of Abu Dhabi Private Test Session

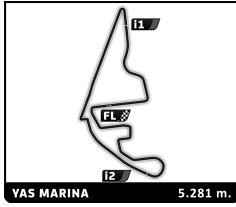
Sector Analysis

VAS MARINA 5.281 m.

Lap under Red Flag Invalidated Lap Personal Best Session Best Crossing the pit lane

| Lap | D | Time | Sector 1 | Sector 2 | Sector 3 | T. Spd | Elapsed | Lap | D | Time | Sector 1 | Sector 2 | Sector 3 | T. Spd | Elapsed |
|--|---|-------------------|---------------|---------------|---------------|--------|-------------|-----|---|------|----------|----------|----------|--------|---------|
| 95 TF Sport 1. John HARTSHORNE 2. Henrique CHAVES 3. Jonathan ADAM GT Aston Martin Vantage AMR GT3 | | | | | | | | | | | | | | | |
| 1 | 1 | 3:20.101 | 1:30.203 | 57.537 | 52.361 | 152.3 | 3:20.101 | | | | | | | | |
| 2 | 1 | 2:04.619 | 27.313 | 49.952 | 47.354 | 245.5 | 5:24.720 | | | | | | | | |
| 3 | 1 | 2:01.564 | 25.678 | 48.816 | 47.070 | 258.4 | 7:26.284 | | | | | | | | |
| 4 | 1 | 1:59.828 | 25.869 | 48.325 | 45.634 | 262.1 | 9:26.112 | | | | | | | | |
| 5 | 1 | 2:00.135 | 25.049 | 48.774 | 46.312 | 263.4 | 11:26.247 | | | | | | | | |
| 6 | 1 | 1:57.972 | 24.884 | 48.583 | 44.505 | 251.7 | 13:24.219 | | | | | | | | |
| 7 | 1 | 1:57.161 | 24.771 | 47.739 | 44.651 | 260.2 | 15:21.380 | | | | | | | | |
| 8 | 1 | 3:31.415 B | 28.879 | 1:44.578 | 1:17.958 | 80.7 | 18:52.795 | | | | | | | | |
| 9 | 3 | 5:43.214 | 4:09.743 | 48.392 | 45.079 | 254.7 | 24:36.009 | | | | | | | | |
| 10 | 3 | 1:54.986 | 24.548 | 47.644 | 42.794 | 259.6 | 26:30.995 | | | | | | | | |
| 11 | 3 | 2:17.631 B | 24.170 | 47.166 | 1:06.295 | 261.5 | 28:48.626 | | | | | | | | |
| 12 | 3 | 44:23.385 | ... | 51.201 | 49.694 | 222.2 | 1:13:12.011 | | | | | | | | |
| 13 | 3 | 1:55.766 | 24.823 | 47.859 | 43.084 | 258.4 | 1:15:07.777 | | | | | | | | |
| 14 | 3 | 1:54.241 | 24.255 | 47.147 | 42.839 | 260.2 | 1:17:02.018 | | | | | | | | |
| 15 | 3 | 1:54.940 | 24.196 | 47.553 | 43.191 | 260.2 | 1:18:56.958 | | | | | | | | |
| 16 | 3 | 1:53.704 | 24.007 | 47.044 | 42.653 | 260.9 | 1:20:50.662 | | | | | | | | |
| 17 | 3 | 1:58.094 B | 24.274 | 47.065 | 46.755 | 261.5 | 1:22:48.756 | | | | | | | | |
| 18 | 2 | 3:47.439 | 2:16.611 | 47.773 | 43.055 | 258.4 | 1:26:36.195 | | | | | | | | |
| 19 | 2 | 1:54.751 | 24.221 | 47.348 | 43.182 | 259.6 | 1:28:30.946 | | | | | | | | |
| 20 | 2 | 1:56.553 | 24.136 | 48.366 | 44.051 | 260.9 | 1:30:27.499 | | | | | | | | |
| 21 | 2 | 1:54.411 | 24.088 | 47.294 | 43.029 | 262.8 | 1:32:21.910 | | | | | | | | |
| 22 | 2 | 1:55.459 | 24.903 | 47.541 | 43.015 | 264.1 | 1:34:17.369 | | | | | | | | |
| 23 | 2 | 1:56.472 B | 24.029 | 47.221 | 45.222 | 261.5 | 1:36:13.841 | | | | | | | | |
| 24 | 2 | 4:10.185 B | 2:14.819 | 50.109 | 1:05.257 | 251.2 | 1:40:24.026 | | | | | | | | |
| 25 | 1 | 8:51.749 | 7:16.748 | 49.475 | 45.526 | 249.4 | 1:49:15.775 | | | | | | | | |
| 26 | 1 | 1:59.515 | 25.490 | 48.685 | 45.340 | 257.1 | 1:51:15.290 | | | | | | | | |
| 27 | 1 | 1:58.554 | 25.449 | 48.098 | 45.007 | 257.8 | 1:53:13.844 | | | | | | | | |
| 28 | 1 | 1:58.549 | 25.207 | 48.173 | 45.169 | 257.8 | 1:55:12.393 | | | | | | | | |
| 29 | 1 | 1:59.405 | 25.085 | 48.499 | 45.821 | 258.4 | 1:57:11.798 | | | | | | | | |
| 30 | 1 | 2:00.318 | 25.263 | 48.808 | 46.247 | 257.1 | 1:59:12.116 | | | | | | | | |
| 31 | 1 | 2:02.220 | 26.159 | 49.478 | 46.583 | 258.4 | 2:01:14.336 | | | | | | | | |
| 98 99 Racing 1. Neel JANI 2. Nikita MAZEPIN 3. Ahmad AL HATHY LMP2 Oreca 07 - Gibson | | | | | | | | | | | | | | | |
| 1 | 3 | 4:39.462 | 2:53.659 | 54.493 | 51.310 | 184.0 | 4:39.462 | | | | | | | | |
| 2 | 3 | 1:53.483 | 23.785 | 46.125 | 43.573 | 243.2 | 6:32.945 | | | | | | | | |
| 3 | 3 | 1:46.220 | 22.062 | 44.779 | 39.379 | 268.0 | 8:19.165 | | | | | | | | |
| 4 | 3 | 1:51.168 | 24.475 | 45.644 | 41.049 | 271.4 | 10:10.333 | | | | | | | | |
| 5 | 3 | 1:48.792 | 22.133 | 45.791 | 40.868 | 214.7 | 11:59.125 | | | | | | | | |
| 6 | 3 | 1:48.282 | 21.719 | 45.969 | 40.594 | 244.9 | 13:47.407 | | | | | | | | |
| 7 | 3 | 1:47.367 | 21.796 | 44.743 | 40.828 | 276.9 | 15:34.774 | | | | | | | | |
| 8 | 3 | 3:40.981 B | 39.875 | 1:43.701 | 1:17.405 | 81.3 | 19:15.755 | | | | | | | | |
| 9 | 2 | 5:55.527 | 4:19.418 | 49.534 | 46.575 | 241.6 | 25:11.282 | | | | | | | | |
| 10 | 2 | 1:43.937 | 21.059 | 44.566 | 38.312 | 276.9 | 26:55.219 | | | | | | | | |
| 11 | 2 | 2:49.290 B | 25.928 | 1:05.823 | 1:17.539 | 270.7 | 29:44.509 | | | | | | | | |
| 12 | 2 | 42:33.991 | ... | 49.500 | 43.990 | 252.3 | 1:12:18.500 | | | | | | | | |
| 13 | 2 | 1:50.177 | 21.299 | 45.021 | 43.857 | 277.6 | 1:14:08.677 | | | | | | | | |
| 14 | 2 | 1:43.283 | 20.823 | 44.579 | 37.881 | 277.6 | 1:15:51.960 | | | | | | | | |
| 15 | 2 | 1:45.767 | 21.347 | 44.243 | 40.177 | 277.6 | 1:17:37.727 | | | | | | | | |
| 16 | 2 | 1:48.648 B | 23.218 | 45.041 | 40.389 | 278.4 | 1:19:26.375 | | | | | | | | |
| 17 | 3 | 3:57.822 | 2:16.835 | 50.219 | 50.768 | 217.7 | 1:23:24.197 | | | | | | | | |
| 18 | 3 | 1:51.789 | 22.741 | 47.902 | 41.146 | 205.7 | 1:25:15.986 | | | | | | | | |
| 19 | 3 | 1:45.493 | 21.811 | 45.059 | 38.623 | 276.2 | 1:27:01.479 | | | | | | | | |
| 20 | 3 | 1:50.145 | 21.692 | 44.716 | 43.737 | 265.4 | 1:28:51.624 | | | | | | | | |
| 21 | 3 | 1:53.681 | 21.712 | 46.581 | 45.388 | 278.4 | 1:30:45.305 | | | | | | | | |
| 22 | 3 | 1:46.387 | 21.503 | 44.261 | 40.623 | 277.6 | 1:32:31.692 | | | | | | | | |
| 23 | 3 | 1:54.636 B | 21.750 | 47.643 | 45.243 | 221.8 | 1:34:26.328 | | | | | | | | |
| 24 | 3 | 4:53.953 | 3:27.525 | 46.434 | 39.994 | 244.3 | 1:39:20.281 | | | | | | | | |
| 25 | 3 | 3:46.423 B | 43.793 | 1:45.837 | 1:16.793 | 81.4 | 1:43:06.704 | | | | | | | | |
| 26 | 3 | 5:16.146 | 3:47.067 | 47.245 | 41.834 | 215.6 | 1:48:22.850 | | | | | | | | |
| 27 | 3 | 1:51.237 | 24.616 | 46.194 | 40.427 | 237.9 | 1:50:14.087 | | | | | | | | |
| 28 | 3 | 1:47.024 | 21.938 | 44.822 | 40.264 | 276.2 | 1:52:01.111 | | | | | | | | |
| 29 | 3 | 1:47.879 | 22.515 | 44.916 | 40.448 | 277.6 | 1:53:48.990 | | | | | | | | |
| 30 | 3 | 1:46.679 | 23.043 | 44.435 | 39.201 | 276.9 | 1:55:35.669 | | | | | | | | |
| 31 | 3 | 1:49.000 | 21.631 | 45.908 | 41.461 | 255.3 | 1:57:24.669 | | | | | | | | |
| 32 | 3 | 1:52.414 B | 22.310 | 44.826 | 45.278 | 260.2 | 1:59:17.083 | | | | | | | | |
| 33 | 3 | 2:39.957 B | 1:07.541 | 45.844 | 46.572 | 234.3 | 2:01:57.040 | | | | | | | | |
| 99 Herberth Motorsport 1. Ralf BOHN 2. Axcil JEFFRIES 3. Robert RENAUER GT Porsche 911 GT3 R | | | | | | | | | | | | | | | |
| 1 | 2 | 3:18.649 | 1:39.885 | 51.897 | 46.867 | 216.0 | 3:18.649 | | | | | | | | |
| 2 | 2 | 1:56.817 | 25.556 | 47.971 | 43.290 | 257.1 | 5:15.466 | | | | | | | | |
| 3 | 2 | 1:57.474 | 25.003 | 47.572 | 44.899 | 261.5 | 7:12.940 | | | | | | | | |
| 4 | 2 | 1:54.260 | 24.321 | 47.268 | 42.671 | 259.6 | 9:07.200 | | | | | | | | |
| 5 | 2 | 1:54.121 | 24.127 | 47.423 | 42.571 | 261.5 | 11:01.321 | | | | | | | | |
| 6 | 2 | 1:53.446 | 23.992 | 47.086 | 42.368 | 259.6 | 12:54.767 | | | | | | | | |
| 7 | 2 | 1:59.000 B | 24.047 | 47.512 | 47.441 | 259.6 | 14:53.767 | | | | | | | | |
| 8 | 3 | 9:23.749 | 7:50.070 | 49.763 | 43.916 | 242.2 | 24:17.516 | | | | | | | | |
| 9 | 3 | 1:55.636 | 24.746 | 47.964 | 42.926 | 256.5 | 26:13.152 | | | | | | | | |
| 10 | 3 | 2:07.522 B | 24.155 | 47.532 | 55.835 | 258.4 | 28:20.674 | | | | | | | | |
| 11 | 3 | 44:52.527 | ... | 49.526 | 45.727 | 237.9 | 1:13:13.201 | | | | | | | | |
| 12 | 3 | 1:57.660 | 24.461 | 47.503 | 45.696 | 258.4 | 1:15:10.861 | | | | | | | | |
| 13 | 3 | 1:53.893 | 24.184 | 47.354 | 42.355 | 258.4 | 1:17:04.754 | | | | | | | | |
| 14 | 3 | 1:54.508 | 23.991 | 47.280 | 43.237 | 262.8 | 1:18:59.262 | | | | | | | | |





Asian Le Mans Series 4 Hours of Abu Dhabi Private Test Session

Sector Analysis

Lap under Red Flag Invalidated Lap ■ Personal Best ■ Session Best **B** Crossing the pit lane

| Lap | D | Time | Sector 1 | Sector 2 | Sector 3 | T. Spd | Elapsed | Lap | D | Time | Sector 1 | Sector 2 | Sector 3 | T. Spd | Elapsed |
|-----|---|--|--|----------|----------|--------|-------------|-----|---|------|----------|----------|----------|--------|---------|
| 15 | 3 | 1:54.062 | 24.292 | 47.310 | 42.460 | 259.0 | 1:20:53.324 | | | | | | | | |
| 16 | 3 | 1:54.349 | 23.991 | 47.347 | 43.011 | 261.5 | 1:22:47.673 | | | | | | | | |
| 17 | 3 | 1:53.782 | 23.905 | 47.465 | 42.412 | 257.8 | 1:24:41.455 | | | | | | | | |
| 18 | 3 | 2:00.303 B | 24.365 | 47.788 | 48.150 | 257.8 | 1:26:41.758 | | | | | | | | |
| 19 | 1 | 3:42.738 | 2:09.452 | 48.423 | 44.863 | 257.8 | 1:30:24.496 | | | | | | | | |
| 20 | 1 | 1:56.469 | 24.733 | 48.267 | 43.469 | 259.0 | 1:32:20.965 | | | | | | | | |
| 21 | 1 | 2:01.157 B | 25.652 | 48.987 | 46.518 | 229.8 | 1:34:22.122 | | | | | | | | |
| 22 | 1 | 3:24.488 | 1:45.119 | 53.253 | 46.116 | 211.4 | 1:37:46.610 | | | | | | | | |
| 23 | 1 | 2:16.303 B | 25.199 | 49.506 | 1:01.598 | 256.5 | 1:40:02.913 | | | | | | | | |
| 24 | 1 | 9:08.156 | 7:22.646 | 58.726 | 46.784 | 205.3 | 1:49:11.069 | | | | | | | | |
| 25 | 1 | 1:56.174 | 24.758 | 48.145 | 43.271 | 259.6 | 1:51:07.243 | | | | | | | | |
| 26 | 1 | 1:54.724 | 24.199 | 47.666 | 42.859 | 258.4 | 1:53:01.967 | | | | | | | | |
| 27 | 1 | 1:54.667 | 24.331 | 47.362 | 42.974 | 259.0 | 1:54:56.634 | | | | | | | | |
| 28 | 1 | 1:54.949 | 24.556 | 47.371 | 43.022 | 258.4 | 1:56:51.583 | | | | | | | | |
| 29 | 1 | 1:56.228 | 24.363 | 48.099 | 43.766 | 258.4 | 1:58:47.811 | | | | | | | | |
| 30 | 1 | 1:54.664 | 24.265 | 47.415 | 42.984 | 259.6 | 2:00:42.475 | | | | | | | | |

