

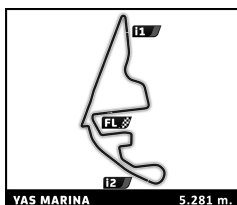
## Asian Le Mans Series 4 Hours of Abu Dhabi Free Practice 1

### Sector Analysis

Lap under Red Flag   Invalidated Lap   Personal Best   Session Best   Crossing the pit lane

Lap	D	Time	Sector 1	Sector 2	Sector 3	T. Spd	Elapsed	Lap	D	Time	Sector 1	Sector 2	Sector 3	T. Spd	Elapsed
<b>1</b> CD Sport 1. Michael JENSEN      3. Valdemar ERIKSEN 2. Nick ADCOCK								Ligier JS P320 - Nissan LMP3							
1	2	2:29.989	50.894	53.194	45.901	183.1	2:29.989	5	1	1:49.091	22.751	45.006	41.334	275.5	10:13.757
2	2	1:58.411	25.554	49.411	43.446	246.0	4:28.400	6	1	1:47.965	22.326	45.108	40.531	277.6	12:01.722
3	2	2:01.172	25.927	49.337	45.908	214.3	6:29.572	7	1	1:45.243	21.535	44.778	38.930	276.9	13:46.965
4	2	1:51.677	23.491	46.678	41.508	264.1	8:21.249	8	1	1:50.456	23.555	45.508	41.393	278.4	15:37.421
5	2	1:52.224	23.465	46.668	42.091	263.4	10:13.473	9	1	1:48.345	21.662	44.854	41.829	279.8	17:25.766
6	2	1:51.736	23.703	46.603	41.430	264.1	12:05.209	10	1	1:44.472	21.558	44.448	38.466	276.9	19:10.238
7	2	<b>1:50.867</b>	23.331	46.481	41.055	262.8	13:56.076	11	1	1:47.189	21.780	<b>43.652</b>	41.757	279.8	20:57.427
8	2	1:51.734	23.260	46.469	42.005	265.4	15:47.810	12	1	1:54.228 <b>B</b>	22.195	44.759	47.274	278.4	22:51.655
9	2	1:56.655 <b>B</b>	23.367	<b>46.355</b>	46.933	267.3	17:44.465	13	2	5:29.988 <b>B</b>	3:58.193	47.600	44.195	246.6	28:21.643
10	3	4:22.129 <b>B</b>	2:48.422	47.241	46.466	261.5	22:06.594	14	2	4:16.041	2:48.358	46.060	41.623	262.8	32:37.684
11	3	3:39.200	2:11.103	46.979	41.118	260.2	25:45.794	15	2	1:47.451	22.054	45.386	40.011	247.1	34:25.135
12	3	1:51.349	23.356	46.781	41.212	261.5	27:37.143	16	2	1:51.575 <b>B</b>	21.888	45.331	44.356	245.5	36:16.710
13	3	1:52.341	24.391	46.882	41.068	254.1	29:29.484	17	2	5:13.878	3:49.320	45.415	39.143	244.9	41:30.588
14	3	1:53.092	23.375	47.305	42.412	254.7	31:22.576	18	2	1:45.862	21.809	45.244	38.809	269.3	43:16.450
15	3	1:52.865	23.665	47.430	41.770	255.3	33:15.441	19	2	1:45.119	21.877	44.652	38.590	268.7	45:01.569
16	3	1:51.213	23.206	46.657	41.350	262.8	35:06.654	20	2	1:46.109	22.176	44.609	39.324	270.0	46:47.678
17	3	1:52.474	23.927	46.877	41.670	262.1	36:59.128	21	2	1:46.655	21.883	44.264	40.508	278.4	48:34.333
18	3	1:51.124	23.299	46.689	41.136	262.1	38:50.252	22	2	1:47.369 <b>B</b>	21.608	44.408	41.353	276.9	50:21.702
19	3	1:51.064	23.191	46.834	<b>41.039</b>	263.4	40:41.316	23	2	16:01.997	...	45.630	42.234	258.4	1:06:23.699
20	3	1:50.969	<b>23.141</b>	46.723	41.105	260.9	42:32.285	24	2	1:47.746	22.496	45.325	39.925	268.7	1:08:11.445
21	3	1:56.196 <b>B</b>	24.065	46.789	45.342	264.1	44:28.481	25	2	1:45.431	22.000	44.592	38.839	271.4	1:09:56.876
22	1	4:36.392	3:01.961	49.293	45.138	242.7	49:04.873	26	2	<b>1:44.007</b>	21.489	44.183	<b>38.335</b>	277.6	1:11:40.883
23	1	1:55.508	24.366	47.809	43.333	259.6	51:00.381	27	2	1:48.761 <b>B</b>	<b>21.331</b>	44.736	42.694	277.6	1:13:29.644
24	1	1:54.295	23.653	47.502	43.140	264.1	52:54.676	28	3	3:33.252	2:08.722	45.320	39.210	251.2	1:17:02.896
25	1	1:53.555	23.610	47.271	42.674	264.1	54:48.231	29	3	1:44.735	21.775	44.364	38.596	276.2	1:18:47.631
26	1	1:55.814	23.578	48.365	43.871	264.7	56:44.045	30	3	1:46.198	21.836	45.224	39.138	268.7	1:20:33.829
27	1	1:55.422	23.823	47.433	44.166	263.4	58:39.467	31	3	1:45.980	21.788	45.059	39.133	267.3	1:22:19.809
28	1	1:53.862	23.741	47.441	42.680	263.4	1:00:33.329	32	3	<b>2:06.768 <b>B</b></b>	22.129	44.540	1:00.099	278.4	1:24:26.577
29	1	1:53.375	23.591	47.464	42.320	262.1	1:02:26.704								
30	1	1:53.804	23.581	47.581	42.642	264.1	1:04:20.508								
31	1	1:56.953 <b>B</b>	23.457	47.039	46.457	264.1	1:06:17.461								
32	2	7:53.293	6:20.238	49.045	44.010	255.9	1:14:10.754								
33	2	1:53.500	24.316	47.091	42.093	260.9	1:16:04.254								
34	2	1:53.178	23.870	47.252	42.056	263.4	1:17:57.432								
35	2	1:53.203	23.614	47.572	42.017	262.8	1:19:50.635								
36	2	1:52.958	23.714	46.948	42.296	262.8	1:21:43.593								
37	2	<b>1:58.145</b>	24.286	47.194	46.665	262.1	1:23:41.738								
38	2	<b>4:02.851 <b>B</b></b>	55.180	1:46.218	1:21.453	79.9	1:27:44.589								
<b>2</b> CD Sport 1. Vladislav LOMKO      3. Jacques WOLFF 2. James SWEETNAM								Ligier JS P320 - Nissan LMP3							
1	31	2:22:44.571	...	<b>54.770</b>	<b>47.111</b>	216.9	1:22:44.571								
2	3	<b>2:48.777 <b>B</b></b>	<b>24.504</b>	1:03.370	1:20.903	252.9	1:25:33.348								
<b>3</b> DKR Engineering 1. Salih YOLUC      3. Ayhancan GUVEN 2. Charlie EASTWOOD								Oreca 07 - Gibson LMP2							
1	1	2:50.044	1:10.231	50.237	49.576	216.0	2:50.044								
2	1	2:00.108	24.018	50.187	45.903	201.5	4:50.152								
3	1	1:44.733	21.716	44.461	38.556	274.1	6:34.885								
4	1	1:49.781	22.439	45.004	42.338	279.8	8:24.666								
<b>4</b> Nielsen Racing 1. Tony WELLS 2. Matthew BELL								Ligier JS P320 - Nissan LMP3							
1	1	3:31.891	1:50.209	51.195	50.487	208.1	3:31.891								
2	1	1:57.881	25.115	48.883	43.883	230.8	5:29.772								
3	1	1:51.971	23.486	46.256	42.229	265.4	7:21.743								
4	1	1:51.962	23.860	46.990	41.112	265.4	9:13.705								
5	1	1:51.056	23.584	46.149	41.323	266.7	11:04.761								
6	1	1:53.699	23.320	46.499	43.880	262.1	12:58.460								
7	1	1:55.472	23.208	46.100	46.164	263.4	14:53.932								
8	1	2:06.789 <b>B</b>	23.168	46.186	57.435	264.1	17:00.721								
9	1	2:17.632	50.077	46.361	41.194	262.8	19:18.353								
10	1	1:51.134	22.967	46.200	41.967	264.7	21:09.487								
11	1	1:56.849 <b>B</b>	23.625	46.310	46.914	264.1	23:06.336								
12	1	5:50.325	4:21.429	46.486	42.410	262.1	28:56.661								
13	1	1:50.479	23.279	46.343	40.857	263.4	30:47.140								
14	1	1:54.501	24.258	47.301	42.942	264.1	32:41.641								
15	1	1:53.259	23.437	46.372	43.450	265.4	34:34.900								
16	1	1:53.066	24.072	47.339	41.655	263.4	36:27.966								
17	1	1:58.217 <b>B</b>	23.650	46.806	47.761	263.4	38:26.183								
18	1	3:50.514	2:17.472	46.986	46.056	262.8	42:16.697								
19	1	1:51.402	23.422	46.638	41.342	263.4	44:08.099								
20	1	1:58.110 <b>B</b>	24.124	47.025	46.961	265.4	46:06.209								
21	2	3:30.801	1:57.862	46.474	46.465	262.8	49:37.010								
22	2	1:51.309	<b>22.861</b>	46.181	42.267	264.7	51:28.319								





## Asian Le Mans Series 4 Hours of Abu Dhabi Free Practice 1

### Sector Analysis

Lap under Red Flag   Invalidated Lap   Personal Best   Session Best   Crossing the pit lane

Lap	D	Time	Sector 1	Sector 2	Sector 3	T. Spd	Elapsed	Lap	D	Time	Sector 1	Sector 2	Sector 3	T. Spd	Elapsed
23	2	1:52.791	23.235	45.984	43.572	264.7	53:21.110	2	3	2:01.393	25.765	49.069	46.559	256.5	26:24.175
24	2	1:50.964	23.599	46.459	40.906	268.0	55:12.074	3	3	1:59.331	25.204	49.601	44.526	248.3	28:23.506
25	2	1:54.086	23.640	46.654	43.792	264.1	57:06.160	4	3	1:57.449	25.022	48.096	44.331	257.1	30:20.955
26	2	<b>1:49.627</b>	23.051	<b>45.943</b>	<b>40.633</b>	265.4	58:55.787	5	3	1:57.657	25.343	47.933	44.381	256.5	32:18.612
27	2	1:53.330 <b>B</b>	23.662	46.153	43.515	264.1	1:00:49.117	6	3	2:00.485	27.948	48.183	44.354	257.8	34:19.097
28	2	5:33.968	3:59.062	46.516	48.390	263.4	1:06:23.085	7	3	1:57.040	24.697	47.965	44.378	255.3	36:16.137
29	2	1:53.254	23.068	46.472	43.714	264.7	1:08:16.339	8	3	1:56.681	24.819	48.157	43.705	258.4	38:12.818
30	2	1:50.411	23.088	46.284	41.039	262.8	1:10:06.750	9	3	1:56.492	24.914	47.805	43.773	257.8	40:09.310
31	2	1:50.007	22.954	46.375	40.678	262.8	1:11:56.757	10	3	2:04.563 <b>B</b>	25.074	48.636	50.853	232.8	42:13.873
32	2	1:54.844 <b>B</b>	23.637	46.813	44.394	262.1	1:13:51.601	11	2	3:46.933	2:16.185	47.769	42.979	256.5	46:00.806
33	2	<b>12:00.272</b> <b>B</b>	9:28.710	1:13.348	1:18.214	134.7	1:25:51.873	12	2	1:54.734	24.142	47.576	43.016	257.8	47:55.540

**5** **DKR Engineering** Duqueine M30 - D08 - Nissan  
 1. Tom VAN ROMPUY LMP3  
 2. Valentino CATALANO

1	1	14:30.292	...	51.769	45.399	203.0	14:30.292
2	1	1:53.538	24.271	47.043	42.224	260.2	16:23.830
3	1	1:51.486	23.364	46.562	41.560	266.0	18:15.316
4	1	1:52.092	23.225	46.717	42.150	268.0	20:07.408
5	1	1:52.946	23.083	46.814	43.049	266.7	22:00.354
6	1	1:55.108	24.070	47.825	43.213	268.7	23:55.462
7	1	1:51.908	23.470	46.726	41.712	266.0	25:47.370
8	1	1:53.444	24.003	47.043	42.398	265.4	27:40.814
9	1	1:53.768	23.550	47.333	42.885	264.7	29:34.582
10	1	1:52.204	23.363	46.700	42.141	260.2	31:26.786
11	1	1:58.542 <b>B</b>	24.123	47.337	47.082	266.0	33:25.328
12	2	4:35.580	3:01.526	47.168	46.886	262.1	38:00.908
13	2	1:50.337	23.083	46.329	40.925	264.7	39:51.245
14	2	1:59.716	22.786	46.698	50.232	266.7	41:50.961
15	2	1:53.633	23.418	46.570	43.645	268.7	43:44.594
16	2	1:55.108	23.416	47.024	44.668	268.0	45:39.702
17	2	1:49.962	23.031	46.182	40.749	266.0	47:29.664
18	2	1:52.354	23.467	46.852	42.035	267.3	49:22.018
19	2	1:50.530	23.165	46.445	40.920	265.4	51:12.548
20	2	<b>1:49.423</b>	<b>22.658</b>	<b>46.039</b>	<b>40.726</b>	262.8	53:01.971
21	2	1:55.402 <b>B</b>	24.167	46.793	44.442	265.4	54:57.373
22	1	5:14.740	3:43.872	48.135	42.733	246.0	1:00:12.113
23	1	1:54.154	24.154	47.347	42.653	259.6	1:02:06.267
24	1	1:53.572	24.184	47.267	42.121	262.8	1:03:59.839
25	1	1:53.904	23.774	47.636	42.494	260.2	1:05:53.743
26	1	1:57.263	25.234	47.832	44.197	263.4	1:07:51.006
27	1	1:53.553	23.997	47.368	42.188	263.4	1:09:44.559
28	1	1:53.088	23.819	47.142	42.127	262.1	1:11:37.647
29	1	1:54.381	23.691	47.679	43.011	262.8	1:13:32.028
30	1	1:56.627	25.214	48.003	43.410	262.8	1:15:28.655
31	1	1:53.672	23.893	47.216	42.563	264.1	1:17:22.327
32	1	1:55.168	23.874	47.391	43.903	259.0	1:19:17.495
33	1	1:54.266	23.739	47.105	43.422	264.7	1:21:11.761
34	1	1:56.982	24.543	48.074	44.365	263.4	1:23:08.743
35	1	<b>3:21.852</b> <b>B</b>	24.534	1:38.911	1:18.407	79.6	1:26:30.595

**6** **Haupt Racing Team** Mercedes AMG GT3  
 1. Arjun MAINI GT  
 2. Frank BIRD 3. Michael BLANCHEMAIN

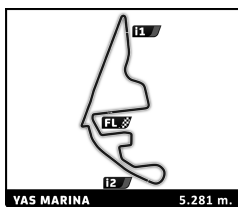
1	3	24:22.782	...	58.041	48.369	169.3	24:22.782
---	---	-----------	-----	--------	--------	-------	-----------

13	2	1:55.662	24.240	47.785	43.637	258.4	49:51.202
14	2	1:56.520	24.323	48.003	44.194	258.4	51:47.722
15	2	1:54.629	24.100	47.521	43.008	259.0	53:42.351
16	2	1:59.761 <b>B</b>	24.758	47.702	47.301	258.4	55:42.112
17	1	8:51.517	7:14.851	51.288	45.378	229.3	1:04:33.629
18	1	1:57.761	24.626	47.809	45.326	257.8	1:06:31.390
19	1	1:54.933	24.213	47.839	42.881	259.0	1:08:26.323
20	1	1:54.672	24.218	47.455	42.999	258.4	1:10:20.995
21	1	1:56.524	24.300	48.202	44.022	257.8	1:12:17.519
22	1	1:55.599	24.262	47.497	43.840	258.4	1:14:13.118
23	1	2:04.458	25.181	52.759	46.518	221.3	1:16:17.576
24	1	1:54.403	24.223	47.460	<b>42.720</b>	258.4	1:18:11.979
25	1	<b>1:54.337</b>	<b>24.094</b>	<b>47.415</b>	42.828	258.4	1:20:06.316
26	1	1:58.950 <b>B</b>	24.527	47.629	46.794	259.6	1:22:05.266
27	1	<b>5:14.077</b> <b>B</b>	2:08.385	1:45.347	1:20.345	80.8	1:27:19.343

**7** **Haupt Racing Team** Mercedes AMG GT3  
 1. Al Faisal AL ZUBAIR GT  
 2. Luca STOLZ 3. Martin KONRAD

1	3	3:40.273	2:04.076	50.803	45.394	248.3	3:40.273
2	3	2:01.171	24.616	48.659	47.896	255.3	5:41.444
3	3	1:54.536	24.191	47.674	42.671	258.4	7:35.980
4	3	2:04.148	24.960	50.005	49.183	258.4	9:40.128
5	3	1:55.597	24.309	47.388	43.900	258.4	11:35.725
6	3	1:58.810	24.130	47.371	47.309	258.4	13:34.535
7	3	2:00.711	24.016	47.788	48.907	259.0	15:35.246
8	3	1:58.549 <b>B</b>	23.964	47.777	46.808	260.2	17:33.795
9	1	9:04.308	7:18.207	56.799	49.302	247.7	26:38.103
10	1	1:54.354	24.154	47.772	42.428	259.0	28:32.457
11	1	1:53.645	23.889	47.312	42.444	259.0	30:26.102
12	1	1:53.991	24.000	47.568	<b>42.423</b>	259.0	32:20.093
13	1	1:57.596	24.108	48.133	45.355	257.8	34:17.689
14	1	1:57.572 <b>B</b>	24.194	47.542	45.836	252.3	36:15.261
15	2	3:50.332	2:12.759	47.658	49.915	255.9	40:05.593
16	2	1:57.124	24.262	50.065	42.797	250.6	42:02.717
17	2	1:53.893	23.924	47.528	42.441	254.1	43:56.610
18	2	1:53.907	23.850	47.316	42.741	258.4	45:50.517
19	2	<b>1:53.429</b>	<b>23.780</b>	<b>47.144</b>	42.505	259.0	47:43.946
20	2	1:56.882 <b>B</b>	23.879	47.352	45.651	258.4	49:40.828
21	2	6:22.452	4:48.493	48.494	45.465	257.1	56:03.280
22	2	1:54.344	24.234	47.409	42.701	258.4	57:57.624
23	2	1:53.889	23.905	47.266	42.718	259.0	59:51.513
24	2	2:01.749	24.310	50.957	46.482	212.6	1:01:53.262





## Asian Le Mans Series 4 Hours of Abu Dhabi Free Practice 1

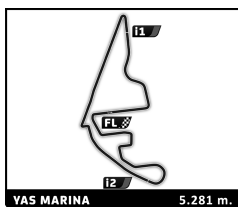
### Sector Analysis

VAS MARINA 5.281 m.

Lap under Red Flag    Invalidated Lap    Personal Best    Session Best    B Crossing the pit lane

Lap	D	Time	Sector 1	Sector 2	Sector 3	T. Spd	Elapsed	Lap	D	Time	Sector 1	Sector 2	Sector 3	T. Spd	Elapsed
25	2	1:53.816	24.062	47.278	42.476	257.8	1:03:47.078	2	3	1:56.800	23.575	50.634	42.591	258.4	4:38.040
26	2	1:53.636	23.887	47.226	42.523	259.6	1:05:40.714	3	3	1:52.535	22.984	46.941	42.610	268.0	6:30.575
27	2	1:58.305B	24.118	48.080	46.107	211.4	1:07:39.019	4	3	1:52.422	24.151	46.449	41.822	265.4	8:22.997
28	2	9:05.218	7:25.119	54.446	45.653	177.9	1:16:44.237	5	3	1:51.224	22.515	46.150	42.559	268.0	10:14.221
29	2	1:58.868	25.778	49.301	43.789	220.4	1:18:43.105	6	3	1:55.624	23.663	48.455	43.506	256.5	12:09.845
30	2	2:00.576	24.604	48.278	47.694	218.6	1:20:43.681	7	3	1:49.428	22.646	46.120	40.662	266.0	13:59.273
31	2	1:55.299	24.232	48.266	42.801	246.6	1:22:38.980	8	3	1:49.196	22.629	46.096	40.471	267.3	15:48.469
32	2	2:40.141B	24.074	59.912	1:16.155	258.4	1:25:19.121	9	3	1:57.185B	23.303	46.382	47.500	269.3	17:45.654
<b>8</b> Graff Racing Ligier JS P320 - Nissan 1.Fabrice ROSSELLO 3.Francois HERIAU LMP3 2.Xavier LLOVERAS								10 Getspeed Mercedes AMG GT3 1.Raffaele MARCIELLO 3.Florian SCHOLZE GT 2.Fabian SCHILLER							
1	3	3:32.460	1:58.071	49.569	44.820	217.3	3:32.460	13	3	1:51.322	23.849	46.416	41.057	266.0	26:45.409
2	3	1:54.461	24.641	47.925	41.895	234.8	5:26.921	14	3	1:50.271	22.882	46.495	40.894	268.0	28:35.680
3	3	1:51.438	23.183	46.969	41.286	255.3	7:18.359	15	3	1:54.799B	23.058	46.520	45.221	266.7	30:30.479
4	3	1:51.090	23.017	46.703	41.370	250.0	9:09.449	16	2	3:59.355	2:28.193	48.066	43.096	264.1	34:29.834
5	3	1:54.417	23.177	46.528	44.712	260.9	11:03.866	17	2	1:55.633	23.903	47.071	44.659	264.7	36:25.467
6	3	1:50.652	23.110	46.375	41.167	262.1	12:54.518	18	2	1:55.322	25.009	47.225	43.088	263.4	38:20.789
7	3	1:57.033B	23.228	47.067	46.738	231.3	14:51.551	19	2	1:55.620	23.986	47.196	44.438	262.8	40:16.409
8	1	3:41.238	2:11.460	47.981	41.797	252.3	18:32.789	20	2	1:53.637	23.884	47.378	42.375	263.4	42:10.046
9	1	1:53.315	24.004	47.298	42.013	260.2	20:26.104	21	2	1:54.585	23.786	47.876	42.923	259.6	44:04.631
10	1	1:53.777	23.654	47.169	42.954	260.9	22:19.881	22	2	1:53.047	23.728	46.908	42.411	265.4	45:57.678
11	1	1:54.389	23.991	48.132	42.266	260.2	24:14.270	23	2	1:53.805	23.810	47.176	42.819	260.9	47:51.483
12	1	1:52.593	23.559	47.323	41.711	262.8	26:06.863	24	2	1:53.508	23.663	47.377	42.468	264.1	49:44.991
13	1	1:52.814	23.612	47.305	41.897	260.9	27:59.677	25	2	1:57.343	23.747	47.531	46.065	265.4	51:42.334
14	1	1:52.483	23.577	47.001	41.905	265.4	29:52.160	26	2	1:53.647	24.274	46.918	42.455	264.7	53:35.981
15	1	1:54.737	23.764	48.043	42.930	263.4	31:46.897	27	2	1:52.487	23.572	46.753	42.162	264.1	55:28.468
16	1	1:55.530	25.614	47.257	42.659	263.4	33:42.427	28	2	1:56.575	24.501	48.203	43.871	267.3	57:25.043
17	1	1:59.055B	23.803	47.519	47.733	261.5	35:41.482	29	2	1:56.933B	23.984	46.878	46.071	266.0	59:21.976
18	3	3:47.269	2:17.452	47.796	42.021	250.6	39:28.751	30	1	3:41.990	2:11.590	47.927	42.473	262.1	1:03:03.966
19	3	1:53.348	23.406	47.383	42.559	259.0	41:22.099	31	1	1:54.172	23.845	47.287	43.040	263.4	1:04:58.138
20	3	1:52.766	23.542	47.125	42.099	260.9	43:14.865	32	1	1:54.531	24.348	47.251	42.932	264.1	1:06:52.669
21	3	1:54.340	23.430	47.516	43.394	260.2	45:09.205	33	1	1:54.021	23.672	47.379	42.970	247.7	1:08:46.690
22	3	1:53.080	23.710	47.567	41.803	261.5	47:02.285	34	1	1:55.425	24.105	47.795	43.525	266.0	1:10:42.115
23	3	1:53.831	23.404	47.495	42.932	235.3	48:56.116	35	1	2:01.411B	23.657	47.151	50.603	266.0	1:12:43.526
24	3	1:52.935	23.549	47.136	42.250	259.6	50:49.051	36	1	6:58.755	5:26.521	48.613	43.621	257.1	1:19:42.281
25	3	1:52.410	23.493	47.062	41.855	241.1	52:41.461	37	1	1:54.112	24.029	47.474	42.609	260.9	1:21:36.393
26	3	1:53.245	23.483	47.120	42.642	260.2	54:34.706	38	1	1:53.133	23.799	47.203	42.131	262.8	1:23:29.526
27	3	1:55.760B	23.674	47.027	45.059	261.5	56:30.466	39	1	3:45.578B	32.527	1:46.856	1:26.195	80.2	1:27:15.104
28	2	6:53.949	5:23.403	49.565	40.981	262.8	1:03:24.415								
29	2	1:49.541	22.810	46.095	40.636	264.1	1:05:13.956								
30	2	1:49.654	22.733	46.294	40.627	264.1	1:07:03.610								
31	2	1:49.716	22.866	46.360	40.490	264.7	1:08:53.326								
32	2	1:52.786	22.827	46.344	43.615	264.7	1:10:46.112								
33	2	1:53.828	22.923	46.081	44.824	266.0	1:12:39.940								
34	2	1:50.684	23.039	46.393	41.252	264.1	1:14:30.624								
35	2	1:58.069B	23.395	47.874	46.800	228.3	1:16:28.693								
36	1	3:39.482	2:10.179	47.342	41.961	260.9	1:20:08.175								
37	1	1:53.920	23.851	47.342	42.727	264.1	1:22:02.095								
38	1	2:06.884B	23.828	47.328	55.728	264.7	1:24:08.979								
<b>9</b> Graff Racing Ligier JS P320 - Nissan 1.Eric TROUILLET 3.Belen GARCIA LMP3 2.Sebastien PAGE															
1	3	2:41.240	1:01.711	52.551	46.978	200.0	2:41.240								





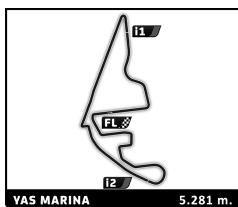
## Asian Le Mans Series 4 Hours of Abu Dhabi Free Practice 1

### Sector Analysis

Lap under Red Flag   Invalidated Lap   Personal Best   Session Best   Crossing the pit lane

Lap	D	Time	Sector 1	Sector 2	Sector 3	T. Spd	Elapsed	Lap	D	Time	Sector 1	Sector 2	Sector 3	T. Spd	Elapsed
13	3	1:56.763	24.876	47.851	44.036	258.4	30:42.056	31	3	1:49.694	22.856	46.018	40.820	268.0	1:05:32.193
14	3	1:56.569	24.492	47.951	44.126	257.8	32:38.625	32	3	1:53.058	22.937	47.101	43.020	265.4	1:07:25.251
15	3	1:55.585	24.353	47.833	43.399	259.6	34:34.210	33	3	1:49.557	22.688	45.986	40.883	267.3	1:09:14.808
16	3	1:56.285	24.472	48.068	43.745	258.4	36:30.495	34	3	1:52.127	22.639	46.754	42.734	263.4	1:11:06.935
17	3	2:02.468 <b>B</b>	24.919	48.013	49.536	259.0	38:32.963	35	3	1:49.575	22.774	46.041	40.760	268.7	1:12:56.510
18	3	10:06.504	8:32.697	48.463	45.344	255.3	48:39.467	36	3	1:55.080 <b>B</b>	22.850	46.899	45.331	265.4	1:14:51.590
19	3	1:56.336	24.739	48.088	43.509	258.4	50:35.803	37	3	3:38.122	2:10.032	46.909	41.181	265.4	1:18:29.712
20	3	2:00.546 <b>B</b>	24.887	48.294	47.365	258.4	52:36.349	38	3	1:53.931	23.059	46.096	44.776	268.0	1:20:23.643
21	2	3:40.660	2:09.161	47.865	43.634	259.0	56:17.009	39	3	1:53.955	22.908	46.461	44.586	263.4	1:22:17.598
22	2	1:55.313	23.992	48.504	42.817	259.6	58:12.322	40	3	2:05.818 <b>B</b>	22.620	45.607	57.591	268.0	1:24:23.416
23	2	1:53.789	23.885	47.354	42.550	259.0	1:00:06.111	<b>15</b> RLR M Sport 1.Amir FEYZULIN 2.Bijoy GARG 3.Andres LATORRE LMP3 Ligier JS P320 - Nissan							
24	2	1:54.061	23.920	47.452	42.689	259.6	1:02:00.172	1	2	2:31.451	53.402	53.848	44.201	217.3	2:31.451
25	2	1:56.500 <b>B</b>	23.959	47.386	45.155	260.9	1:03:56.672	2	2	1:57.171	24.338	49.380	43.453	243.8	4:28.622
26	2	3:40.309	2:08.853	47.945	43.511	228.3	1:07:36.981	3	2	1:53.743	24.062	46.579	43.102	266.0	6:22.365
27	2	1:56.531	23.928	47.372	45.231	259.0	1:09:33.512	4	2	1:50.433	22.985	46.338	41.110	265.4	8:12.798
28	2	1:53.982	24.098	47.349	42.535	258.4	1:11:27.494	5	2	1:52.418	23.514	47.454	41.450	251.7	10:05.216
29	2	1:57.852 <b>B</b>	24.017	47.711	46.124	260.2	1:13:25.346	6	2	1:50.383	22.917	46.214	41.252	266.0	11:55.599
30	2	7:45.097	6:12.926	47.797	44.374	257.1	1:21:10.443	7	2	1:50.947	22.979	46.204	41.764	266.0	13:46.546
31	2	1:53.997	23.961	47.622	42.414	260.9	1:23:04.440	8	2	1:53.920 <b>B</b>	23.073	46.065	44.782	264.7	15:40.466
32	2	3:13.504 <b>B</b>	23.770	1:33.125	1:16.609	79.1	1:26:17.944	9	1	3:55.892	2:23.262	49.044	43.586	260.2	19:36.358
<b>11</b> WTM by Rinaldi Racing 1.Torsten KRATZ 2.Leonard WEISS 3.Nicolas VARRONE LMP3 Duquaine M30 - D08 - Nissan								10	1	1:56.407	24.327	49.018	43.062	262.1	21:32.765
1	2	3:59.187	2:26.794	48.858	43.535	252.9	3:59.187	11	1	1:54.380	24.075	47.431	42.874	266.0	23:27.145
2	2	1:51.346	23.530	46.873	40.943	263.4	5:50.533	12	1	1:54.566	24.033	47.657	42.876	264.1	25:21.711
3	2	1:50.501	23.122	46.846	40.533	266.0	7:41.034	13	1	1:56.184	24.582	47.495	44.107	265.4	27:17.895
4	2	1:49.685	22.890	46.004	40.791	268.7	9:30.719	14	1	1:55.317	23.937	47.289	44.091	268.0	29:13.212
5	2	1:50.933	24.072	46.416	40.445	267.3	11:21.652	15	1	1:54.505	24.076	47.369	43.060	263.4	31:07.717
6	2	1:49.441	23.042	46.138	40.261	266.7	13:11.093	16	1	1:56.375	24.057	47.201	45.117	264.1	33:04.092
7	2	2:07.718 <b>B</b>	22.719	59.725	45.274	239.5	15:18.811	17	1	1:55.061	25.099	47.185	42.777	266.0	34:59.153
8	2	3:39.330	2:09.061	46.698	43.571	264.7	18:58.141	18	1	2:06.689 <b>B</b>	25.134	48.508	53.047	244.3	37:05.842
9	2	1:50.243	23.033	46.409	40.801	266.0	20:48.384	19	3	3:52.238	2:13.393	49.758	49.087	254.7	40:58.080
10	2	1:52.271	23.006	46.652	42.613	256.5	22:40.655	20	3	2:01.334	25.496	49.288	46.550	259.0	42:59.414
11	2	1:52.950	23.595	47.124	42.231	266.7	24:33.605	21	3	1:59.299	25.369	48.782	45.148	261.5	44:58.713
12	2	1:52.370	23.539	47.257	41.574	266.0	26:25.975	22	3	1:59.177	25.158	48.522	45.497	256.5	46:57.890
13	2	1:53.596	23.585	47.830	42.181	270.7	28:19.571	23	3	2:22.837	25.977	49.167	1:07.693	257.1	49:20.727
14	2	1:54.479 <b>B</b>	23.218	46.551	44.710	268.0	30:14.050	24	3	2:21.258 <b>B</b>	30.376	53.295	57.587	231.8	51:41.985
15	1	3:46.239	2:13.926	49.075	43.238	256.5	34:00.289	25	3	12:28.234	...	51.389	47.460	233.8	1:04:10.219
16	1	1:51.473	23.064	46.605	41.804	265.4	35:51.762	26	3	2:01.574	26.067	50.035	45.472	250.6	1:06:11.793
17	1	1:49.769	22.883	46.142	40.744	266.0	37:41.531	27	3	1:59.537	25.269	48.640	45.628	257.1	1:08:11.330
18	1	1:55.783	23.494	46.167	46.122	265.4	39:37.314	28	3	1:59.383	25.512	48.347	45.524	260.9	1:10:10.713
19	1	1:50.291	23.024	46.189	41.078	266.7	41:27.605	29	3	2:00.332	25.478	48.941	45.913	262.8	1:12:11.045
20	1	1:52.631	22.916	47.630	42.085	257.1	43:20.236	30	3	2:01.742	25.609	48.509	47.624	259.6	1:14:12.787
21	1	1:51.003	22.989	46.694	41.320	267.3	45:11.239	31	3	1:59.323	25.226	48.227	45.870	260.9	1:16:12.110
22	1	1:51.487	22.892	46.500	42.095	261.5	47:02.726	32	3	2:04.225	25.634	48.845	49.746	245.5	1:18:16.335
23	1	1:52.457	23.289	46.838	42.330	266.7	48:55.183	33	3	2:02.060	25.509	48.718	47.833	259.0	1:20:18.395
24	1	1:49.837	22.861	46.107	40.869	268.0	50:45.020	34	3	2:00.748	25.806	49.071	45.871	248.3	1:22:19.143
25	1	1:50.982	22.716	46.367	41.899	268.0	52:36.002	35	3	2:40.119 <b>B</b>	28.064	50.860	1:21.195	252.9	1:24:59.262
26	1	1:51.601	24.003	46.402	41.196	266.7	54:27.603	<b>16</b> Getspeed 1.Bihuang ZHOU 2.Zhongwei WANG 3.Alexandre IMPERATORI GT Mercedes AMG GT3							
27	1	1:49.973	22.863	46.034	41.076	268.0	56:17.576	1	3	3:56.724	2:16.934	52.022	47.768	216.9	3:56.724
28	1	1:56.577 <b>B</b>	23.651	47.190	45.736	267.3	58:14.153	2	3	1:59.993	26.013	49.291	44.689	247.1	5:56.717
29	3	3:36.539	2:08.587	46.561	41.391	262.8	1:01:50.692								
30	3	1:51.807	22.769	46.546	42.492	266.7	1:03:42.499								





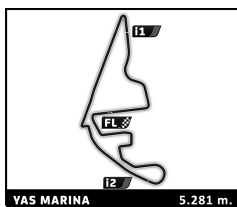
## Asian Le Mans Series 4 Hours of Abu Dhabi Free Practice 1

### Sector Analysis

Lap under Red Flag    Invalidated Lap    Personal Best    Session Best    B Crossing the pit lane

Lap	D	Time	Sector 1	Sector 2	Sector 3	T. Spd	Elapsed	Lap	D	Time	Sector 1	Sector 2	Sector 3	T. Spd	Elapsed
3	3	1:54.706	24.155	47.416	43.135	257.8	7:51.423	17	2	1:51.322	23.453	46.527	41.342	265.4	37:10.324
4	3	1:54.028	23.995	47.511	42.522	257.8	9:45.451	18	2	1:51.589	22.945	46.974	41.670	264.7	39:01.913
5	3	1:54.232	24.209	47.617	42.406	258.4	11:39.683	19	2	1:57.279B	23.734	47.362	46.183	266.0	40:59.192
6	3	1:57.885	24.184	47.897	45.804	257.1	13:37.568	20	1	4:16.351	2:46.681	48.006	41.664	259.0	45:15.543
7	3	1:54.248	24.226	47.441	42.581	257.8	15:31.816	21	1	1:52.263	23.699	46.809	41.755	264.1	47:07.806
8	3	1:57.009	24.059	47.510	45.440	257.8	17:28.825	22	1	1:58.389	22.922	47.196	48.271	264.1	49:06.195
9	3	1:56.228	24.197	47.487	44.544	259.0	19:25.053	23	1	1:54.467	25.384	47.656	41.427	267.3	51:00.662
10	3	1:54.522	24.034	47.431	43.057	257.8	21:19.575	24	1	1:52.360	23.973	46.905	41.482	266.7	52:53.022
11	3	1:57.894B	24.052	47.554	46.288	257.8	23:17.469	25	1	1:51.330	23.545	46.416	41.369	264.1	54:44.352
12	1	3:56.882	2:19.112	49.314	48.456	254.1	27:14.351	26	1	1:51.529	23.041	47.172	41.316	264.7	56:35.881
13	1	2:00.856	25.589	48.260	47.007	257.1	29:15.207	27	1	1:50.782	23.465	46.382	40.935	264.7	58:26.663
14	1	1:56.060	24.494	48.038	43.528	256.5	31:11.267	28	1	1:51.085	22.723	46.755	41.607	265.4	1:00:17.748
15	1	1:58.516	25.196	48.307	45.013	256.5	33:09.783	29	1	1:52.270	23.738	46.663	41.869	266.7	1:02:10.018
16	1	1:56.119	24.558	48.072	43.489	257.1	35:05.902	30	1	1:52.179	23.310	47.091	41.778	266.7	1:04:02.197
17	1	1:56.645	24.610	48.401	43.634	257.1	37:02.547	31	1	1:51.882	23.041	46.954	41.887	266.0	1:05:54.079
18	1	1:55.457	24.205	47.769	43.483	257.1	38:58.004	32	1	1:54.137	24.034	46.531	43.572	265.4	1:07:48.216
19	1	1:56.915	24.352	48.341	44.222	257.1	40:54.919	33	1	1:51.209	23.081	46.752	41.376	264.7	1:09:39.425
20	1	1:56.965	24.479	48.481	44.005	257.8	42:51.884	34	1	1:54.281B	23.013	46.799	44.469	265.4	1:11:33.706
21	1	1:57.942	25.314	48.230	44.398	258.4	44:49.826	35	3	4:20.023	2:52.272	46.649	41.102	262.1	1:15:53.729
22	1	1:56.422	24.591	48.286	43.545	257.8	46:46.248	36	3	1:50.153	22.978	46.279	40.896	264.1	1:17:43.882
23	1	2:11.146B	27.867	51.371	51.908	158.4	48:57.394	37	3	1:49.888	22.997	46.248	40.643	264.7	1:19:33.770
24	2	4:27.185	2:46.123	51.670	49.392	254.1	53:24.579	38	3	1:50.404	22.931	46.597	40.876	266.0	1:21:24.174
25	2	2:01.594	26.985	48.924	45.685	255.3	55:26.173	39	3	1:49.343	22.377	46.418	40.548	266.0	1:23:13.517
26	2	2:02.814	25.412	50.912	46.490	255.9	57:28.987	40	3	3:20.256B	22.801	1:37.837	1:19.618	80.1	1:26:33.773
27	2	1:58.982	25.270	48.605	45.107	256.5	59:27.969	<b>18</b> 360 Racing 1.Frederic JOUSSET    3.Ross KAISER 2.Sebastian ALVAREZ    LMP3 Ligier JS P320 - Nissan							
28	2	2:04.290	27.496	49.464	47.330	255.9	1:01:32.259	1	2	2:39.291	1:01.882	51.215	46.194	208.9	2:39.291
29	2	1:58.752	25.380	48.708	44.664	255.9	1:03:31.011	2	2	1:52.945	23.828	47.462	41.655	254.7	4:32.236
30	2	2:08.028B	25.277	48.724	54.027	256.5	1:05:39.039	3	2	1:51.781	23.167	46.871	41.743	263.4	6:24.017
31	2	7:52.151	6:14.706	50.987	46.458	250.0	1:13:31.190	4	2	1:50.576	22.995	46.188	41.393	267.3	8:14.593
32	2	2:01.773	26.191	49.656	45.926	254.1	1:15:32.963	5	2	1:50.913	23.046	47.119	40.748	264.7	10:05.506
33	2	1:58.666	25.161	48.753	44.752	256.5	1:17:31.629	6	2	1:53.574	23.039	46.137	44.398	266.7	11:59.080
34	2	1:58.231	25.181	48.512	44.538	255.9	1:19:29.860	7	2	1:49.986	22.677	46.086	41.223	261.5	13:49.066
35	2	2:04.826B	24.885	48.636	51.305	257.8	1:21:34.686	8	2	1:53.154B	22.765	46.260	44.129	262.8	15:42.220
36	2	3:30.548B	1:21.337	49.289	1:19.922	254.7	1:25:05.234	9	1	4:02.822	2:29.584	49.094	44.144	254.1	19:45.042
<b>17</b> COOL Racing 1.Cedric OLTRAMARE    3.Marcos SIEBERT 2.Adrien CHILA    LMP3 Ligier JS P320 - Nissan								10	1	1:56.691	24.613	48.206	43.872	260.2	21:41.733
1	3	2:26.458	50.068	52.462	43.928	191.2	2:26.458	11	1	1:55.164	24.053	47.488	43.623	262.8	23:36.897
2	3	1:51.151	23.485	46.875	40.791	260.9	4:17.609	12	1	1:55.233	24.052	47.987	43.194	263.4	25:32.130
3	3	1:48.630	22.281	46.355	39.994	265.4	6:06.239	13	1	1:55.515	24.078	47.789	43.648	262.1	27:27.645
4	3	1:59.500	22.005	46.629	50.866	266.7	8:05.739	14	1	1:54.634	24.122	47.453	43.059	262.8	29:22.279
5	3	1:47.986	22.477	45.429	40.080	266.7	9:53.725	15	1	1:55.738	24.226	48.193	43.319	261.5	31:18.017
6	3	1:56.196B	23.473	47.063	45.660	266.0	11:49.921	16	1	2:19.234	24.151	47.334	1:07.749	260.9	33:37.251
7	2	6:31.021	5:00.926	47.437	42.658	260.2	18:20.942	17	1	2:01.195	26.089	48.143	46.963	254.1	35:38.446
8	2	1:53.547	23.721	47.532	42.294	262.8	20:14.489	18	1	2:05.507B	24.744	48.481	52.282	261.5	37:43.953
9	2	1:52.568	23.981	46.727	41.860	262.8	22:07.057	19	3	4:16.132	2:45.639	47.763	42.730	259.6	42:00.085
10	2	1:52.622	23.810	46.654	42.158	264.7	23:59.679	20	3	1:52.089	23.774	46.658	41.657	261.5	43:52.174
11	2	1:55.037	23.179	47.530	44.328	260.2	25:54.716	21	3	1:50.885	22.854	46.682	41.349	264.1	45:43.059
12	2	1:53.877	24.829	46.987	42.061	263.4	27:48.593	22	3	1:54.740	23.497	47.978	43.265	254.1	47:37.799
13	2	1:52.344	23.124	47.070	42.150	264.1	29:40.937	23	3	1:54.424	24.045	47.547	42.832	260.2	49:32.223
14	2	1:51.917	23.213	47.038	41.666	263.4	31:32.854	24	3	1:51.462	23.084	46.961	41.417	265.4	51:23.685
15	2	1:52.551	23.595	46.769	42.187	264.1	33:25.405	25	3	1:50.855	22.999	46.820	41.036	268.7	53:14.540
16	2	1:53.597	23.208	47.151	43.238	266.7	35:19.002	26	3	1:50.129	22.923	46.333	40.873	263.4	55:04.669





## Asian Le Mans Series 4 Hours of Abu Dhabi Free Practice 1

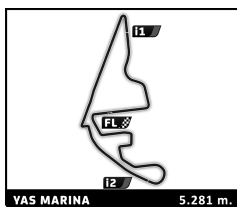
### Sector Analysis

VAS MARINA 5.281 m.

Lap under Red Flag    Invalidated Lap    Personal Best    Session Best    Crossing the pit lane

Lap	D	Time	Sector 1	Sector 2	Sector 3	T. Spd	Elapsed	Lap	D	Time	Sector 1	Sector 2	Sector 3	T. Spd	Elapsed
27	3	1:55.321 <b>B</b>	23.503	46.217	45.601	264.1	56:59.990	37	3	1:56.230	24.285	48.152	43.793	253.5	1:17:53.822
28	1	4:12.547	2:37.411	49.668	45.468	257.8	1:01:12.537	38	3	1:54.538	24.172	47.444	42.922	259.0	1:19:48.360
29	1	1:56.919	24.745	48.036	44.138	259.0	1:03:09.456	39	3	1:54.454	24.055	47.453	42.946	259.6	1:21:42.814
30	1	1:57.780	24.932	48.613	44.235	259.6	1:05:07.236	40	3	<b>2:18.676 B</b>	24.164	47.426	1:07.086	257.1	1:24:01.490
31	1	1:56.228	24.444	48.061	43.723	259.0	1:07:03.464	<b>20</b> Herberth Motorsport Porsche 911 GT3 R 1.Nicolas LEUTWILER 3.Matteo CAIROLI GT 2.Mikkel PEDERSEN							
32	1	1:57.549	24.524	48.903	44.122	227.8	1:09:01.013	1	1	3:31.435	1:38.165	1:02.794	50.476	175.0	3:31.435
33	1	1:58.815	25.382	48.839	44.594	257.1	1:10:59.828	2	1	2:03.361	25.451	50.606	47.304	212.6	5:34.796
34	1	1:57.202	24.635	48.283	44.284	250.6	1:12:57.030	3	1	1:55.912	24.477	47.807	43.628	259.0	7:30.708
35	1	1:57.543	24.020	48.296	45.227	261.5	1:14:54.573	4	1	2:03.779	26.420	49.106	48.253	238.9	9:34.487
36	1	1:57.042	25.121	48.022	43.899	262.1	1:16:51.615	5	1	1:57.203	24.572	47.727	44.904	258.4	11:31.690
37	1	1:56.771	24.872	47.942	43.957	260.2	1:18:48.386	6	1	1:58.630	26.199	48.275	44.156	256.5	13:30.320
38	1	2:00.419	24.742	47.741	47.936	264.7	1:20:48.805	7	1	1:58.874	26.789	48.184	43.901	257.8	15:29.194
39	1	1:56.844	24.755	48.188	43.901	259.6	1:22:45.649	8	1	1:57.463	24.539	47.783	45.141	260.2	17:26.657
40	1	<b>2:49.525 B</b>	24.760	1:03.664	1:21.101	257.1	1:25:35.174	9	1	2:01.213 <b>B</b>	25.204	48.059	47.950	257.8	19:27.870
<b>19</b> Leipert Motorsport Lamborghini Huracan GT3 Evo 1.Gabriel RINDONE 3.Marco MAPELLI GT 2.Brendon LEITCH								10	2	3:42.479	2:10.175	47.964	44.340	258.4	23:10.349
1	2	4:23.930	2:44.757	52.611	46.562	216.0	4:23.930	11	2	1:54.165	23.990	47.573	42.602	257.1	25:04.514
2	2	2:10.059	26.549	49.656	53.854	256.5	6:33.989	12	2	1:54.129	<b>23.954</b>	47.359	42.816	257.1	26:58.643
3	2	1:54.665	24.881	47.570	<b>42.214</b>	259.0	8:28.654	13	2	<b>1:53.836</b>	23.970	<b>47.316</b>	42.550	257.8	28:52.479
4	2	<b>1:53.703</b>	23.992	47.370	42.341	259.0	10:22.357	14	2	1:54.014	24.011	47.499	42.504	257.1	30:46.493
5	2	1:54.236	23.989	47.690	42.557	262.1	12:16.593	15	2	1:57.919	24.363	49.881	43.675	252.9	32:44.412
6	2	1:53.907	24.070	47.468	42.369	258.4	14:10.500	16	2	1:54.822	24.216	47.683	42.923	254.7	34:39.234
7	2	1:54.080	24.029	47.322	42.729	259.0	16:04.580	17	2	1:55.372	24.433	47.604	43.335	254.1	36:34.606
8	2	1:54.237	24.169	47.322	42.746	259.6	17:58.817	18	2	2:00.031 <b>B</b>	24.987	48.393	46.651	260.2	38:34.637
9	2	1:54.406	24.068	47.325	43.013	259.6	19:53.223	19	3	10:34.685	8:25.282	1:07.225	1:02.178	151.3	49:09.322
10	2	1:54.946	24.096	47.473	43.377	259.0	21:48.169	20	3	2:28.330	28.573	1:00.921	58.836	123.4	51:37.652
11	2	1:54.190	24.151	47.419	42.620	260.2	23:42.359	21	3	2:12.716	30.400	56.248	46.068	133.2	53:50.368
12	2	1:54.334	24.192	47.416	42.726	257.8	25:36.693	22	3	2:02.753	25.791	51.989	44.973	184.6	55:53.121
13	2	1:54.741	24.245	47.529	42.967	259.6	27:31.434	23	3	1:55.587	24.424	48.376	42.787	257.1	57:48.708
14	2	1:55.363	24.597	47.623	43.143	259.6	29:26.797	24	3	2:14.693	27.457	1:00.029	47.207	128.3	1:00:03.401
15	2	1:55.051	24.542	47.483	43.026	261.5	31:21.848	25	3	1:54.813	24.208	47.794	42.811	257.1	1:01:58.214
16	2	1:55.193	24.167	47.916	43.110	259.6	33:17.041	26	3	1:54.204	24.317	47.517	<b>42.370</b>	257.1	1:03:52.418
17	2	1:54.258	24.118	47.257	42.883	259.6	35:11.299	27	3	1:56.209	24.112	47.621	44.476	258.4	1:05:48.627
18	2	1:54.480	24.175	<b>47.253</b>	43.052	259.0	37:05.779	28	3	1:56.772 <b>B</b>	24.327	47.557	44.888	257.1	1:07:45.399
19	2	1:54.506	24.187	47.442	42.877	258.4	39:00.285	29	1	3:24.169	1:51.331	48.709	44.129	252.9	1:11:09.568
20	2	1:54.995	<b>23.936</b>	47.459	43.600	262.8	40:55.280	30	1	2:10.588	25.021	1:01.037	44.530	250.0	1:13:20.156
21	2	1:55.360	24.439	47.615	43.306	261.5	42:50.640	31	1	1:57.720	24.820	48.731	44.169	255.9	1:15:17.876
22	2	1:54.950	24.245	47.752	42.953	257.8	44:45.590	32	1	1:57.781	25.225	48.516	44.040	256.5	1:17:15.657
23	2	1:54.627	24.109	47.717	42.801	258.4	46:40.217	33	1	1:58.892	25.319	49.034	44.539	255.9	1:19:14.549
24	2	1:55.878	24.116	48.192	43.570	258.4	48:36.095	34	1	1:56.941	24.923	48.115	43.903	259.6	1:21:11.490
25	2	1:59.035 <b>B</b>	25.143	47.591	46.301	259.0	50:35.130	35	1	1:58.344	24.615	48.718	45.011	260.2	1:23:09.834
26	1	4:09.026	2:33.343	49.299	46.384	255.9	54:44.156	36	1	<b>3:21.712 B</b>	24.867	1:38.301	1:18.544	77.4	1:26:31.546
27	1	1:59.938	25.896	48.518	45.524	256.5	56:44.094	<b>21</b> AF Corse Ferrari 488 GT3 1.Stefano CONSTANTINI 3.Miguel MOLINA GT 2.Simon MANN							
28	1	2:02.884	26.894	49.237	46.753	233.8	58:46.978	1	3	5:11.298	3:33.717	51.158	46.423	216.0	5:11.298
29	1	1:59.027	25.460	48.274	45.293	254.7	1:00:46.005	2	3	1:56.714	25.110	48.234	43.370	254.7	7:08.012
30	1	1:57.936	25.481	48.114	44.341	257.1	1:02:43.941	3	3	1:54.341	24.042	47.830	42.469	256.5	9:02.353
31	1	1:58.864	25.321	48.456	45.087	257.1	1:04:42.805	4	3	<b>1:53.902</b>	<b>24.017</b>	<b>47.424</b>	42.461	257.1	10:56.255
32	1	1:58.498	25.318	48.593	44.587	257.1	1:06:41.303	5	3	2:05.268	24.206	56.449	44.613	176.8	13:01.523
33	1	2:01.731	25.618	49.925	46.188	193.2	1:08:43.034	6	3	1:54.039	24.125	47.481	<b>42.433</b>	256.5	14:55.562
34	1	2:05.801 <b>B</b>	26.018	48.353	51.430	255.9	1:10:48.835	7	3	2:00.139 <b>B</b>	24.377	48.081	47.681	258.4	16:55.701
35	3	3:13.779	1:42.041	48.105	43.633	258.4	1:14:02.614								
36	3	1:54.978	24.268	47.516	43.194	259.0	1:15:57.592								





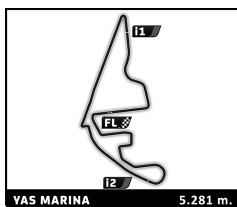
## Asian Le Mans Series 4 Hours of Abu Dhabi Free Practice 1

### Sector Analysis

Lap under Red Flag   Invalidated Lap   Personal Best   Session Best   B Crossing the pit lane

Lap	D	Time	Sector 1	Sector 2	Sector 3	T. Spd	Elapsed	Lap	D	Time	Sector 1	Sector 2	Sector 3	T. Spd	Elapsed	
8	2	3:37.843	B	2:02.586	48.715	46.542	253.5	20	1	1:47.802	21.440	44.226	42.136	282.0	42:49.524	
9	2	2:24.240		52.477	48.154	43.609	255.9	21	1	1:42.977	21.149	44.141	<b>37.687</b>	280.5	44:32.501	
10	2	1:56.060		24.568	48.108	43.384	258.4	22	1	1:44.120	21.157	43.978	38.985	281.2	46:16.621	
11	2	1:56.529		25.100	48.097	43.332	256.5	23	1	1:47.869	22.126	45.010	40.733	266.7	48:04.490	
12	2	1:55.444		24.493	47.700	43.251	258.4	24	1	1:45.308	21.289	43.944	40.075	281.2	49:49.798	
13	2	1:56.719		24.783	48.067	43.869	256.5	25	1	1:47.655	22.932	44.380	40.343	280.5	51:37.453	
14	2	1:56.972		24.408	48.009	44.555	252.9	26	1	1:46.047	21.205	44.962	39.880	279.8	53:23.500	
15	2	1:57.469		24.587	48.812	44.070	243.8	27	1	1:44.150	21.215	44.518	38.417	281.2	55:07.650	
16	2	1:56.447		24.757	48.280	43.410	248.3	28	1	1:44.814	21.165	44.395	39.254	282.0	56:52.464	
17	2	1:56.501		24.655	48.227	43.619	250.0	29	1	1:44.431	21.314	43.974	39.143	282.0	58:36.895	
18	2	1:56.435		24.590	48.313	43.532	248.3	30	1	1:43.219	<b>21.132</b>	44.024	38.063	280.5	1:00:20.114	
19	2	1:56.984		24.867	48.529	43.588	256.5	31	1	1:49.069	B	21.586	44.913	42.570	279.1	1:02:09.183
20	2	1:56.632		24.756	48.040	43.836	255.9	32	2	5:12.529	3:45.718	46.526	40.285	270.0	1:07:21.712	
21	2	1:56.220		24.564	48.310	43.346	255.9	33	2	1:44.388	21.703	44.096	38.589	278.4	1:09:06.100	
22	2	1:57.072		24.847	48.037	44.188	257.1	34	2	1:44.094	21.583	44.305	38.206	279.1	1:10:50.194	
23	2	1:56.068		24.501	48.102	43.465	256.5	35	2	1:46.334	21.698	44.209	40.427	281.2	1:12:36.528	
24	2	1:56.150		24.541	48.107	43.502	257.1	36	2	1:45.886	21.555	44.460	39.871	279.8	1:14:22.414	
25	2	1:59.521	B	24.902	48.273	46.346	255.3	37	2	1:44.922	21.586	44.275	39.061	280.5	1:16:07.336	
26	1	3:43.272		2:09.469	48.517	45.286	253.5	38	2	1:44.690	21.390	44.293	39.007	279.8	1:17:52.026	
27	1	1:56.011		24.478	48.171	43.362	256.5	39	2	1:44.485	21.555	44.676	38.254	280.5	1:19:36.511	
28	1	1:55.700		24.318	47.883	43.499	256.5	40	2	1:44.732	21.560	44.710	38.462	279.8	1:21:21.243	
29	1	1:55.625		24.508	47.817	43.300	256.5	41	2	1:45.980	21.533	44.126	40.321	281.2	1:23:07.223	
30	1	1:56.390		24.456	47.819	44.115	257.8	42	2	<b>3:09.209</b>	B	21.648	1:30.551	1:17.010	81.1	1:26:16.432
31	1	2:04.108	B	24.757	48.995	50.356	255.3	<b>23</b> <b>United Autosports</b> Oreca 07 - Gibson								
32	3	5:08.089		3:36.572	48.325	43.192	257.8	1.Yasser SHAHIN 3.Oliver JARVIS LMP2								
33	3	1:56.506		24.237	48.048	44.221	259.0	2.Garnet PATTERSON								
34	3	1:56.701		25.170	48.259	43.272	250.6	1	1	2:19.384	42.926	51.258	45.200	175.3	2:19.384	
35	3	1:55.889		24.459	47.727	43.703	259.6	2	1	1:56.643	24.769	48.438	43.436	233.8	4:16.027	
36	3	1:56.047		24.548	48.173	43.326	261.5	3	1	1:46.318	21.830	44.750	39.738	277.6	6:02.345	
37	3	1:55.082		24.119	47.763	43.200	257.8	4	1	1:47.350	21.674	45.103	40.573	257.1	7:49.695	
38	3	<b>2:27.024</b>	B	24.498	48.215	1:14.311	260.9	5	1	1:50.768	22.448	45.250	43.070	274.8	9:40.463	
<b>22</b> <b>United Autosports</b> Oreca 07 - Gibson								1.Philip HANSON 3.James MCGUIRE LMP2								
2.Paul DI RESTA																
1	3	4:06.416		2:32.604	49.791	44.021	214.3	6	1	1:48.641	21.854	44.447	42.340	276.9	11:29.104	
2	3	1:52.497		23.612	46.879	42.006	260.2	7	1	1:45.819	21.529	44.344	39.946	279.1	13:14.923	
3	3	1:53.769		23.969	47.724	42.076	246.0	8	1	1:45.174	21.370	44.234	39.570	279.1	15:00.097	
4	3	2:17.009	B	39.796	49.697	47.516	238.4	9	1	2:10.766	B	23.551	50.805	56.410	250.6	17:10.863
5	3	3:15.326		1:46.720	47.075	41.531	240.0	10	2	5:06.246	3:37.501	44.749	43.996	272.7	22:17.109	
6	3	1:51.856		23.038	46.982	41.836	265.4	11	2	1:45.224	21.819	44.796	38.609	279.1	24:02.333	
7	3	1:52.244		23.407	46.737	42.100	273.4	12	2	1:45.128	21.596	44.687	38.845	279.1	25:47.461	
8	3	1:52.367		23.433	46.403	42.531	275.5	13	2	1:44.515	21.687	44.217	38.611	279.8	27:31.976	
9	3	1:55.363		24.435	46.512	44.416	275.5	14	2	1:45.260	22.317	44.389	38.554	282.7	29:17.236	
10	3	1:52.897		24.585	46.423	41.889	273.4	15	2	1:45.885	22.311	44.691	38.883	277.6	31:03.121	
11	3	1:50.976		22.641	46.613	41.722	271.4	16	2	1:44.321	21.631	44.216	38.474	280.5	32:47.442	
12	3	1:52.709		22.930	47.661	42.118	270.0	17	2	1:46.678	21.675	45.247	39.756	270.0	34:34.120	
13	3	1:54.021		23.046	48.213	42.762	272.0	18	2	1:45.566	21.736	44.666	39.164	267.3	36:19.686	
14	3	1:59.103	B	24.100	46.311	48.692	271.4	19	2	1:44.692	21.508	44.237	38.947	275.5	38:04.378	
15	1	3:37.223		2:10.558	46.631	40.034	254.7	20	2	1:44.687	22.001	44.115	38.571	278.4	39:49.065	
16	1	1:45.468		22.223	44.366	38.879	277.6	21	2	1:45.676	22.340	44.748	38.588	279.8	41:34.741	
17	1	1:45.187		21.244	43.967	39.976	279.1	22	2	1:45.091	21.505	44.528	39.058	276.9	43:19.832	
18	1	<b>1:42.821</b>		21.342	<b>43.758</b>	37.721	279.1	23	2	1:46.231	21.556	44.381	40.294	280.5	45:06.063	
19	1	1:44.470		21.271	44.122	39.077	280.5	24	2	1:45.527	21.336	44.349	39.842	282.0	46:51.590	
								25	2	1:45.719	21.927	44.682	39.110	280.5	48:37.309	
								26	2	1:44.352	21.853	44.177	38.322	281.2	50:21.661	
								27	2	<b>1:44.222</b>	<b>20.888</b>	45.000	38.334	282.7	52:05.883	





## Asian Le Mans Series 4 Hours of Abu Dhabi Free Practice 1

### Sector Analysis

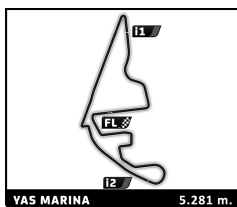
VAS MARINA 5.281 m.

Lap under Red Flag    Invalidated Lap    Personal Best    Session Best    Crossing the pit lane

Lap	D	Time	Sector 1	Sector 2	Sector 3	T. Spd	Elapsed	Lap	D	Time	Sector 1	Sector 2	Sector 3	T. Spd	Elapsed		
28	2	1:44.428	21.559	44.061	38.808	280.5	53:50.311	<b>25</b> Algarve Pro Racing 1.John FALB 2.James ALLEN	Oreca 07 - Gibson LMP2						3.Kyffin SIMPSON		
29	2	1:44.366	21.283	<b>43.983</b>	39.100	282.7	55:34.677		1 2	2:22.076	50.922	49.772	41.382	191.2	2:22.076		
30	2	1:45.627	21.458	45.041	39.128	250.0	57:20.304		2 2	1:45.709	22.335	45.475	37.899	272.7	4:07.785		
31	2	1:51.453	<b>B</b> 21.316	44.621	45.516	282.0	59:11.757		3 2	1:45.682	22.352	44.248	39.082	279.8	5:53.467		
32	3	6:35.364	5:09.706	45.067	40.591	261.5	1:05:47.121	4 2	1:43.612	21.396	44.472	<b>37.744</b>	279.1	7:37.079			
33	3	1:47.824	21.734	45.218	40.872	265.4	1:07:34.945	5 2	1:47.969	23.419	44.421	40.129	266.7	9:25.048			
34	3	1:44.278	21.658	44.309	<b>38.311</b>	280.5	1:09:19.223	6 2	1:44.091	<b>20.701</b>	44.147	39.243	280.5	11:09.139			
35	3	1:45.806	21.458	44.298	40.050	279.1	1:11:05.029	7 2	1:48.852	<b>B</b> 21.946	44.306	42.600	274.1	12:57.991			
36	3	1:48.414	<b>B</b> 21.429	44.860	42.125	281.2	1:12:53.443	8 1	3:37.450	2:09.658	45.985	41.807	259.6	16:35.441			
37	3	3:38.459	<b>B</b> 2:10.137	45.272	43.050	262.8	1:16:31.902	9 1	1:46.345	22.133	44.791	39.421	276.2	18:21.786			
38	3	4:48.386	3:23.383	45.704	39.299	266.0	1:21:20.288	10 1	1:47.152	22.910	44.752	39.490	275.5	20:08.938			
39	3	1:46.184	21.555	44.026	40.603	280.5	1:23:06.472	11 1	1:46.614	22.004	44.645	39.965	278.4	21:55.552			
40	3	<b>3:04.628</b>	<b>B</b> 21.658	1:26.463	1:16.507	81.0	1:26:11.100	12 1	1:46.968	21.729	44.556	40.683	278.4	23:42.520			
<b>24</b> Nielsen Racing 1.Rodrigo SALES 2.Ben HANLEY								Oreca 07 - Gibson LMP2 3.Mathias BECHE									
1	1	2:38.859	1:03.284	50.071	45.504	201.1	2:38.859	13 1	1:46.346	21.781	44.655	39.910	278.4	25:28.866			
2	1	1:52.048	23.763	46.336	41.949	263.4	4:30.907	14 1	1:46.330	21.377	45.069	39.884	278.4	27:15.196			
3	1	1:50.963	23.434	46.205	41.324	244.9	6:21.870	15 1	1:48.490	23.172	44.699	40.619	278.4	29:03.686			
4	1	1:47.309	22.152	44.530	40.627	278.4	8:09.179	16 1	1:47.835	24.080	44.882	38.873	274.8	30:51.521			
5	1	1:50.128	24.927	45.861	39.340	277.6	9:59.307	17 1	1:52.049	<b>B</b> 21.702	45.434	44.913	258.4	32:43.570			
6	1	1:45.173	21.593	44.626	38.954	277.6	11:44.480	18 3	3:38.416	2:12.337	45.382	40.697	244.9	36:21.986			
7	1	1:46.273	21.570	45.067	39.636	270.7	13:30.753	19 3	1:44.325	21.513	44.762	38.050	274.8	38:06.311			
8	1	1:46.777	22.211	44.194	40.372	276.2	15:17.530	20 3	1:45.293	22.414	44.422	38.457	279.1	39:51.604			
9	1	1:46.424	22.236	44.810	39.378	277.6	17:03.954	21 3	1:46.213	22.467	44.381	39.365	278.4	41:37.817			
10	1	1:46.644	22.366	44.581	39.697	276.2	18:50.598	22 3	1:43.673	21.453	44.236	37.984	278.4	43:21.490			
11	1	1:46.860	21.636	44.602	40.622	277.6	20:37.458	23 3	1:46.433	21.859	44.975	39.599	279.1	45:07.923			
12	1	<b>1:43.954</b>	21.162	44.526	38.266	276.9	22:21.412	24 3	1:46.985	<b>B</b> 21.356	44.019	41.610	279.8	46:54.908			
13	1	1:45.576	22.462	44.649	38.465	276.2	24:06.988	25 3	3:57.625	2:35.140	44.460	38.025	279.1	50:52.533			
14	1	1:47.653	21.157	44.695	41.801	276.2	25:54.641	26 3	1:43.592	21.363	43.991	38.238	279.8	52:36.125			
15	1	1:49.883	<b>B</b> 21.551	44.128	44.204	276.9	27:44.524	27 3	1:43.857	21.630	44.092	38.135	279.8	54:19.982			
16	2	3:36.225	2:10.127	45.509	40.589	254.1	31:20.749	28 3	1:45.905	21.317	44.101	40.487	282.0	56:05.887			
17	2	1:45.294	22.390	44.400	38.504	276.2	33:06.043	29 3	1:46.848	<b>B</b> 21.450	<b>43.845</b>	41.553	281.2	57:52.735			
18	2	1:43.969	21.641	44.156	<b>38.172</b>	277.6	34:50.012	30 2	3:36.910	2:12.810	44.240	39.860	277.6	1:01:29.645			
19	2	1:48.013	21.517	44.696	41.800	277.6	36:38.025	31 2	1:43.965	21.433	44.363	38.169	279.1	1:03:13.610			
20	2	1:48.105	21.547	44.757	41.801	278.4	38:26.130	32 2	1:45.024	21.324	44.384	39.316	280.5	1:04:58.634			
21	2	1:48.062	23.709	44.332	40.021	277.6	40:14.192	33 2	1:49.716	<b>B</b> 22.412	44.477	42.827	280.5	1:06:48.350			
22	2	1:44.913	<b>20.901</b>	44.459	39.553	278.4	41:59.105	34 2	3:36.992	2:10.677	46.768	39.547	254.1	1:10:25.342			
23	2	1:45.879	21.353	44.078	40.448	279.1	43:44.984	35 2	1:46.409	22.043	45.521	38.845	270.7	1:12:11.751			
24	2	1:47.072	21.775	<b>43.972</b>	41.325	279.1	45:32.056	36 2	1:44.866	22.509	44.338	38.019	279.8	1:13:56.617			
25	2	1:45.616	22.311	44.884	38.421	274.8	47:17.672	37 2	<b>1:43.275</b>	21.408	44.016	37.851	280.5	1:15:39.892			
26	2	1:50.844	<b>B</b> 20.955	44.617	45.272	277.6	49:08.516	38 2	1:48.982	<b>B</b> 21.275	44.753	42.954	259.0	1:17:28.874			
27	3	21:06.807	...	46.458	39.772	227.8	1:10:15.323	39 1	4:26.735	3:01.077	45.216	40.442	270.7	1:21:55.609			
28	3	1:45.294	21.816	44.862	38.616	276.2	1:12:00.617	40 1	<b>1:48.681</b>	23.244	44.802	40.635	278.4	1:23:44.290			
29	3	1:44.494	21.651	44.549	38.294	270.0	1:13:45.111	41 1	<b>4:01.055</b>	<b>B</b> 55.185	1:44.815	1:21.055	80.5	1:27:45.345			
30	3	1:46.828	21.485	44.156	41.187	276.9	1:15:31.939	<b>29</b> MV2S Racing 1.Jerome DE SADELEER 2.Viacheslav GUTAK							Ligier JS P320 - Nissan LMP3		
31	3	1:44.041	21.511	44.249	38.281	276.9	1:17:15.980	1 1	2:35.189	59.481	50.699	45.009	201.1	2:35.189			
32	3	1:45.529	21.579	44.122	39.828	276.9	1:19:01.509	2 1	1:53.831	23.892	47.127	42.812	256.5	4:29.020			
33	3	1:44.750	21.038	44.523	39.189	276.9	1:20:46.259	3 1	1:54.486	24.261	48.298	41.927	250.6	6:23.506			
34	3	1:44.478	21.564	44.085	38.829	278.4	1:22:30.737	4 1	1:50.707	22.936	46.272	41.499	265.4	8:14.213			
35	3	<b>2:20.117</b>	<b>B</b> 21.644	44.549	1:13.924	269.3	1:24:50.854	5 1	1:58.354	<b>22.868</b>	48.115	47.371	263.4	10:12.567			
								6 1	1:51.454	23.428	46.889	41.137	264.7	12:04.021			







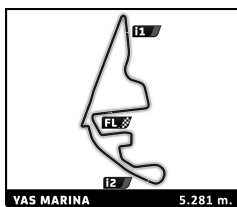
## Asian Le Mans Series 4 Hours of Abu Dhabi Free Practice 1

### Sector Analysis

Lap under Red Flag   Invalidated Lap   Personal Best   Session Best   Crossing the pit lane

Lap	D	Time	Sector 1	Sector 2	Sector 3	T. Spd	Elapsed	Lap	D	Time	Sector 1	Sector 2	Sector 3	T. Spd	Elapsed
7	1	1:50.644	22.971	46.354	41.319	264.1	13:54.665	18	3	1:55.147	24.626	47.759	42.762	259.6	38:02.370
8	1	2:00.704	23.219	46.563	50.922	264.7	15:55.369	19	3	1:55.897	24.032	47.295	44.570	260.2	39:58.267
9	1	1:50.097	23.017	46.199	40.881	264.7	17:45.466	20	3	1:54.484	24.262	47.518	42.704	260.2	41:52.751
10	1	1:57.462	23.178	46.290	47.994	265.4	19:42.928	21	3	1:54.742	24.123	47.346	43.273	262.8	43:47.493
11	2	6:15.615	4:47.175	47.043	41.397	260.9	25:58.543	22	3	1:57.166	24.339	47.413	45.414	262.8	45:44.659
12	2	1:51.261	23.098	46.853	41.310	264.7	27:49.804	23	1	3:44.762	2:10.729	49.012	45.021	259.6	49:29.421
13	2	1:51.404	23.108	46.788	41.508	266.0	29:41.208	24	1	2:01.433	24.990	48.798	47.645	248.3	51:30.854
14	2	1:54.563	23.689	46.826	44.048	264.7	31:35.771	25	1	1:59.205	25.296	48.178	45.731	260.2	53:30.059
15	2	1:51.207	23.128	46.727	41.352	264.1	33:26.978	26	1	1:57.861	25.104	48.655	44.102	261.5	55:27.920
16	2	1:52.286	23.025	46.303	42.958	267.3	35:19.264	27	1	2:00.420	24.947	49.042	46.431	251.2	57:28.340
17	2	1:52.053	23.645	46.452	41.956	266.7	37:11.317	28	1	1:57.123	25.104	48.138	43.881	260.2	59:25.463
18	2	1:55.074	23.115	46.643	45.316	266.0	39:06.391	29	1	1:57.108	25.006	48.030	44.072	260.9	1:01:22.571
19	2	1:53.022	23.304	46.660	43.058	267.3	40:59.413	30	1	1:57.381	24.827	48.162	44.392	260.2	1:03:19.952
20	2	1:58.759	24.326	46.913	47.520	266.7	42:58.172	31	1	1:57.244	24.902	47.764	44.578	260.2	1:05:17.196
21	3	4:34.375	3:05.827	47.310	41.238	262.1	47:32.547	32	1	1:56.305	24.710	47.838	43.757	260.9	1:07:13.501
22	3	1:51.926	23.105	46.521	42.300	264.1	49:24.473	33	1	1:56.998	24.628	48.082	44.288	259.6	1:09:10.499
23	3	1:53.676	25.981	46.878	40.817	264.7	51:18.149	34	1	1:57.125	24.765	47.673	44.687	259.6	1:11:07.624
24	3	1:50.620	23.346	46.684	40.590	262.1	53:08.769	35	1	1:59.277	24.949	48.058	46.270	260.2	1:13:06.901
25	3	1:51.019	22.990	46.732	41.297	264.1	54:59.788	<b>34 Walkenhorst Motorsport</b> BMW M4 GT3							
26	3	1:52.499	24.090	47.238	41.171	263.4	56:52.287	1.Chandler HULL 3.Thomas MERRILL							
27	3	1:52.819	23.310	46.246	43.263	265.4	58:45.106	2.Nicky CATSBURG							
28	3	1:50.649	23.282	46.296	41.071	263.4	1:00:35.755	1	1	2:57.503	1:09.703	55.205	52.595	201.5	2:57.503
29	3	1:56.644	22.981	46.865	46.798	265.4	1:02:32.399	2	1	2:05.373	26.784	51.230	47.359	228.8	5:02.876
30	3	1:49.913	23.132	46.195	40.586	264.1	1:04:22.312	3	1	1:57.689	25.050	48.509	44.130	259.0	7:00.565
31	3	1:57.025	22.939	46.203	47.883	265.4	1:06:19.337	4	1	1:56.483	24.666	47.946	43.871	260.9	8:57.048
32	1	4:02.069	2:32.335	46.994	42.740	264.1	1:10:21.406	5	1	1:56.888	24.864	48.149	43.875	260.2	10:53.936
33	1	1:53.331	24.021	47.483	41.827	260.9	1:12:14.737	6	1	1:56.441	24.637	48.072	43.732	260.9	12:50.377
34	1	1:52.516	23.471	47.105	41.940	264.7	1:14:07.253	7	1	1:57.709	24.597	49.148	43.964	257.8	14:48.086
35	1	1:51.312	23.140	46.765	41.407	264.1	1:15:58.565	8	1	1:57.625	24.727	49.045	43.853	233.8	16:45.711
36	1	1:53.248	23.484	47.927	41.837	262.1	1:17:51.813	9	1	1:56.218	24.667	47.993	43.558	262.8	18:41.929
37	1	1:54.436	23.215	46.460	44.761	266.0	1:19:46.249	10	1	1:57.002	24.752	48.028	44.222	262.8	20:38.931
38	1	1:54.795	23.633	46.974	44.188	264.7	1:21:41.044	11	1	1:56.474	24.613	48.062	43.799	260.9	22:35.405
39	1	2:15.626	23.178	46.543	1:05.905	265.4	1:23:56.670	12	1	1:56.783	24.754	48.045	43.984	262.8	24:32.188
<b>33 Herberth Motorsport</b> Porsche 911 GT3 R								1.Antares AU 3.Klaus BACHLER							
2.Alfred RENAUER								GT							
1	2	3:13.114	1:35.676	50.836	46.602	222.7	3:13.114	14	1	1:59.506	24.440	47.955	47.111	264.1	28:28.686
2	2	2:01.766	25.022	48.659	48.085	250.0	5:14.880	15	1	7:56.557	6:21.187	48.689	46.681	259.6	36:25.243
3	2	1:55.036	24.788	47.773	42.475	260.2	7:09.916	16	1	1:59.077	26.114	48.821	44.142	260.2	38:24.320
4	2	1:54.104	24.291	47.314	42.499	261.5	9:04.020	17	1	1:57.307	25.438	48.036	43.833	261.5	40:21.627
5	2	1:54.472	24.407	47.465	42.600	260.9	10:58.492	18	1	1:56.530	24.556	48.033	43.941	263.4	42:18.157
6	2	1:54.338	24.413	47.263	42.662	260.2	12:52.830	19	1	1:57.211	24.749	48.134	44.328	263.4	44:15.368
7	2	1:55.473	24.231	47.477	43.765	260.9	14:48.303	20	1	1:57.188	24.739	47.964	44.485	262.8	46:12.556
8	2	1:55.531	24.832	47.675	43.024	262.1	16:43.834	21	1	2:01.053	24.825	48.396	47.832	254.7	48:13.609
9	2	1:54.406	24.234	47.266	42.906	261.5	18:38.240	22	3	7:44.666	6:12.944	48.158	43.564	258.4	55:58.275
10	2	1:56.389	24.389	47.839	44.161	259.6	20:34.629	23	3	1:56.725	25.290	47.628	43.807	262.8	57:55.000
11	2	1:59.344	24.586	48.090	46.668	260.9	22:33.973	24	3	1:55.945	24.635	47.674	43.636	261.5	59:50.945
12	3	3:55.695	2:24.142	47.987	43.566	257.8	26:29.668	25	3	1:55.743	24.565	47.687	43.491	263.4	1:01:46.688
13	3	1:57.200	24.280	47.916	45.004	262.1	28:26.868	26	3	1:56.380	24.631	47.668	44.081	262.8	1:03:43.068
14	3	1:54.858	24.279	47.570	43.009	260.2	30:21.726	27	3	1:58.764	24.597	47.581	46.586	263.4	1:05:41.832
15	3	1:56.892	24.910	47.837	44.145	254.1	32:18.618	28	3	7:00.412	5:28.426	47.971	44.015	260.2	1:12:42.244
16	3	1:54.224	24.388	47.269	42.567	259.6	34:12.842	29	3	1:58.218	24.854	48.115	45.249	254.7	1:14:40.462
17	3	1:54.381	24.062	47.351	42.968	259.6	36:07.223	30	3	1:56.130	24.887	47.802	43.441	264.1	1:16:36.592
								31	3	1:56.410	24.645	48.112	43.653	262.8	1:18:33.002
								32	3	1:57.067	24.713	48.473	43.881	237.9	1:20:30.069





## Asian Le Mans Series 4 Hours of Abu Dhabi Free Practice 1

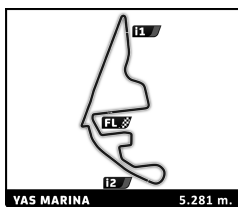
### Sector Analysis

VAS MARINA 5.281 m.

Lap under Red Flag    Invalidated Lap    Personal Best    Session Best    Crossing the pit lane

Lap	D	Time	Sector 1	Sector 2	Sector 3	T. Spd	Elapsed	Lap	D	Time	Sector 1	Sector 2	Sector 3	T. Spd	Elapsed		
33	3	1:58.718	B	24.657	47.968	46.093	264.1	1:22:28.787	11	1	1:47.769	23.471	44.426	39.872	268.0	24:49.470	
<b>37</b>		<b>COOL Racing</b>						Oreca 07 - Gibson	12	1	1:44.485	21.894	<b>43.194</b>	39.397	274.8	26:33.955	
		1.Alexandre COIGNY						LMP2	13	1	1:55.808	B	22.676	46.177	46.955	273.4	28:29.763
		2.Malthe JAKOBSEN							14	1	3:31.676	2:08.708	44.637	38.331	274.1	32:01.439	
1	1	2:34.063	56.097	52.728	45.238	184.6	2:34.063	15	1	1:45.474	22.009	45.085	38.380	270.0	33:46.913		
2	1	1:50.477	23.318	46.369	40.790	250.6	4:24.540	16	1	1:47.396	21.405	44.937	41.054	263.4	35:34.309		
3	1	1:47.319	22.083	45.123	40.113	276.2	6:11.859	17	1	1:45.039	21.515	44.281	39.243	271.4	37:19.348		
4	1	1:45.808	21.750	44.737	39.321	279.1	7:57.667	18	1	1:44.205	21.446	44.256	38.503	276.9	39:03.553		
5	1	1:48.003	22.627	44.889	40.487	279.8	9:45.670	19	1	1:45.129	22.018	44.549	38.562	266.7	40:48.682		
6	1	1:47.265	22.189	44.998	40.078	273.4	11:32.935	20	1	1:44.255	21.390	44.583	38.282	270.7	42:32.937		
7	1	1:48.436	23.475	45.361	39.600	278.4	13:21.371	21	1	1:49.529	B	21.832	44.378	43.319	272.0	44:22.466	
8	1	1:46.197	21.663	44.820	39.714	279.1	15:07.568	22	1	3:38.960	2:16.171	44.693	<b>38.096</b>	276.2	48:01.426		
9	1	1:48.142	21.818	45.172	41.152	279.1	16:55.710	23	1	1:45.697	21.019	44.939	39.739	266.0	49:47.123		
10	1	1:46.344	21.850	44.638	39.856	280.5	18:42.054	24	1	1:44.971	21.608	44.482	38.881	269.3	51:32.094		
11	1	1:49.494	21.896	44.756	42.842	281.2	20:31.548	25	1	1:51.788	B	21.459	44.882	45.447	268.7	53:23.882	
12	1	1:46.229	21.712	44.658	39.859	279.8	22:17.777	26	2	3:36.944	2:11.015	45.261	40.668	269.3	57:00.826		
13	1	1:45.679	21.835	44.480	39.364	281.2	24:03.456	27	2	1:46.293	21.933	44.491	39.869	273.4	58:47.119		
14	1	1:46.486	21.683	45.072	39.731	276.2	25:49.942	28	2	1:47.380	22.356	45.200	39.824	262.8	1:00:34.499		
15	1	1:47.563	21.780	45.171	40.612	280.5	27:37.505	29	2	1:47.594	22.712	45.399	39.483	265.4	1:02:22.093		
16	1	1:48.657	22.110	44.575	41.972	280.5	29:26.162	30	2	1:48.235	22.323	45.978	39.934	268.0	1:04:10.328		
17	1	1:45.999	21.908	44.905	39.186	274.1	31:12.161	31	2	1:46.601	21.955	44.759	39.887	267.3	1:05:56.929		
18	1	1:49.159	22.719	44.447	41.993	279.8	33:01.320	32	2	1:47.240	22.022	45.745	39.473	255.3	1:07:44.169		
19	1	1:45.635	21.726	44.672	39.237	280.5	34:46.955	33	2	1:46.185	21.861	44.514	39.810	271.4	1:09:30.354		
20	1	1:47.803	21.712	44.466	41.625	279.8	36:34.758	34	2	1:46.522	21.852	44.928	39.742	268.7	1:11:16.876		
21	1	1:49.707	24.148	45.137	40.422	280.5	38:24.465	35	2	1:52.034	B	22.858	45.817	43.359	265.4	1:13:08.910	
22	1	1:50.161	B	21.738	44.246	44.177	279.8	40:14.626	36	3	3:36.687	2:11.532	45.334	39.821	266.7	1:16:45.597	
23	2	3:33.219	2:08.603	44.616	40.000	278.4	43:47.845	37	3	1:47.782	22.436	45.260	40.086	274.8	1:18:33.379		
24	2	1:45.115	22.082	44.287	38.746	282.0	45:32.960	38	3	1:48.465	22.328	44.578	41.559	278.4	1:20:21.844		
25	2	1:45.354	21.452	45.306	38.596	278.4	47:18.314	39	3	1:49.397	22.775	46.697	39.925	274.1	1:22:11.241		
26	2	1:46.605	21.483	44.140	40.982	281.2	49:04.919	40	3	<b>2:00.861</b>	B	22.275	44.669	53.917	276.2	1:24:12.102	
27	2	1:43.799	21.330	44.049	38.420	279.8	50:48.718	<b>44</b>		<b>ARC Bratislava</b>					Oreca 07 - Gibson		
28	2	1:44.240	21.308	44.200	38.732	280.5	52:32.958			1.Miro KONOPKA			3.Lazlo TOTH		LMP2		
29	2	<b>1:43.064</b>	21.241	43.885	<b>37.938</b>	279.8	54:16.022			2.Nicolas PINO							
30	2	1:44.208	<b>21.067</b>	44.594	38.547	279.8	56:00.230	1	3	2:36.617	1:00.178	52.150	44.289	204.2	2:36.617		
31	2	1:44.317	21.643	44.149	38.525	280.5	57:44.547	2	3	1:52.828	23.797	46.317	42.714	240.5	4:29.445		
32	2	1:44.544	21.296	<b>43.822</b>	39.426	279.8	59:29.091	3	3	1:51.844	24.030	46.411	41.403	236.8	6:21.289		
33	2	1:48.122	B	22.670	44.561	40.891	1:01:17.213	4	3	1:47.457	21.938	<b>44.172</b>	41.347	276.2	8:08.746		
34	2	3:32.188	2:08.132	44.505	39.551	279.1	1:04:49.401	5	3	1:47.771	24.486	44.283	39.002	276.2	9:56.517		
35	2	1:44.978	21.527	44.812	38.639	279.8	1:06:34.379	6	3	1:46.116	21.596	45.376	39.144	278.4	11:42.633		
36	2	2:52.409	B	21.451	1:12.181	1:18.777	279.1	1:09:26.788	7	3	1:46.366	21.481	44.431	40.454	279.8	13:28.999	
<b>43</b>		<b>Inter Europol Competition</b>						Oreca 07 - Gibson	8	3	1:52.695	B	21.489	45.048	46.158	276.2	15:21.694
		1.Nolan SIEGEL				3.Charles CREWS		LMP2	9	1	5:25.658	3:54.619	48.303	42.736	264.7	20:47.352	
		2.Christian BOGLE							10	1	1:53.049	23.641	46.593	42.815	247.1	22:40.401	
1	3	5:24.074	3:42.991	55.371	45.712	156.1	5:24.074	11	1	1:52.640	23.744	46.324	42.572	267.3	24:33.041		
2	3	1:45.907	21.913	44.564	39.430	276.9	7:09.981	12	1	1:52.284	23.859	46.119	42.306	274.1	26:25.325		
3	3	1:47.106	21.941	44.418	40.747	277.6	8:57.087	13	1	1:52.791	24.158	46.384	42.249	272.7	28:18.116		
4	3	1:44.389	21.397	44.305	38.687	278.4	10:41.476	14	1	1:51.329	23.925	45.810	41.594	273.4	30:09.445		
5	3	<b>1:43.460</b>	21.238	43.967	38.255	276.2	12:24.936	15	1	1:50.275	23.143	45.698	41.434	273.4	31:59.720		
6	3	1:49.359	B	21.232	44.989	43.138	277.6	14:14.295	16	1	1:50.954	23.137	46.446	41.371	268.7	33:50.674	
7	1	3:31.393	2:08.575	44.422	38.396	272.0	17:45.688	17	1	1:49.628	22.821	45.721	41.086	275.5	35:40.302		
8	1	1:48.304	<b>20.944</b>	45.161	42.199	278.4	19:33.992	18	1	1:52.097	23.171	45.595	43.331	276.2	37:32.399		
9	1	1:44.131	21.076	44.376	38.679	279.1	21:18.123	19	1	1:51.086	23.447	45.999	41.640	274.1	39:23.485		
10	1	1:43.578	21.076	44.079	38.423	279.8	23:01.701	20	1	1:54.977	B	23.507	45.383	46.087	274.8	41:18.462	





## Asian Le Mans Series 4 Hours of Abu Dhabi Free Practice 1

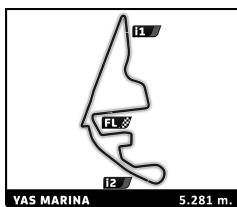
### Sector Analysis

VAS MARINA 5.281 m.

Lap under Red Flag    Invalidated Lap    Personal Best    Session Best    Crossing the pit lane

Lap	D	Time	Sector 1	Sector 2	Sector 3	T. Spd	Elapsed	Lap	D	Time	Sector 1	Sector 2	Sector 3	T. Spd	Elapsed
21	1	2:55.735	1:25.793	46.435	43.507	263.4	44:14.197	29	1	1:52.368	23.195	47.495	41.678	244.3	1:14:24.404
22	1	1:50.013	23.330	45.492	41.191	274.8	46:04.210	30	1	1:50.958	23.279	46.635	41.044	262.8	1:16:15.362
23	1	1:52.712	23.468	45.414	43.830	276.2	47:56.922	31	1	1:50.742	23.020	46.862	40.860	262.8	1:18:06.104
24	1	1:51.909	23.997	46.236	41.676	268.7	49:48.831	32	1	1:50.180	22.905	46.426	40.849	262.1	1:19:56.284
25	1	1:51.792	23.925	45.814	42.053	275.5	51:40.623	33	1	1:51.125	23.542	46.760	40.823	262.1	1:21:47.409
26	1	1:50.030	23.648	45.343	41.039	276.9	53:30.653	34	1	1:54.953	23.053	46.605	45.295	264.7	1:23:42.362
27	1	1:53.774	24.622	46.360	42.792	272.7	55:24.427	35	1	4:06.087 B	58.477	1:45.006	1:22.604	79.2	1:27:48.449
28	1	1:50.093	23.801	44.971	41.321	276.2	57:14.520	<b>55</b> Rinaldi Racing 1.Lorcan HANAFIN    3.Jonas RIED    Duqueine M30 - D08 - Nissan 2.Matthias LUETHEN    LMP3							
29	1	1:49.930	23.568	45.211	41.151	275.5	59:04.450	1	3	3:56.579	2:21.092	51.483	44.004	204.2	3:56.579
30	1	1:54.388 B	23.331	45.374	45.683	272.7	1:00:58.838	2	3	1:53.065	23.788	47.439	41.838	260.9	5:49.644
31	3	3:40.635	2:13.462	45.867	41.306	266.7	1:04:39.473	3	3	1:50.632	23.087	46.582	40.963	264.7	7:40.276
32	3	1:48.964	22.497	44.690	41.777	274.8	1:06:28.437	4	3	1:51.461	22.873	46.840	41.748	266.0	9:31.737
33	3	1:46.174	21.766	44.626	39.782	277.6	1:08:14.611	5	3	1:52.667	23.763	47.664	41.240	262.8	11:24.404
34	3	1:46.312	22.232	44.626	39.454	277.6	1:10:00.923	6	3	1:50.271	23.125	46.290	40.856	266.7	13:14.675
35	3	1:45.858	21.730	44.739	39.389	277.6	1:11:46.781	7	3	1:51.433	23.425	46.858	41.150	264.1	15:06.108
36	3	1:45.369	21.520	44.260	39.589	279.1	1:13:32.150	8	3	1:51.961	23.131	47.310	41.520	264.7	16:58.069
37	3	1:46.437	22.741	44.752	38.944	276.9	1:15:18.587	9	3	1:52.405	23.353	47.004	42.048	266.7	18:50.474
38	3	1:48.270	23.122	44.758	40.390	278.4	1:17:06.857	10	3	1:52.291	24.125	46.776	41.390	265.4	20:42.765
39	3	1:44.554	21.448	44.342	38.764	278.4	1:18:51.411	11	3	1:52.836	23.150	46.816	42.870	259.0	22:35.601
40	3	1:47.747	22.143	45.128	40.476	279.1	1:20:39.158	12	3	1:51.750	23.444	46.676	41.630	262.8	24:27.351
41	3	1:47.205	22.466	44.509	40.230	279.1	1:22:26.363	13	3	1:52.946	23.591	47.238	42.117	247.1	26:20.297
42	3	2:21.591 B	22.871	45.447	1:13.273	262.8	1:24:47.954	14	3	1:51.059	23.230	46.689	41.140	266.0	28:11.356
<b>53</b> Inter Europol Competition    Ligier JS P320 - Nissan 1.Kai ASKEY    3.Miguel CRISTOVAO    LMP3 2.Wyatt BRICHACEK								15	3	1:51.032	23.172	46.626	41.234	266.7	30:02.388
1	1	5:33.398 B	3:32.336	57.882	1:03.180	162.2	5:33.398	16	3	1:50.960	23.116	46.487	41.357	265.4	31:53.348
2	1	2:34.904	53.766	56.230	44.908	177.0	8:08.302	17	3	1:56.148 B	23.171	46.836	46.141	262.1	33:49.496
3	1	2:01.680	25.678	49.659	46.343	230.8	10:09.982	18	2	4:13.889	2:42.506	48.172	43.211	229.8	38:03.385
4	1	1:52.682	23.301	46.477	42.904	262.8	12:02.664	19	2	1:56.364	25.491	48.254	42.619	257.8	39:59.749
5	1	1:51.362	23.321	46.602	41.439	262.1	13:54.026	20	2	1:53.690	23.686	46.904	43.100	249.4	41:53.439
6	1	1:51.627	23.107	46.824	41.696	262.8	15:45.653	21	2	1:55.702	23.645	47.479	44.578	252.9	43:49.141
7	1	1:51.110	23.238	46.564	41.308	264.1	17:36.763	22	2	1:53.578	24.048	46.656	42.874	266.0	45:42.719
8	1	1:51.204	23.259	46.573	41.372	262.1	19:27.967	23	2	1:54.627	23.639	48.043	42.945	230.8	47:37.346
9	1	2:07.172 B	23.441	50.379	53.352	257.8	21:35.139	24	2	1:55.528	24.325	48.174	43.029	263.4	49:32.874
10	1	8:05.790 B	6:23.993	52.118	49.679	203.4	29:40.929	25	2	1:54.034	23.847	47.551	42.636	269.3	51:26.908
11	3	6:43.628	4:59.630	54.031	49.967	159.3	36:24.557	26	2	1:54.016	23.289	46.664	44.063	268.0	53:20.924
12	3	1:51.499	23.730	46.534	41.235	261.5	38:16.056	27	2	1:57.660	23.372	46.631	47.657	265.4	55:18.584
13	3	2:02.356	23.173	46.817	52.366	262.1	40:18.412	28	2	1:52.305	23.457	47.035	41.813	268.0	57:10.889
14	3	1:52.071	23.478	46.974	41.619	262.8	42:10.483	29	2	1:52.814	23.377	47.477	41.960	266.7	59:03.703
15	3	1:52.305	23.642	46.668	41.995	263.4	44:02.788	30	2	1:54.075	23.455	47.496	43.124	234.8	1:00:57.778
16	3	1:52.035	23.466	46.985	41.584	261.5	45:54.823	31	2	1:53.672	24.319	47.091	42.262	266.0	1:02:51.450
17	3	1:52.007	23.248	46.895	41.864	263.4	47:46.830	32	2	1:56.742 B	24.019	46.931	45.792	267.3	1:04:48.192
18	3	1:52.180	23.320	46.847	42.013	263.4	49:39.010	33	1	3:55.473	2:24.771	47.734	42.968	218.2	1:08:43.665
19	3	2:11.922 B	26.144	51.720	54.058	201.9	51:50.932	34	1	1:53.059	24.368	46.789	41.902	262.8	1:10:36.724
20	2	3:39.308	2:10.391	47.149	41.768	260.9	55:30.240	35	1	1:51.873	22.950	46.967	41.956	262.8	1:12:28.597
21	2	1:52.416	23.214	47.844	41.358	264.1	57:22.656	36	1	1:52.389	23.275	47.022	42.092	233.3	1:14:20.986
22	2	1:50.154	22.766	46.391	40.997	263.4	59:12.810	37	1	1:51.211	22.969	46.307	41.935	269.3	1:16:12.197
23	2	1:49.755	22.572	46.481	40.702	260.2	1:01:02.565	38	1	1:50.321	23.033	46.415	40.873	266.0	1:18:02.518
24	2	1:56.310	24.322	47.085	44.903	262.1	1:02:58.875	39	1	1:50.371	22.865	46.361	41.145	268.0	1:19:52.889
25	2	1:50.907	22.868	46.341	41.698	264.1	1:04:49.782	40	1	1:50.862	23.023	46.307	41.532	268.0	1:21:43.751
26	2	1:56.674	23.602	47.309	45.763	262.1	1:06:46.456	41	1	1:51.609	23.334	46.515	41.760	267.3	1:23:35.360
27	2	2:00.717 B	22.844	48.478	49.395	193.9	1:08:47.173	42	1	3:49.496 B	43.916	1:45.112	1:20.468	80.4	1:27:24.856
28	1	3:44.863	2:14.821	47.313	42.729	260.2	1:12:32.036								





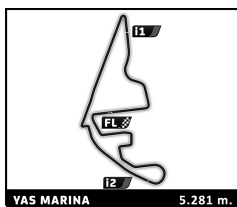
## Asian Le Mans Series 4 Hours of Abu Dhabi Free Practice 1

### Sector Analysis

Lap under Red Flag    Invalidated Lap    Personal Best    Session Best    Crossing the pit lane

Lap	D	Time	Sector 1	Sector 2	Sector 3	T. Spd	Elapsed	Lap	D	Time	Sector 1	Sector 2	Sector 3	T. Spd	Elapsed			
<b>57</b>	<b>Car Guy</b> 1. Takeshi KIMURA    3. Mikkel JENSEN 2. Frederik SCHANDORFF							Ferrari 488 GT3 GT										
	1	2	2:21.787	43.972	53.630	44.185	231.3	2:21.787	10	1	1:58.122	25.109	48.043	44.970	259.6	25:54.299		
	2	2	1:57.504	24.454	49.160	43.890	256.5	4:19.291	11	1	1:58.506	26.094	48.439	43.973	260.2	27:52.805		
	<b>59</b>	<b>Garage 59</b> 1. Nick HALSTEAD    3. Rob BELL 2. Louis PRETTE							McLaren 720S GT3 GT									
		1	1	3:14.017	1:30.661	53.439	49.917	195.3	3:14.017	12	1	1:59.734	24.570	47.617	47.547	260.2	29:52.539	
		2	1	2:07.904	26.069	49.140	52.695	246.6	5:21.921	13	2	4:09.528	2:38.710	47.970	42.848	258.4	34:02.067	
		<b>60</b>	<b>Formula Racing</b> 1. Johnny LAURSEN    3. Nicklas NIELSEN 2. Conrad LAURSEN							Ferrari 488 GT3 GT								
			1	1	3:59.078	2:20.467	51.789	46.822	247.7	3:59.078	14	2	1:54.399	24.034	47.707	42.658	259.6	35:56.466
			2	1	1:59.127	25.995	48.769	44.363	255.3	5:58.205	15	2	1:55.498	24.430	47.765	43.303	259.0	37:51.964





## Asian Le Mans Series 4 Hours of Abu Dhabi Free Practice 1

### Sector Analysis

VAS MARINA 5.281 m.

Lap under Red Flag    Invalidated Lap    Personal Best    Session Best    Crossing the pit lane

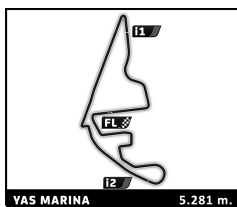
Lap	D	Time	Sector 1	Sector 2	Sector 3	T. Spd	Elapsed	Lap	D	Time	Sector 1	Sector 2	Sector 3	T. Spd	Elapsed
26	1	1:56.974	24.689	48.205	44.080	255.9	53:01.301	5	2	<b>1:54.507</b>	<b>24.102</b>	<b>47.494</b>	42.911	260.2	11:10.455
27	1	1:57.237	24.692	48.376	44.169	257.1	54:58.538	6	2	1:54.936	24.198	47.503	43.235	262.8	13:05.391
28	1	1:58.148	25.214	48.504	44.430	256.5	56:56.686	7	2	1:54.666	24.166	47.646	42.854	260.9	15:00.057
29	1	1:58.097	24.870	48.816	44.411	259.0	58:54.783	8	2	1:55.466	24.452	47.649	43.365	262.1	16:55.523
30	1	1:57.806	24.857	48.810	44.139	255.9	1:00:52.589	9	2	1:54.657	24.354	47.514	42.789	262.8	18:50.180
31	1	1:58.092	24.722	48.541	44.829	259.0	1:02:50.681	10	2	1:55.646	25.159	47.584	42.903	260.9	20:45.826
32	1	1:58.741	24.797	48.931	45.013	255.9	1:04:49.422	11	2	1:56.001	24.222	47.512	44.267	260.2	22:41.827
33	1	2:05.141 <b>B</b>	25.697	48.162	51.282	257.8	1:06:54.563	12	2	1:55.065	24.227	47.684	43.154	261.5	24:36.892
34	2	3:48.139	2:15.836	48.691	43.612	254.7	1:10:42.702	13	2	1:54.951	24.347	47.621	42.983	260.2	26:31.843
35	2	1:57.924	24.252	47.795	45.877	259.0	1:12:40.626	14	2	1:56.562	24.339	48.399	43.824	266.0	28:28.405
36	2	1:55.346	24.262	48.185	42.899	257.8	1:14:35.972	15	2	1:55.038	24.353	47.581	43.104	262.1	30:23.443
37	2	1:55.729	<b>24.050</b>	48.370	43.309	257.1	1:16:31.701	16	2	1:55.447	24.358	47.681	43.408	263.4	32:18.890
38	2	<b>1:54.586</b>	24.064	<b>47.742</b>	<b>42.780</b>	257.8	1:18:26.287	17	2	1:55.284	24.552	47.597	43.135	260.9	34:14.174
39	2	1:59.845 <b>B</b>	24.175	48.191	47.479	258.4	1:20:26.132	18	2	1:55.168	24.360	47.657	43.151	260.9	36:09.342
40	2	<b>3:37.165 B</b>	1:54.470	48.284	54.411	256.5	1:24:03.297	19	2	1:55.563	24.245	47.970	43.348	262.1	38:04.905

66		Bullitt Racing		Aston Martin Vantage AMR GT3			
		1.Valentin HASSE-CLOT    3.Martin BERRY		GT			
		2.Jacob RIEGEL					
1	2	2:29.525	48.025	53.157	48.343	192.5	2:29.525
2	2	2:02.480	25.394	51.354	45.732	207.3	4:32.005
3	2	1:58.139	24.697	48.888	44.554	245.5	6:30.144
4	2	1:54.458	24.265	47.358	<b>42.835</b>	265.4	8:24.602
5	2	1:54.309	24.551	<b>46.799</b>	42.959	264.7	10:18.911
6	2	<b>1:54.001</b>	<b>23.547</b>	47.553	42.901	266.7	12:12.912
7	2	1:54.065	24.004	47.013	43.048	262.8	14:06.977
8	2	1:54.079	24.297	46.838	42.944	264.1	16:01.056
9	2	1:54.522	24.315	47.147	43.060	265.4	17:55.578
10	2	1:55.132	23.778	47.480	43.874	264.7	19:50.710
11	2	1:54.329	23.645	47.620	43.064	264.1	21:45.039
12	2	1:57.833 <b>B</b>	24.275	47.112	46.446	266.7	23:42.872
13	1	3:43.912	2:12.227	47.486	44.199	262.8	27:26.784
14	1	1:54.836	23.858	47.627	43.351	264.1	29:21.620
15	1	1:57.897	24.071	50.082	43.744	264.1	31:19.517
16	1	1:58.814	24.406	47.685	46.723	264.7	33:18.331
17	1	1:54.967	23.932	48.010	43.025	265.4	35:13.298
18	1	1:59.266 <b>B</b>	23.848	48.337	47.081	264.7	37:12.564
19	2	3:46.961	2:13.863	48.300	44.798	263.4	40:59.525
20	2	2:43.038 <b>B</b>	36.044	1:09.609	57.385	143.6	43:42.563
21	2	24:12.145	...	1:03.560	54.861	148.1	1:07:54.708
22	2	2:22.141	28.917	1:01.831	51.393	104.7	1:10:16.849
23	2	2:23.588	27.104	1:00.728	55.756	137.6	1:12:40.437
24	2	2:18.450 <b>B</b>	26.433	49.642	1:02.375	224.5	1:14:58.887
25	3	4:12.669	2:37.196	49.628	45.845	244.9	1:19:11.556
26	3	1:57.463	24.649	48.482	44.332	261.5	1:21:09.019
27	3	1:58.129	24.118	49.423	44.588	261.5	1:23:07.148
28	3	<b>3:21.138 B</b>	25.271	1:36.181	1:19.686	80.8	1:26:28.286

67		Orange Racing Powered by JMH		McLaren 720S GT3			
		1.Simon ORANGE    3.Marcus CLUTTON		GT			
		2.Michael O'BRIEN					
1	2	3:24.865	1:44.804	52.675	47.386	201.5	3:24.865
2	2	2:00.033	25.189	48.723	46.121	244.3	5:24.898
3	2	1:56.317	24.580	48.462	43.275	234.8	7:21.215
4	2	1:54.733	24.150	47.817	<b>42.766</b>	248.3	9:15.948

72		Hub Auto Racing		Mercedes AMG GT3			
		1.Liam TALBOT    3.Ollie MILLROY		GT			
		2.Jules GOUNON					
1	3	3:00.005	1:12.399	54.598	53.008	181.5	3:00.005
2	3	2:05.419	26.649	50.017	48.753	237.9	5:05.424
3	3	1:56.632	24.681	47.654	44.297	260.2	7:02.056
4	3	1:58.774	24.236	47.588	46.950	260.2	9:00.830
5	3	1:54.523	24.121	47.446	42.956	260.2	10:55.353
6	3	2:04.601	24.258	50.314	50.029	212.6	12:59.954
7	3	1:54.706	24.171	47.685	42.850	259.0	14:54.660
8	3	1:54.453	24.215	47.373	42.865	259.6	16:49.113
9	3	1:58.874 <b>B</b>	24.191	47.492	47.191	260.2	18:47.987
10	3	3:43.476	2:10.487	49.586	43.403	252.9	22:31.463
11	3	1:54.658	24.169	47.818	<b>42.671</b>	259.0	24:26.121
12	3	1:57.215	24.488	48.442	44.285	237.9	26:23.336
13	3	1:54.512	24.109	47.706	42.697	259.6	28:17.848
14	3	1:55.694	24.824	48.073	42.797	260.2	30:13.542
15	3	1:54.541	<b>23.997</b>	47.644	42.900	260.2	32:08.083
16	3	1:57.122	24.143	47.621	45.358	260.2	34:05.205
17	3	<b>1:54.317</b>	24.059	47.543	42.715	259.6	35:59.522
18	3	1:54.539	24.025	47.625	42.889	260.2	37:54.061





## Asian Le Mans Series 4 Hours of Abu Dhabi Free Practice 1

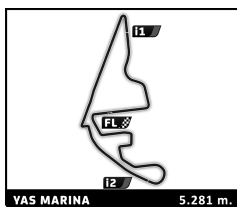
### Sector Analysis

VAS MARINA 5.281 m.

Lap under Red Flag Invalidated Lap Personal Best Session Best Crossing the pit lane

Lap	D	Time	Sector 1	Sector 2	Sector 3	T. Spd	Elapsed	Lap	D	Time	Sector 1	Sector 2	Sector 3	T. Spd	Elapsed
19	3	1:54.376	24.042	47.434	42.900	259.6	39:48.437	28	1	1:52.598	23.372	46.948	42.278	264.7	57:59.934
20	3	1:56.106	24.684	48.241	43.181	254.1	41:44.543	29	1	1:57.876 B	23.258	47.939	46.679	254.1	59:57.810
21	3	1:54.334	24.038	47.293	43.003	261.5	43:38.877	30	1	2:22.790	52.332	47.929	42.529	260.9	1:02:20.600
22	3	1:55.454	24.233	47.678	43.543	260.2	45:34.331	31	1	1:53.740	23.769	47.679	42.292	242.7	1:04:14.340
23	3	1:54.458	24.080	47.485	42.893	261.5	47:28.789	32	1	2:20.179 B	23.314	47.343	1:09.522	264.1	1:06:34.519
24	3	1:55.560	24.210	48.070	43.280	261.5	49:24.349	33	1	4:07.623 B	2:30.762	48.554	48.307	252.9	1:10:42.142
25	3	1:57.959	26.587	47.844	43.528	260.2	51:22.308	34	1	3:45.037 B	2:10.642	47.761	46.634	257.1	1:14:27.179
26	3	1:54.800	24.036	47.790	42.974	258.4	53:17.108	<b>74 Kessel Racing</b> Ferrari 488 GT3 GT							
27	3	1:54.481	24.043	47.402	43.036	259.6	55:11.589	1. Michael BRONISZEWSKI 3. Benjamin BARKER							
28	3	1:56.287	25.231	47.915	43.141	262.1	57:07.876	2. David FUMANELLI							
29	3	1:54.876	24.190	47.520	43.166	259.6	59:02.752	1	1	2:27.026	46.843	52.928	47.255	213.9	2:27.026
30	3	1:54.714	24.009	47.609	43.096	257.1	1:00:57.466	2	1	1:59.889	25.248	50.009	44.632	247.7	4:26.915
31	3	1:59.692 B	24.445	48.375	46.872	260.9	1:02:57.158	3	1	1:59.171	24.549	49.288	45.334	251.2	6:26.086
32	1	3:45.693	2:12.940	48.568	44.185	255.9	1:06:42.851	4	1	1:57.718	24.775	48.818	44.125	251.7	8:23.804
33	1	1:59.151	24.663	49.737	44.751	183.1	1:08:42.002	5	1	1:57.186	24.760	49.071	43.355	253.5	10:20.990
34	1	1:57.340	24.635	48.152	44.553	259.6	1:10:39.342	6	1	1:57.229	24.690	48.992	43.547	251.2	12:18.219
35	1	2:02.428	24.806	48.131	49.491	259.6	1:12:41.770	7	1	1:56.441	24.891	48.467	43.083	251.2	14:14.660
36	1	1:58.525	25.214	48.163	45.148	260.9	1:14:40.295	8	1	1:56.113	24.582	48.261	43.270	251.7	16:10.773
37	1	2:05.033	25.379	48.756	50.898	252.3	1:16:45.328	9	1	1:56.313	24.495	48.452	43.366	253.5	18:07.086
38	1	1:57.082	25.165	47.998	43.919	258.4	1:18:42.410	10	1	2:02.990 B	24.863	50.361	47.766	249.4	20:10.076
39	1	1:56.701	24.842	48.045	43.814	258.4	1:20:39.111	11	1	4:41.258	3:08.891	48.655	43.712	252.3	24:51.334
40	1	1:56.889	24.614	48.010	44.265	259.0	1:22:36.000	12	1	1:56.731	24.730	48.262	43.739	252.9	26:48.065
41	1	2:40.986 B	24.808	53.214	1:22.964	259.6	1:25:16.986	13	1	1:58.667 B	24.541	48.155	45.971	253.5	28:46.732
<b>73 Inter Europol Competition</b> Ligier JS P320 - Nissan LMP3								1. John CORBETT 3. James WINSLOW							
2. Alexander BUKHANTSOV								1							
1	2	2:48.071	1:00.061	57.065	50.945	211.8	2:48.071	14	1	2:38.253	1:04.518	49.555	44.180	252.9	31:24.985
2	2	2:06.949	26.540	51.268	49.141	213.0	4:55.020	15	1	1:57.528	24.844	49.319	43.365	253.5	33:22.513
3	2	1:52.593	23.851	47.383	41.359	260.2	6:47.613	16	1	1:56.361	24.571	48.048	43.742	254.1	35:18.874
4	2	1:51.102	23.483	46.550	41.069	263.4	8:38.715	17	1	2:00.874 B	25.432	49.358	46.084	253.5	37:19.748
5	2	1:50.160	22.930	46.383	40.847	263.4	10:28.875	18	2	3:47.017	2:11.621	48.331	47.065	254.1	41:06.765
6	2	1:50.357	22.895	46.295	41.167	263.4	12:19.232	19	2	1:55.306	24.679	47.969	42.658	254.7	43:02.071
7	2	2:15.117	26.108	59.768	49.241	164.4	14:34.349	20	2	1:55.109	23.514	48.694	42.901	256.5	44:57.180
8	2	1:51.291	23.271	46.367	41.653	263.4	16:25.640	21	2	1:54.452	23.445	48.338	42.669	256.5	46:51.632
9	2	1:50.646	23.135	46.323	41.188	265.4	18:16.286	22	2	1:54.711	23.715	48.508	42.488	255.9	48:46.343
10	2	1:55.317 B	23.158	47.043	45.116	266.0	20:11.603	23	2	1:54.852	23.619	48.431	42.802	257.1	50:41.195
11	3	3:41.972	2:05.613	47.560	48.799	254.1	23:53.575	24	2	1:54.536	23.512	48.315	42.709	257.1	52:35.731
12	3	1:49.944	23.114	46.298	40.532	262.1	25:43.519	25	2	1:58.876 B	24.954	48.688	45.234	255.9	54:34.607
13	3	1:50.396	22.886	46.261	41.249	263.4	27:33.915	26	3	3:42.920	2:11.475	48.515	42.930	254.1	58:17.527
14	3	2:06.154	23.662	57.208	45.284	189.8	29:40.069	27	3	1:55.239	23.844	48.558	42.837	255.9	1:00:12.766
15	3	1:49.736	22.937	46.418	40.381	262.8	31:29.805	28	3	1:55.832	24.154	48.739	42.939	256.5	1:02:08.598
16	3	2:07.769	23.072	57.799	46.898	202.2	33:37.574	29	3	1:55.132	24.103	48.287	42.742	252.3	1:04:03.730
17	3	1:55.072	24.066	48.575	42.431	214.3	35:32.646	30	3	1:56.503	24.279	47.928	44.296	255.9	1:06:00.233
18	3	1:49.730	22.972	46.391	40.367	263.4	37:22.376	31	3	1:55.215	24.009	48.150	43.056	255.9	1:07:55.448
19	3	1:52.632	22.980	46.614	43.038	266.0	39:15.008	32	3	1:55.145	24.264	48.032	42.849	255.3	1:09:50.593
20	3	1:53.601 B	22.776	46.588	44.237	265.4	41:08.609	33	3	1:57.768 B	24.148	47.845	45.775	255.9	1:11:48.361
21	1	3:37.841	2:06.353	48.689	42.799	249.4	44:46.450	34	3	7:31.303 B	5:56.599	48.384	46.320	252.9	1:19:19.664
22	1	1:54.170	23.885	47.887	42.398	259.6	46:40.620	35	3	3:02.645	1:24.463	50.709	47.473	237.4	1:22:22.309
23	1	1:53.694	24.038	47.529	42.127	256.5	48:34.314	36	3	2:27.142 B	24.830	48.058	1:14.254	255.9	1:24:49.451
24	1	1:53.297	23.676	47.311	42.310	261.5	50:27.611	<b>88 Garage 59</b> McLaren 720S GT3 GT							
25	1	1:53.195	23.596	47.507	42.092	257.8	52:20.806	1. Alexander WEST 3. Marvin KIRCHHOFFER							
26	1	1:53.228	23.391	47.319	42.518	262.8	54:14.034	2. Benjamin GOETHE							
27	1	1:53.302	23.630	47.010	42.662	264.1	56:07.336	1	1	3:07.073	1:25.082	54.085	47.906	177.3	3:07.073
								2	1	1:59.686	25.768	49.254	44.664	247.7	5:06.759
								3	1	1:56.592	24.861	48.243	43.488	258.4	7:03.351
								4	1	1:55.704	24.675	47.710	43.319	260.2	8:59.055





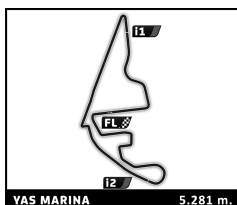
## Asian Le Mans Series 4 Hours of Abu Dhabi Free Practice 1

### Sector Analysis

Lap under Red Flag    Invalidated Lap    Personal Best    Session Best    Crossing the pit lane

Lap	D	Time	Sector 1	Sector 2	Sector 3	T. Spd	Elapsed	Lap	D	Time	Sector 1	Sector 2	Sector 3	T. Spd	Elapsed							
5	1	1:55.701	24.321	47.839	43.541	260.2	10:54.756	29	3	1:56.803B	24.433	47.711	44.659	260.9	1:21:52.078							
6	1	1:56.144	24.543	47.814	43.787	260.2	12:50.900	30	1	5:30.409B	2:24.794	1:46.394	1:19.221	79.9	1:27:22.487							
7	1	1:55.753	24.526	47.920	43.307	257.8	14:46.653	<b>95</b> TF Sport 1.John HARTSHORNE    3.Jonathan ADAM 2.Henrique CHAVES    GT Aston Martin Vantage AMR GT3														
8	1	1:55.639	24.467	47.828	43.344	258.4	16:42.292	1	1	3:28.494	1:44.783	54.967	48.744	204.5	3:28.494							
9	1	1:55.370	24.465	47.689	43.216	260.2	18:37.662	2	1	2:03.392	27.032	49.458	46.902	245.5	5:31.886							
10	1	1:59.565	24.408	48.178	46.979	259.0	20:37.227	3	1	1:58.564	25.392	48.292	44.880	260.2	7:30.450							
11	1	2:04.559B	25.214	50.589	48.756	241.6	22:41.786	4	1	1:59.038	25.050	47.895	46.093	260.9	9:29.488							
12	2	4:13.051	2:42.066	48.139	42.846	257.8	26:54.837	5	1	2:01.074	25.531	49.522	46.021	257.1	11:30.562							
13	2	1:54.350	23.919	47.725	42.706	259.0	28:49.187	6	1	1:58.173	25.055	47.972	45.146	260.9	13:28.735							
14	2	1:56.267	24.113	47.591	44.563	259.0	30:45.454	7	1	1:58.349	25.262	48.218	44.869	260.9	15:27.084							
15	2	1:57.054	23.989	47.958	45.107	259.0	32:42.508	8	1	1:58.917	25.152	48.482	45.283	261.5	17:26.001							
16	2	1:55.638	24.345	47.668	43.625	260.2	34:38.146	9	1	2:00.109	25.413	48.170	46.526	262.1	19:26.110							
17	2	1:55.940	24.171	48.069	43.700	255.3	36:34.086	10	1	2:03.331B	24.997	47.963	50.371	264.1	21:29.441							
18	2	1:59.872B	24.753	48.077	47.042	260.2	38:33.958	11	2	4:33.091	3:02.097	48.019	42.975	259.0	26:02.532							
19	3	3:55.001	2:21.570	48.005	45.426	259.0	42:28.959	12	2	1:54.786	24.240	47.469	43.977	259.6	27:57.318							
20	3	1:54.320	23.963	47.743	42.614	257.8	44:23.279	13	2	1:54.364	24.200	47.354	42.810	260.9	29:51.682							
21	3	1:54.448	24.088	47.459	42.901	259.0	46:17.727	14	2	1:55.041	24.029	48.008	43.004	260.2	31:46.723							
22	3	1:54.961	24.064	47.465	43.432	261.5	48:12.688	15	2	1:54.788	24.165	47.577	43.046	260.2	33:41.511							
23	3	1:53.962	24.042	47.356	42.564	259.0	50:06.650	16	2	1:55.475	24.154	47.447	43.874	260.9	35:36.986							
24	3	1:57.551B	24.443	47.644	45.464	260.2	52:04.201	17	2	1:57.226B	24.150	47.568	45.508	260.2	37:34.212							
25	3	7:54.550	6:22.312	48.788	43.450	224.1	59:58.751	18	2	4:06.431	2:34.605	47.937	43.889	260.2	41:40.643							
26	3	2:51.688B	42.918	1:09.490	59.280	135.5	1:02:50.439	19	2	1:55.087	24.275	47.536	43.276	260.2	43:35.730							
<b>91</b> Herberth Motorsport 1.Alex MALYKHIN    3.Harry KING 2.Joel STURM    GT Porsche 911 GT3 R							20									2	1:54.542	24.069	47.433	43.040	260.9	45:30.272
1	1	3:02.830B	1:08.659	56.496	57.675	207.7	3:02.830	21	2	1:55.019	24.046	47.625	43.348	263.4	47:25.291							
2	1	5:47.785	4:09.385	51.341	47.059	232.3	8:50.615	22	2	1:55.296	24.304	47.514	43.478	260.9	49:20.587							
3	1	1:56.649	24.676	48.125	43.848	257.8	10:47.264	23	2	1:55.749	24.257	47.849	43.643	257.8	51:16.336							
4	1	1:54.362	24.170	47.420	42.772	259.0	12:41.626	24	2	1:58.373B	24.665	47.842	45.866	259.0	53:14.709							
5	1	1:54.588	24.130	47.407	43.051	258.4	14:36.214	25	3	3:46.947	2:13.981	47.905	45.061	262.8	57:01.656							
6	1	2:04.374	24.507	47.351	52.516	258.4	16:40.588	26	3	1:56.949	24.968	47.542	44.439	262.1	58:58.605							
7	1	1:55.090	24.405	47.646	43.039	259.0	18:35.678	27	3	1:55.194	24.322	47.535	43.337	262.8	1:00:53.799							
8	1	2:03.797B	24.319	47.737	51.741	260.9	20:39.475	28	3	1:55.674	24.470	47.490	43.714	261.5	1:02:49.473							
9	2	8:21.852	6:50.442	48.834	42.576	258.4	29:01.327	29	3	1:54.774	24.210	47.477	43.087	263.4	1:04:44.247							
10	2	1:54.795	24.167	47.860	42.768	259.6	30:56.122	30	3	2:00.318B	24.890	48.368	47.060	245.5	1:06:44.565							
11	2	1:55.021	24.154	48.054	42.813	259.0	32:51.143	31	3	3:45.657	2:10.645	48.525	46.487	255.3	1:10:30.222							
12	2	1:55.635	24.918	47.944	42.773	257.8	34:46.778	32	3	1:56.740	24.453	47.467	44.820	263.4	1:12:26.962							
13	2	1:54.899	24.381	47.683	42.835	257.8	36:41.677	33	3	2:02.306	24.339	47.567	50.400	262.1	1:14:29.268							
14	2	1:55.010	24.445	47.826	42.739	258.4	38:36.687	34	3	1:55.412	24.531	47.469	43.412	262.1	1:16:24.680							
15	2	1:57.602B	24.395	47.989	45.218	260.9	40:34.289	35	3	1:55.038	24.362	47.292	43.384	263.4	1:18:19.718							
16	2	9:19.793	7:46.105	49.512	44.176	220.0	49:54.082	36	3	1:56.652	24.778	47.657	44.217	260.9	1:20:16.370							
17	2	1:55.026	24.503	47.688	42.835	260.2	51:49.108	37	3	1:54.689	24.262	47.306	43.121	262.1	1:22:11.059							
18	2	1:54.848	24.229	47.823	42.796	260.9	53:43.956	38	3	2:09.819B	24.334	47.499	57.986	262.8	1:24:20.878							
19	2	1:55.097	24.250	47.705	43.142	260.2	55:39.053	<b>98</b> 99 Racing 1.Neel JANI    3.Ahmad AL HATHY 2.Nikita MAZEPIN    LMP2 Oreca 07 - Gibson														
20	2	1:55.324	24.327	47.810	43.187	258.4	57:34.377	1	1	2:24.682	53.130	48.937	42.615	207.3	2:24.682							
21	2	1:55.219	24.192	47.795	43.232	259.0	59:29.596	2	1	1:48.923	22.093	44.909	41.921	276.2	4:13.605							
22	2	1:57.986B	24.984	47.692	45.310	259.0	1:01:27.582	3	1	1:45.496	21.545	44.223	39.728	277.6	5:59.101							
23	2	7:02.716	5:31.468	48.446	42.802	256.5	1:08:30.298	4	1	1:47.613	23.793	44.786	39.034	278.4	7:46.714							
24	2	1:54.948	24.275	47.753	42.920	259.0	1:10:25.246	5	1	1:45.159	21.396	43.914	39.849	277.6	9:31.873							
25	2	1:54.868	24.354	47.658	42.856	258.4	1:12:20.114	6	1	1:45.093	22.919	44.441	37.733	278.4	11:16.966							
26	2	1:54.717	24.209	47.704	42.804	259.0	1:14:14.831	7	1	1:44.778	21.270	43.887	39.621	279.8	13:01.744							
27	2	1:58.458B	24.414	47.703	46.341	259.6	1:16:13.289															
28	3	3:41.986	2:10.171	48.557	43.258	259.0	1:19:55.275															





## Asian Le Mans Series 4 Hours of Abu Dhabi Free Practice 1

### Sector Analysis

YAS MARINA 5.281 m.

Lap under Red Flag    Invalidated Lap    Personal Best    Session Best    B Crossing the pit lane

Lap	D	Time	Sector 1	Sector 2	Sector 3	T. Spd	Elapsed	Lap	D	Time	Sector 1	Sector 2	Sector 3	T. Spd	Elapsed
8	1	1:46.852	22.143	44.059	40.650	279.8	14:48.596	15	2	1:59.592 B	24.287	47.882	47.423	257.1	32:32.520
9	1	1:45.612	22.268	43.957	39.387	279.1	16:34.208	16	2	4:06.882	2:31.455	48.014	47.413	247.1	36:39.402
10	1	1:43.139	21.216	43.766	38.157	278.4	18:17.347	17	2	1:54.784	24.403	47.668	42.713	255.9	38:34.186
11	1	1:44.862	22.049	44.144	38.669	279.8	20:02.209	18	2	1:55.311	24.346	48.138	42.827	257.1	40:29.497
12	1	1:44.361	21.336	43.987	39.038	279.1	21:46.570	19	2	1:55.213	24.311	47.894	43.008	259.6	42:24.710
13	1	1:49.498 B	22.686	44.357	42.455	280.5	23:36.068	20	2	1:59.573 B	24.286	47.687	47.600	259.0	44:24.283
14	1	5:27.777	4:03.877	44.307	39.593	276.9	29:03.845	21	2	3:29.013	1:56.068	48.357	44.588	255.9	47:53.296
15	1	1:44.421	22.575	44.032	37.814	280.5	30:48.266	22	2	1:55.204	24.417	47.668	43.119	259.6	49:48.500
16	1	1:50.132	22.840	45.444	41.848	256.5	32:38.398	23	2	1:57.731	25.701	48.458	43.572	257.8	51:46.231
17	1	1:43.858	21.608	44.331	37.919	282.7	34:22.256	24	2	1:55.008	24.373	47.726	42.909	257.1	53:41.239
18	1	1:43.933	21.341	43.788	38.804	282.7	36:06.189	25	2	1:59.972 B	24.296	47.826	47.850	257.1	55:41.211
19	1	1:45.804	21.175	44.267	40.362	282.7	37:51.993	26	3	4:07.604	2:36.139	48.258	43.207	255.9	59:48.815
20	1	1:42.937	21.241	43.730	37.966	281.2	39:34.930	27	3	1:54.759	24.331	47.538	42.890	257.1	1:01:43.574
21	1	1:43.577	21.195	43.800	38.582	282.0	41:18.507	28	3	1:55.494	24.350	48.022	43.122	256.5	1:03:39.068
22	1	1:46.531 B	21.110	44.027	41.394	282.0	43:05.038	29	3	1:55.587	24.296	48.032	43.259	257.8	1:05:34.655
23	3	5:00.540	3:32.575	47.773	40.192	240.5	48:05.578	30	3	1:56.272	24.306	48.464	43.502	257.1	1:07:30.927
24	3	1:46.947	22.240	44.395	40.312	279.8	49:52.525	31	3	1:55.210	24.305	47.678	43.227	259.0	1:09:26.137
25	3	1:48.269	22.668	44.604	40.997	279.8	51:40.794	32	3	1:56.315	24.237	48.199	43.879	255.9	1:11:22.452
26	3	1:47.203	22.502	44.480	40.221	280.5	53:27.997	33	3	1:59.069 B	24.304	47.855	46.910	258.4	1:13:21.521
27	3	1:48.084	22.629	44.876	40.579	259.0	55:16.081	34	3	3:46.562	2:14.856	47.920	43.786	255.9	1:17:08.083
28	3	1:46.356	21.736	44.879	39.741	281.2	57:02.437	35	3	1:55.079	24.213	47.686	43.180	257.1	1:19:03.162
29	3	1:46.551	23.035	44.325	39.191	280.5	58:48.988	36	3	1:59.157 B	24.321	47.861	46.975	259.0	1:21:02.319
30	3	1:47.063	22.508	45.150	39.405	231.3	1:00:36.051	37	1	3:53.862 B	1:47.052	48.392	1:18.418	258.4	1:24:56.181
31	3	1:46.898	22.703	45.164	39.031	274.1	1:02:22.949								
32	3	1:47.543	21.786	46.081	39.676	254.1	1:04:10.492								
33	3	1:49.203	22.711	44.434	42.058	281.2	1:05:59.695								
34	3	1:47.627	21.838	44.781	41.008	266.7	1:07:47.322								
35	3	1:44.918	21.676	44.286	38.956	280.5	1:09:32.240								
36	3	1:47.116	21.233	45.543	40.340	281.2	1:11:19.356								
37	3	1:46.802	22.039	44.550	40.213	274.1	1:13:06.158								
38	3	1:47.010	21.977	44.409	40.624	279.8	1:14:53.168								
39	3	1:48.931 B	21.594	44.476	42.861	280.5	1:16:42.099								
40	1	3:24.134	1:58.852	44.769	40.513	270.0	1:20:06.233								
41	1	1:44.879	21.633	44.481	38.765	280.5	1:21:51.112								
42	1	1:48.000	21.429	44.222	42.349	282.7	1:23:39.112								
43	1	4:07.777 B	1:00.789	1:44.943	1:22.045	81.4	1:27:46.889								

99		Herberth Motorsport		Porsche 911 GT3 R			
		1.Ralf BOHN	3.Robert RENAUER	GT			
		2.Axcil JEFFRIES					
1	1	3:23.134	1:40.582	55.950	46.602	209.7	3:23.134
2	1	1:58.465	24.902	48.754	44.809	259.0	5:21.599
3	1	1:54.390	24.375	47.471	42.544	259.6	7:15.989
4	1	1:56.877	24.577	47.422	44.878	260.2	9:12.866
5	1	1:54.756	24.294	47.661	42.801	260.9	11:07.622
6	1	1:55.059	24.323	47.492	43.244	259.6	13:02.681
7	1	1:54.755	24.481	47.341	42.933	259.6	14:57.436
8	1	2:00.568 B	24.425	47.454	48.689	260.2	16:58.004
9	2	3:59.267	2:18.596	49.602	51.069	237.4	20:57.271
10	2	1:56.145	24.977	48.078	43.090	260.9	22:53.416
11	2	1:54.880	24.220	47.865	42.795	257.8	24:48.296
12	2	1:55.317	24.470	47.775	43.072	256.5	26:43.613
13	2	1:54.819	24.262	47.917	42.640	255.9	28:38.432
14	2	1:54.496	24.242	47.724	42.530	255.3	30:32.928

