

Asian Le Mans Series 4 Hours of Abu Dhabi Free Practice 2

Sector Analysis

VAS MARINA 5.281 m.

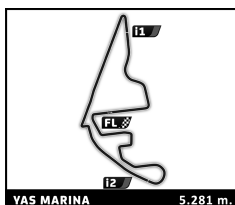
Lap under Red Flag Invalidated Lap ■ Personal Best ■ Session Best B Crossing the pit lane

Lap	D	Time	Sector 1	Sector 2	Sector 3	T. Spd	Elapsed	Lap	D	Time	Sector 1	Sector 2	Sector 3	T. Spd	Elapsed			
1	CD Sport							Ligier JS P320 - Nissan	13	1	1:53.153	23.223	46.488	43.442	266.0	31:15.801		
	1. Michael JENSEN 3. Valdemar ERIKSEN LMP3							14	1	1:56.047	23.197	46.025	46.825	268.7	33:11.848			
	2. Nick ADCOCK							15	1	1:49.800	22.724	46.122	40.954	267.3	35:01.648			
	1	2	2:23.653	46.483	51.605	45.565	206.9	2:23.653	16	1	1:53.983 B	22.858	46.390	44.735	268.0	36:55.631		
	2	2	2:01.023	24.360	49.086	47.577	238.9	4:24.676	17	3	4:10.363	2:36.103	49.313	44.947	251.7	41:05.994		
	3	2	2:15.465	23.614	47.371	1:04.480	258.4	6:40.141	18	3	1:57.565	24.453	48.073	45.039	259.6	43:03.559		
	4	2	3:58.188	53.803	1:46.346	1:18.039	79.6	10:38.329	19	3	1:58.621	24.265	49.885	44.471	236.3	45:02.180		
	5	2	3:43.864	53.821	1:46.858	1:03.185	79.6	14:22.193	20	3	1:57.643	24.598	48.145	44.900	259.6	46:59.823		
	6	2	1:53.474	24.033	47.046	42.395	260.9	16:15.667	21	3	1:59.648	25.793	48.341	45.514	259.6	48:59.471		
	7	2	1:54.387	23.341	46.585	44.461	262.1	18:10.054	22	3	2:00.222	26.031	49.638	44.553	232.8	50:59.693		
2	CD Sport							Ligier JS P320 - Nissan	23	3	1:56.949	24.397	48.928	43.624	260.9	52:56.642		
	1. Vladislav LOMKO 3. Jacques WOLFF LMP3							24	3	2:03.073 B	24.372	48.558	50.143	258.4	54:59.715			
	2. James SWEETNAM							25	3	5:24.700	3:51.743	48.881	44.076	242.2	1:00:24.415			
	1	1	1:54.184	23.836	47.499	42.849	261.5	28:17.696	26	3	1:55.895	24.029	47.784	44.082	262.1	1:02:20.310		
	2	1	1:54.705	23.586	46.794	44.325	263.4	20:04.759	27	3	1:56.999	24.250	48.725	44.024	262.8	1:04:17.309		
	3	2	2:01.909 B	23.396	48.812	49.701	264.7	22:06.668	28	3	1:57.638	25.325	48.579	43.734	262.1	1:06:14.947		
	4	1	4:16.844	2:44.557	48.391	43.896	255.3	26:23.512	29	3	1:55.488	24.215	47.756	43.517	263.4	1:08:10.435		
	5	1	1:54.184	23.836	47.499	42.849	261.5	28:17.696	30	3	1:56.155	24.254	48.123	43.778	260.9	1:10:06.590		
	6	1	1:54.022	23.853	47.368	42.801	262.8	30:11.718	31	3	1:55.421	24.027	47.963	43.431	263.4	1:12:02.011		
	7	1	1:56.515	23.766	47.913	44.836	260.9	32:08.233	32	3	1:56.354	24.185	48.151	44.018	262.1	1:13:58.365		
3	DKR Engineering							Oreca 07 - Gibson	33	3	1:57.248	24.977	48.469	43.802	261.5	1:15:55.613		
	1. Salihi YOLUC 3. Ayhan GUVEN LMP2							34	3	1:55.453	24.406	47.831	43.216	264.7	1:17:51.066			
	2. Charlie EASTWOOD							35	3	1:56.170	25.085	47.763	43.322	266.7	1:19:47.236			
	1	2	2:23.653	46.483	51.605	45.565	206.9	2:23.653	36	3	1:55.855	25.128	47.458	43.269	264.1	1:21:43.091		
	2	2	2:01.023	24.360	49.086	47.577	238.9	4:24.676	37	3	1:58.825	24.820	48.073	45.932	250.6	1:23:41.916		
	3	2	2:15.465	23.614	47.371	1:04.480	258.4	6:40.141	38	3	1:55.004	24.144	47.521	43.339	264.1	1:25:36.920		
	4	2	3:58.188	53.803	1:46.346	1:18.039	79.6	10:38.329	39	3	1:55.677	23.861	47.768	44.048	251.2	1:27:32.597		
	5	2	3:43.864	53.821	1:46.858	1:03.185	79.6	14:22.193	40	3	1:58.450	24.407	48.515	45.528	244.9	1:29:31.047		
	6	2	1:53.474	24.033	47.046	42.395	260.9	16:15.667	41	3	1:56.585	24.036	48.188	44.361	264.1	1:31:27.632		
	7	2	1:54.387	23.341	46.585	44.461	262.1	18:10.054										
4	DKR Engineering							Oreca 07 - Gibson										
	1. Salihi YOLUC 3. Ayhan GUVEN LMP2																	
	2. Charlie EASTWOOD																	
	1	2	2:23.653	46.483	51.605	45.565	206.9	2:23.653										
	2	2	2:01.023	24.360	49.086	47.577	238.9	4:24.676										
	3	2	2:15.465	23.614	47.371	1:04.480	258.4	6:40.141										
	4	2	3:58.188	53.803	1:46.346	1:18.039	79.6	10:38.329										
	5	2	3:43.864	53.821	1:46.858	1:03.185	79.6	14:22.193										
	6	2	1:53.474	24.033	47.046	42.395	260.9	16:15.667										
	7	2	1:54.387	23.341	46.585	44.461	262.1	18:10.054										





ASIAN LE MANS SERIES



Asian Le Mans Series 4 Hours of Abu Dhabi Free Practice 2

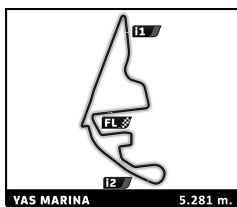
Sector Analysis

VAS MARINA 5.281 m.

Lap under Red Flag Invalidated Lap Personal Best Session Best Crossing the pit lane

Lap	D	Time	Sector 1	Sector 2	Sector 3	T. Spd	Elapsed	Lap	D	Time	Sector 1	Sector 2	Sector 3	T. Spd	Elapsed							
22	3	1:45.831	21.529	44.016	40.286	277.6	50:30.260	34	2	1:53.235	23.580	46.714	42.941	261.5	1:21:02.069							
23	3	1:46.050	21.146	44.119	40.785	276.9	52:16.310	35	2	1:49.857	22.987	46.184	40.686	264.1	1:22:51.926							
24	3	1:46.277	21.150	44.009	41.118	276.9	54:02.587	36	2	1:51.017	23.719	46.368	40.930	262.8	1:24:42.943							
25	3	1:47.414 B	21.163	44.242	42.009	277.6	55:50.001	37	2	1:49.784	23.134	45.994	40.656	263.4	1:26:32.727							
26	2	13:23.068	...	47.350	39.659	238.4	1:09:13.069	38	2	1:49.563	23.008	45.982	40.573	264.1	1:28:22.290							
27	2	1:45.289	21.873	44.729	38.687	272.7	1:10:58.358	39	2	1:56.153 B	23.088	46.262	46.803	264.1	1:30:18.443							
28	2	1:44.786	21.593	44.390	38.803	274.8	1:12:43.144	5 DKR Engineering <small>Duqueine M30 - D08 - Nissan LMP3</small> 1.Tom VAN ROMPUY 2.Valentino CATALANO														
29	2	1:46.894	21.488	44.253	41.153	279.1	1:14:30.038															
30	2	1:45.660	22.324	44.890	38.446	257.8	1:16:15.698															
31	2	1:46.103	21.473	44.131	40.499	278.4	1:18:01.801															
32	2	1:46.099	22.124	45.123	38.852	267.3	1:19:47.900															
33	2	1:46.246	22.840	44.316	39.090	277.6	1:21:34.146															
34	2	1:44.636	21.362	43.929	39.345	276.9	1:23:18.782															
35	2	1:43.823	21.201	44.197	38.425	277.6	1:25:02.605															
36	2	1:44.172	20.915	44.472	38.785	275.5	1:26:46.777															
37	2	1:45.001	22.020	44.349	38.632	276.9	1:28:31.778															
38	2	1:48.072 B	21.349	44.067	42.656	276.9	1:30:19.850															
4 Nielsen Racing <small>Ligier JS P320 - Nissan LMP3</small> 1.Tony WELLS 2.Matthew BELL															10	1	1:54.135	24.079	47.376	42.680	264.1	25:35.216
															11	1	1:57.312	23.523	47.849	45.940	251.2	27:32.528
															12	1	1:51.895	23.392	46.591	41.912	269.3	29:24.423
								13	1	1:52.084	23.399	46.537	42.148	264.1	31:16.507							
								14	1	1:59.284	24.128	47.732	47.424	263.4	33:15.791							
								15	1	1:58.479 B	23.614	46.905	47.960	263.4	35:14.270							
								16	1	3:49.126 B	2:14.727	47.566	46.833	255.9	39:03.396							
								17	2	3:39.581	2:10.907	47.293	41.381	259.0	42:42.977							
								18	2	1:53.964	23.173	47.572	43.219	261.5	44:36.941							
								19	2	1:49.944	23.012	46.162	40.770	264.7	46:26.885							
								20	2	1:49.298	22.726	45.999	40.573	265.4	48:16.183							
								21	2	1:49.968	22.636	45.986	41.346	268.0	50:06.151							
								22	2	1:49.145	22.850	45.976	40.319	260.2	51:55.296							
								23	2	1:49.346	22.571	45.945	40.830	265.4	53:44.642							
24	2	1:53.222 B	23.158	45.932	44.132	264.7	55:37.864															
6 Haupt Racing Team <small>Mercedes AMG GT3 GT</small> 1.Arjun MAINI 2.Frank BIRD 3.Michael BLANCHEMAIN								1	1	4:31.865	2:41.690	58.940	51.235	186.5	4:31.865							
								2	1	2:31.449 B	27.186	52.477	1:11.786	222.7	7:03.314							
								3	1	10:33.050	8:54.259	53.377	45.414	223.6	17:36.364							
								4	1	2:00.585	26.400	49.824	44.361	257.1	19:36.949							
								5	1	2:06.495	25.745	53.999	46.751	180.0	21:43.444							
								6	1	1:55.106	24.212	47.519	43.375	260.2	23:38.550							
								7	1	1:54.405	24.007	47.456	42.942	259.0	25:32.955							
								8	1	2:00.685	24.570	47.706	48.409	259.6	27:33.640							
								9	1	1:54.044	24.036	47.248	42.760	259.6	29:27.684							
								10	1	2:07.457 B	24.809	48.656	53.992	233.3	31:35.141							
								11	2	7:23.831	5:48.812	50.829	44.190	253.5	38:58.972							
								12	2	1:59.294	24.425	48.979	45.890	257.1	40:58.266							
								13	2	1:53.772	24.020	47.187	42.565	259.0	42:52.038							
								14	2	1:56.479	23.965	47.432	45.082	259.6	44:48.517							
								15	2	1:53.827	23.904	47.227	42.696	259.0	46:42.344							
								16	2	1:54.215	24.248	47.184	42.783	258.4	48:36.559							
17	2	1:58.047 B	23.997	47.544	46.506	257.8	50:34.606															





Asian Le Mans Series 4 Hours of Abu Dhabi Free Practice 2

Sector Analysis

Lap under Red Flag Invalidated Lap Personal Best Session Best Crossing the pit lane

Lap	D	Time	Sector 1	Sector 2	Sector 3	T. Spd	Elapsed	Lap	D	Time	Sector 1	Sector 2	Sector 3	T. Spd	Elapsed
18	1	3:46.173	2:10.753	51.229	44.191	240.5	54:20.779	9	3	1:51.672	23.497	46.679	41.496	262.1	22:53.713
19	1	1:53.953	24.221	47.176	42.556	259.0	56:14.732	10	3	1:52.349	24.439	46.780	41.130	262.8	24:46.062
20	1	1:53.663	23.926	47.263	42.474	259.6	58:08.395	11	3	1:52.628	24.236	46.898	41.494	260.9	26:38.690
21	1	1:54.519	23.915	47.683	42.921	259.0	1:00:02.914	12	3	1:50.814	22.946	46.627	41.241	262.8	28:29.504
22	1	1:58.696	25.238	47.737	45.721	259.0	1:02:01.610	13	3	1:53.378 B	23.054	46.670	43.654	263.4	30:22.882
23	1	1:54.482	24.549	47.297	42.636	258.4	1:03:56.092	14	2	3:42.922	2:12.027	48.932	41.963	247.1	34:05.804
24	1	1:53.563	23.907	47.214	42.442	259.6	1:05:49.655	15	2	1:53.321	23.307	47.089	42.925	261.5	35:59.125
25	1	1:57.101 B	23.836	47.497	45.768	258.4	1:07:46.756	16	2	1:50.198	23.193	46.524	40.481	262.1	37:49.323
26	3	4:08.263	2:29.454	51.947	46.862	252.9	1:11:55.019	17	2	1:50.512	23.024	46.728	40.760	250.0	39:39.835
27	3	2:02.864	25.438	51.510	45.916	238.9	1:13:57.883	18	2	1:50.832	23.075	46.568	41.189	264.7	41:30.667
28	3	2:00.506	25.163	50.107	45.236	255.3	1:15:58.389	19	2	1:50.115	23.284	46.266	40.565	260.9	43:20.782
29	3	1:59.150	25.453	48.544	45.153	256.5	1:17:57.539	20	2	1:55.014 B	22.842	46.438	45.734	264.1	45:15.796
30	3	1:59.322	25.277	48.929	45.116	250.6	1:19:56.861	21	1	3:43.942	2:12.651	48.728	42.563	260.2	48:59.738
31	3	1:58.396	25.352	48.333	44.711	257.8	1:21:55.257	22	1	1:55.865	24.943	47.394	43.528	260.9	50:55.603
32	3	1:58.871	25.160	49.268	44.443	246.6	1:23:54.128	23	1	1:54.189	24.002	47.910	42.277	262.1	52:49.792
33	3	1:57.784	25.091	48.787	43.906	257.8	1:25:51.912	24	1	1:52.678	23.687	46.986	42.005	262.1	54:42.470
34	3	2:00.020	25.728	48.984	45.308	257.1	1:27:51.932	25	1	1:52.650	23.620	46.912	42.118	263.4	56:35.120
35	3	1:56.922	24.976	48.054	43.892	258.4	1:29:48.854	26	1	1:53.921	24.068	47.700	42.153	262.8	58:29.041
36	3	1:56.980	24.839	48.222	43.919	259.0	1:31:45.834	27	1	1:52.430	23.606	46.842	41.982	262.1	1:00:21.471

7 **Haupt Racing Team** Mercedes AMG GT3
 1. Al Faisal AL ZUBAIR 3. Martin KONRAD GT
 2. Luca STOLZ

1	3	16:52.538	...	52.523	47.727	244.3	16:52.538
2	3	1:58.905	26.025	48.667	44.213	255.3	18:51.443
3	3	2:05.200	24.621	48.780	51.799	214.3	20:56.643
4	3	1:54.526	24.241	47.348	42.937	257.8	22:51.169
5	3	1:54.382	24.087	47.887	42.408	258.4	24:45.551
6	3	2:00.921 B	24.107	49.897	46.917	213.0	26:46.472
7	1	4:00.318	2:27.597	48.884	43.837	254.1	30:46.790
8	1	2:00.931 B	24.244	48.130	48.557	258.4	32:47.721
9	2	36:40.244	...	49.062	42.909	250.0	1:09:27.965
10	2	1:56.860	24.212	48.106	44.542	251.2	1:11:24.825
11	2	1:54.553	24.235	47.426	42.892	256.5	1:13:19.378
12	2	1:57.235	24.482	48.478	44.275	255.3	1:15:16.613
13	2	1:53.827	24.068	47.406	42.353	257.1	1:17:10.440
14	2	1:53.998	23.881	47.341	42.776	257.1	1:19:04.438
15	2	1:53.471	23.868	47.246	42.357	257.1	1:20:57.909
16	2	1:53.521	23.868	47.203	42.450	257.1	1:22:51.430
17	2	1:54.575	24.061	47.858	42.656	259.0	1:24:46.005
18	2	1:54.348	24.412	47.432	42.504	257.8	1:26:40.353
19	2	1:55.249	23.953	47.771	43.525	257.1	1:28:35.602
20	2	1:53.838	24.129	47.296	42.413	257.1	1:30:29.440

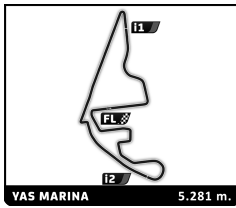
8 **Graff Racing** Ligier JS P320 - Nissan
 1. Fabrice ROSSELLO 3. Francois HERIAU LMP3
 2. Xavier LLOVERAS

1	3	3:29.756	1:53.661	51.384	44.711	192.9	3:29.756
2	3	1:54.792	24.318	47.864	42.610	228.3	5:24.548
3	3	3:19.399	24.468	1:37.076	1:17.855	79.5	8:43.947
4	3	3:56.338	53.777	1:45.432	1:17.129	79.9	12:40.285
5	3	2:39.964	53.729	1:03.534	42.701	204.9	15:20.249
6	3	1:53.984	23.378	47.331	43.275	235.3	17:14.233
7	3	1:52.978	23.718	46.891	42.369	259.0	19:07.211
8	3	1:54.830	23.506	46.493	44.831	260.2	21:02.041

9 **Graff Racing** Ligier JS P320 - Nissan
 1. Eric TROUILLET 3. Belen GARCIA LMP3
 2. Sebastien PAGE

1	1	2:40.543	58.043	53.652	48.848	193.5	2:40.543
2	1	1:57.100	25.344	48.539	43.217	208.9	4:37.643
3	1	2:11.484	23.872	47.248	1:00.364	252.9	6:49.127
4	1	3:54.994	53.576	1:45.161	1:16.257	80.0	10:44.121
5	1	3:45.332	54.122	1:47.992	1:03.218	76.5	14:29.453
6	1	1:53.905	24.169	47.272	42.464	260.2	16:23.358
7	1	1:51.536	23.326	46.750	41.460	264.7	18:14.894
8	1	1:57.412	22.994	48.135	46.283	266.7	20:12.306
9	1	1:50.443	23.009	46.364	41.070	266.0	22:02.749
10	1	1:58.474 B	22.964	46.129	49.381	266.7	24:01.223
11	1	6:29.216	4:59.852	47.533	41.831	254.7	30:30.439
12	1	1:51.931	23.643	46.867	41.421	264.1	32:22.370
13	1	1:50.961	23.352	46.342	41.267	264.1	34:13.331
14	1	1:51.174	23.788	46.420	40.966	264.7	36:04.505
15	1	1:50.600	23.080	46.204	41.316	264.7	37:55.105
16	1	1:50.585	23.196	46.284	41.105	264.7	39:45.690
17	1	1:54.625 B	23.175	46.324	45.126	265.4	41:40.315



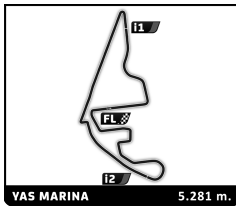


Asian Le Mans Series 4 Hours of Abu Dhabi Free Practice 2

Sector Analysis

											Lap under Red Flag Invalidated Lap Personal Best Session Best B Crossing the pit lane										
Lap	D	Time	Sector 1	Sector 2	Sector 3	T. Spd	Elapsed	Lap	D	Time	Sector 1	Sector 2	Sector 3	T. Spd	Elapsed						
18	2	3:45.706	2:12.657	48.064	44.985	261.5	45:26.021														
19	2	1:54.012	23.826	46.986	43.200	262.1	47:20.033														
20	2	1:53.779	24.473	46.747	42.559	262.8	49:13.812														
21	2	1:53.929	23.988	46.812	43.129	264.7	51:07.741														
22	2	1:58.876	25.169	50.987	42.720	253.5	53:06.617														
23	2	1:52.726	24.003	46.656	42.067	262.8	54:59.343														
24	2	1:53.807	23.479	46.386	43.942	263.4	56:53.150														
25	2	1:55.799	25.902	46.956	42.941	262.8	58:48.949														
26	2	2:01.035 B	24.342	47.501	49.192	264.1	1:00:49.984														
27	2	3:42.086	2:11.672	48.049	42.365	257.1	1:04:32.070														
28	2	1:53.385	23.733	47.115	42.537	262.1	1:06:25.455														
29	2	1:53.677	24.009	47.000	42.668	262.1	1:08:19.132														
30	2	1:53.140	23.534	47.124	42.482	262.1	1:10:12.272														
31	2	1:53.004	23.605	46.952	42.447	262.8	1:12:05.276														
32	2	1:58.906 B	23.854	48.071	46.981	260.2	1:14:04.182														
33	3	3:44.343	2:12.947	48.964	42.432	244.3	1:17:48.525														
34	3	1:53.881	24.082	47.572	42.227	250.6	1:19:42.406														
35	3	1:53.731	23.479	47.024	43.228	263.4	1:21:36.137														
36	3	1:54.262	23.592	48.264	42.406	251.2	1:23:30.399														
37	3	1:51.981	23.852	46.652	41.477	262.8	1:25:22.380														
38	3	1:51.956	23.345	46.936	41.675	264.1	1:27:14.336														
39	3	1:51.400	23.200	46.691	41.509	265.4	1:29:05.736														
40	3	1:52.413	23.604	46.987	41.822	260.9	1:30:58.149														
10 Getspeed Mercedes AMG GT3 GT																					
1.Raffaele MARCIELLO 3.Florian SCHOLZE																					
2.Fabian SCHILLER																					
1	3	4:07.843	2:30.615	51.042	46.186	251.2	4:07.843														
2	3	2:13.692	25.287	48.072	1:00.333	257.8	6:21.535														
3	3	3:56.467	53.885	1:46.049	1:16.533	79.8	10:18.002														
4	3	3:55.944 B	53.545	1:46.215	1:16.184	79.6	14:13.946														
5	3	2:25.061	51.864	48.598	44.599	259.0	16:39.007														
6	3	1:56.222	24.648	47.657	43.917	259.6	18:35.229														
7	3	1:58.287	24.582	48.643	45.062	259.6	20:33.516														
8	3	1:56.145	24.768	47.838	43.539	259.6	22:29.661														
9	3	1:55.898	24.507	47.741	43.650	259.6	24:25.559														
10	3	2:00.627 B	25.161	47.701	47.765	259.6	26:26.186														
11	3	4:53.798	3:14.211	50.047	49.540	251.2	31:19.984														
12	3	1:57.924	25.454	48.127	44.343	258.4	33:17.908														
13	3	1:59.828	25.354	49.850	44.624	260.2	35:17.736														
14	3	1:54.262	24.309	47.383	42.570	259.6	37:11.998														
15	3	2:00.531	24.287	49.741	46.503	243.8	39:12.529														
16	3	1:54.785	24.274	47.389	43.122	259.6	41:07.314														
17	3	1:56.755	24.426	48.476	43.853	260.9	43:04.069														
18	3	1:59.465 B	24.381	48.448	46.636	257.8	45:03.534														
19	1	3:45.789	2:11.002	49.311	45.476	256.5	48:49.323														
20	1	1:54.412	24.309	47.317	42.786	258.4	50:43.735														
21	1	1:53.837	24.062	47.485	42.290	258.4	52:37.572														
22	1	1:55.540	24.593	48.104	42.843	260.2	54:33.112														
23	1	1:53.643	24.115	47.279	42.249	259.6	56:26.755														
24	1	1:53.598	23.974	47.405	42.219	258.4	58:20.353														
25	1	1:54.082	24.230	47.431	42.421	260.2	1:00:14.435														
26	1	1:53.738	24.088	47.275	42.375	259.0	1:02:08.173														
27	1	1:54.249	24.054	47.629	42.566	259.0	1:04:02.422														
11 WTM by Rinaldi Racing Duqueine M30 - D08 - Nissan																					
1.Torsten KRATZ 3.Nicolas VARRONE LMP3																					
2.Leonard WEISS																					
1	3	3:40.003	2:08.636	49.518	41.849	234.3	3:40.003														
2	3	1:50.356	23.122	46.108	41.126	264.7	5:30.359														
3	3	3:59.157	24.788	2:06.502	1:27.867	72.6	9:29.516														
4	3	3:58.289	54.291	1:47.135	1:16.863	77.0	13:27.805														
5	3	2:11.994	43.225	47.016	41.753	255.3	15:39.799														
6	3	1:49.686	22.642	46.441	40.603	266.7	17:29.485														
7	3	1:49.479	23.407	45.824	40.248	266.7	19:18.964														
8	3	1:57.289	22.594	45.826	48.869	268.0	21:16.253														
9	3	1:48.952	22.551	45.728	40.673	268.0	23:05.205														
10	3	1:53.856	23.697	46.710	43.449	258.4	24:59.061														
11	3	1:48.232	22.630	45.625	39.977	267.3	26:47.293														
12	3	1:52.057 B	22.590	46.653	42.814	260.2	28:39.350														
13	1	3:40.720	2:11.692	47.360	41.668	262.1	32:20.070														
14	1	1:51.117	22.997	46.404	41.716	266.7	34:11.187														
15	1	1:50.461	23.071	46.461	40.929	266.7	36:01.648														
16	1	1:50.231	23.058	46.148	41.025	269.3	37:51.879														
17	1	1:53.272	22.909	46.322	44.041	268.7	39:45.151														
18	1	1:49.860	22.855	46.170	40.835	268.0	41:35.011														
19	1	1:51.061	23.274	46.572	41.215	268.7	43:26.072														
20	1	1:51.921	23.148	46.921	41.852	254.7	45:17.993														
21	1	1:54.975	23.348	46.550	45.077	268.7	47:12.968														
22	1	1:52.570	23.066	46.412	43.092	268.0	49:05.538														
23	1	1:51.857	22.779	46.653	42.425	262.1	50:57.395														
24	1	2:08.703 B	23.091	59.838	45.774	257.1	53:06.098														
25	2	3:38.369	2:09.483	47.194	41.692	264.1	56:44.467														
26	2	1:51.650	23.522	46.691	41.437	266.7	58:36.117														
27	2	1:50.957	23.164	46.406	41.387	266.0	1:00:27.074														
28	2	1:51.085	23.078	46.435	41.572	267.3	1:02:18.159														
29	2	1:50.720	23.054	46.640	41.026	266.7	1:04:08.879														
30	2	1:52.322	23.026	47.186	42.110	265.4	1:06:01.201														
31	2	1:53.304	23.641	47.319	42.344	267.3	1:07:54.505														
32	2	1:52.164	23.445	46.904	41.815	267.3	1:09:46.669														
33	2	1:53.051	24.097	47.465	41.489	266.7	1:11:39.720														
34	2	1:50.811	23.120	46.536	41.155	266.7	1:13:30.531														
35	2	1:56.093 B	23.121	46.769	46.203	266.0	1:15:26.624														
15 RLR MSport Ligier JS P320 - Nissan																					
1.Amir FEYZULIN 3.Andres LATORRE LMP3																					
2.Bijoy GARG																					
1	1	2:42.444	57.423	56.338	48.683	191.8	2:42.444														
2	1	1:58.826	25.598	48.829	44.399	254.7	4:41.270														
3	1	2:25.514	23.848	48.418	1:13.248	263.4	7:06.784														



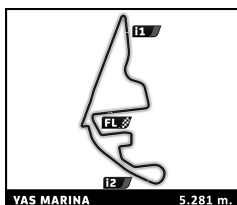


Asian Le Mans Series 4 Hours of Abu Dhabi Free Practice 2

Sector Analysis

Lap under Red Flag											Invalidated Lap											Personal Best											Session Best											B Crossing the pit lane																																																																																																																																																																																																			
Lap	D	Time	Sector 1	Sector 2	Sector 3	T. Spd	Elapsed	Lap	D	Time	Sector 1	Sector 2	Sector 3	T. Spd	Elapsed	Lap	D	Time	Sector 1	Sector 2	Sector 3	T. Spd	Elapsed	Lap	D	Time	Sector 1	Sector 2	Sector 3	T. Spd	Elapsed	Lap	D	Time	Sector 1	Sector 2	Sector 3	T. Spd	Elapsed	Lap	D	Time	Sector 1	Sector 2	Sector 3	T. Spd	Elapsed																																																																																																																																																																																																
4	1	4:00.208	53.787	1:48.631	1:17.790	79.8	11:06.992	12	1	1:56.534	24.302	48.135	44.097	257.1	30:54.500	13	1	2:07.151	25.472	50.335	51.344	243.8	33:01.651	14	2	5:16.505	3:38.495	51.173	46.837	252.9	38:18.156	15	2	2:00.211	25.626	48.856	45.729	254.7	40:18.367	16	2	1:58.083	25.128	48.427	44.528	256.5	42:16.450	17	2	1:57.542	24.927	48.467	44.148	255.9	44:13.992	18	2	1:56.936	24.781	48.029	44.126	255.9	46:10.928	19	2	1:57.642	24.816	48.424	44.402	255.9	48:08.570	20	2	1:57.439	25.050	48.180	44.209	256.5	50:06.009	21	2	1:58.657	25.610	48.301	44.746	255.9	52:04.666	22	2	1:58.046	24.812	48.228	45.006	255.9	54:02.712	23	2	1:57.734	24.955	48.620	44.159	254.7	56:00.446	24	2	1:59.494	26.237	48.614	44.643	255.3	57:59.940	25	2	2:02.594	25.123	49.397	48.074	257.1	1:00:02.534	26	2	2:10.220	27.350	49.999	52.871	228.3	1:02:12.754	27	3	3:46.148	2:12.778	49.520	43.850	246.6	1:05:58.902	28	3	1:58.328	24.830	49.606	43.892	255.9	1:07:57.230	29	3	1:55.323	24.256	47.891	43.176	257.8	1:09:52.553	30	3	1:55.206	24.230	48.069	42.907	257.1	1:11:47.759	31	3	1:55.032	24.181	47.834	43.017	257.8	1:13:42.791	32	3	1:55.029	24.079	47.888	43.062	256.5	1:15:37.820	33	3	1:58.069	24.962	49.886	43.221	247.7	1:17:35.889	34	3	1:54.745	24.133	47.761	42.851	258.4	1:19:30.634	35	3	1:54.742	24.210	47.628	42.904	257.8	1:21:25.376	36	3	1:55.191	24.223	47.580	43.388	257.1	1:23:20.567	37	3	1:55.266	24.534	47.876	42.856	257.8	1:25:15.833	38	3	1:54.338	24.093	47.583	42.662	257.1	1:27:10.171	39	3	1:54.364	24.138	47.561	42.665	257.8	1:29:04.535	40	3	1:54.844	24.090	47.730	43.024	258.4	1:30:59.379
17																																	COOL Racing						Ligier JS P320 - Nissan						LMP3																																																																																																																																																																																																		
1.Cedric OLTRAMARE																																	3.Marcos SIEBERT																																																																																																																																																																																																														
2.Adrien CHILA																																																																																																																																																																																																																																															
1	2	2:37.392	58.407	52.588	46.397	216.0	2:37.392	2	2	1:58.885	26.655	48.504	43.726	230.3	4:36.277	3	2	2:10.857	23.851	47.263	59.743	262.8	6:47.134	4	2	3:57.490	52.138	1:46.921	1:18.431	80.0	10:44.624	5	2	4:27.997	2:24.503	1:19.304	44.190	169.0	15:12.621	6	2	1:55.274	24.195	47.511	43.568	243.2	17:07.895	7	2	1:54.121	23.776	47.012	43.333	264.7	19:02.016	8	2	1:53.725	23.519	46.333	43.873	264.7	20:55.741	9	2	1:54.462	23.492	46.425	44.545	264.7	22:50.203	10	2	3:49.708	2:14.779	49.766	45.163	242.7	26:39.911	11	2	1:53.535	24.356	47.550	41.629	256.5	28:33.446	12	2	1:50.661	23.342	46.296	41.023	262.8	30:24.107	13	2	1:51.922	24.447	46.308	41.167	265.4	32:16.029	14	2	1:50.865	22.632	47.305	40.928	263.4	34:06.894	15	2	1:53.889	23.161	46.235	44.493	265.4	36:00.783	16	2	1:49.929	22.597	46.491	40.841	265.4	37:50.712	17	2	1:54.610	23.114	45.910	45.586	266.7	39:45.322	18	1	3:39.943	2:11.208	47.334	41.401	262.8	43:25.265	19	1	1:52.223	23.453	47.196	41.574	260.9	45:17.488	20	1	1:52.337	22.825	47.144	42.368	264.7	47:09.825	21	1	1:52.200	23.619	46.420	42.161	266.7	49:02.025																																																																								
16																																	Getspeed						Mercedes AMG GT3						GT																																																																																																																																																																																																		
1.Bihuang ZHOU																																	3.Alexandre IMPERATORI																																																																																																																																																																																																														
2.Zhongwei WANG																																																																																																																																																																																																																																															
1	1	4:21.766	2:38.805	53.309	49.652	219.1	4:21.766	2	1	2:21.750	25.798	50.622	1:05.330	235.3	6:43.516	3	1	3:59.779	54.446	1:47.715	1:17.618	78.9	10:43.295	4	1	3:50.927	54.431	1:47.928	1:08.568	78.7	14:34.222	5	1	2:00.168	25.954	48.673	45.541	254.7	16:34.390	6	1	1:55.617	24.470	47.903	43.244	256.5	18:30.007	7	1	2:34.227	24.278	47.811	1:22.138	256.5	21:04.234	8	1	1:57.232	24.512	48.018	44.702	257.1	23:01.466	9	1	2:06.192	25.910	54.261	46.021	223.1	25:07.658	10	1	1:55.284	24.381	47.721	43.182	256.5	27:02.942	11	1	1:55.024	24.025	47.676	43.323	257.8	28:57.966																																																																																																																																																								





Asian Le Mans Series 4 Hours of Abu Dhabi Free Practice 2

Sector Analysis

VAS MARINA 5.281 m.

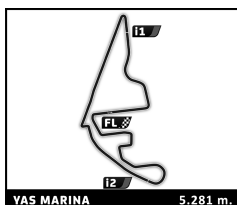
Lap under Red Flag Invalidated Lap Personal Best Session Best Crossing the pit lane

Lap	D	Time	Sector 1	Sector 2	Sector 3	T. Spd	Elapsed	Lap	D	Time	Sector 1	Sector 2	Sector 3	T. Spd	Elapsed
22	1	1:51.753	23.591	46.701	41.461	264.7	50:53.778	32	1	1:58.011	25.025	48.632	44.354	252.9	1:19:36.367
23	1	1:52.030	23.676	47.106	41.248	262.8	52:45.808	33	1	1:57.744	24.516	48.309	44.919	254.1	1:21:34.111
24	1	1:50.923	23.329	46.505	41.089	265.4	54:36.731	34	1	1:58.995	24.763	49.535	44.697	257.1	1:23:33.106
25	1	1:57.167 B	23.849	46.961	46.357	263.4	56:33.898	35	1	1:59.436	25.349	49.143	44.944	255.3	1:25:32.542
26	3	3:43.985	2:13.525	48.898	41.562	260.2	1:00:17.883	36	1	1:57.948	25.085	48.764	44.099	251.7	1:27:30.490
27	3	1:50.773	23.377	46.435	40.961	263.4	1:02:08.656	37	1	2:07.870 B	24.823	50.813	52.234	243.8	1:29:38.360
28	3	1:51.259	23.743	46.698	40.818	265.4	1:03:59.915	19 Leipert Motorsport <small>Lamborghini Huracan GT3 Evo</small>							
29	3	1:51.129	23.032	46.357	41.740	264.7	1:05:51.044	1. Gabriel RINDONE 3. Marco MAPELLI GT							
30	3	1:50.123	22.558	46.880	40.685	266.7	1:07:41.167	2. Brendon LEITCH							
31	3	1:56.800 B	22.537	47.165	47.098	266.7	1:09:37.967	1	1	43:10.132 B	...	59.223	56.950	190.5	43:10.132
32	1	3:41.840	2:11.730	47.881	42.229	263.4	1:13:19.807	2	1	4:36.803	2:57.033	52.716	47.054	208.9	47:46.935
33	1	1:53.498	24.069	47.811	41.618	264.7	1:15:13.305	3	1	1:59.643	25.794	48.997	44.852	250.0	49:46.578
34	1	1:51.990	23.348	46.673	41.969	264.1	1:17:05.295	4	1	1:55.982	24.791	47.628	43.563	256.5	51:42.560
35	1	1:55.819 B	23.892	46.828	45.099	263.4	1:19:01.114	5	1	1:56.053	24.464	48.195	43.394	257.8	53:38.613
36	1	3:45.905	2:16.966	47.862	41.077	261.5	1:22:47.019	6	1	1:56.404	24.407	48.322	43.675	259.0	55:35.017
37	1	1:50.992	23.181	46.814	40.997	263.4	1:24:38.011	7	1	1:56.161	24.793	47.915	43.453	257.1	57:31.178
38	1	1:50.612	23.216	46.426	40.970	263.4	1:26:28.623	8	1	1:55.392	24.432	48.063	42.897	256.5	59:26.570
39	1	1:51.270	23.073	46.943	41.254	264.1	1:28:19.893	9	1	2:00.893 B	24.426	47.653	48.814	258.4	1:01:27.463
40	1	1:57.505 B	23.957	47.016	46.532	264.1	1:30:17.398	10	2	3:56.147	2:21.670	50.768	43.709	255.9	1:05:23.610
18 360 Racing <small>Ligier JS P320 - Nissan</small>								20 Herberth Motorsport <small>Porsche 911 GT3 R</small>							
1. Frederic JOUSSET 3. Ross KAISER LMP3								1. Nicolas LEUTWILER 3. Matteo CAIROLI GT							
2. Sebastian ALVAREZ								2. Mikkel PEDERSEN							
1	3	3:59.879	2:26.706	49.859	43.314	241.6	3:59.879	1	1	3:14.186	1:35.223	51.778	47.185	231.8	3:14.186
2	3	1:58.619 B	23.279	46.974	48.366	251.7	5:58.498	2	1	1:58.660	25.432	48.565	44.663	255.3	5:12.846
3	3	11:03.934	9:33.218	47.470	43.246	258.4	17:02.432	3	1	2:55.603	24.854	1:14.282	1:16.467	87.9	8:08.449
4	3	1:50.107	22.747	46.253	41.107	263.4	18:52.539	4	1	3:58.657 B	53.889	1:48.417	1:16.351	79.6	12:07.106
5	3	1:52.550	23.722	46.831	41.997	255.3	20:45.089	5	1	3:09.849	1:05.115	1:20.508	44.226	143.6	15:16.955
6	3	1:49.672	22.603	46.131	40.938	263.4	22:34.761	6	1	1:57.160	24.877	48.003	44.280	257.1	17:14.115
7	3	1:50.852	22.554	46.008	42.290	265.4	24:25.613	7	1	1:56.736	24.864	47.882	43.990	258.4	19:10.851
8	3	1:49.348	22.736	46.020	40.592	264.1	26:14.961	8	1	2:23.566 B	24.360	1:11.247	47.959	257.8	21:34.417
9	3	1:53.852 B	23.309	46.637	43.906	265.4	28:08.813	9	1	4:30.606	2:44.794	59.829	45.983	205.3	26:05.023
10	1	4:48.889	2:55.741	48.784	1:04.364	257.1	32:57.702	10	1	1:56.508	24.918	48.035	43.555	253.5	28:01.531
11	1	1:58.012	24.991	48.815	44.206	257.8	34:55.714	11	1	1:55.628	25.107	47.481	43.040	257.1	29:57.159
12	1	1:56.693	24.652	48.071	43.970	258.4	36:52.407	12	1	1:55.000	24.397	47.508	43.095	257.8	31:52.159
13	1	1:56.194	24.709	48.179	43.306	248.3	38:48.601	13	1	1:55.040	24.463	47.624	42.953	257.8	33:47.199
14	1	1:57.352	24.426	49.036	43.890	241.6	40:45.953	14	1	1:55.102	24.328	47.521	43.253	257.8	35:42.301
15	1	1:55.811	24.720	47.779	43.312	260.2	42:41.764	15	1	1:54.839	24.331	47.465	43.043	258.4	37:37.140
16	1	1:56.554	24.079	47.980	44.495	262.8	44:38.318	16	1	1:58.140 B	24.420	48.048	45.672	258.4	39:35.280
17	1	1:56.329	24.422	47.886	44.021	260.9	46:34.647	17	3	3:47.957	2:12.208	49.582	46.167	259.0	43:23.237
18	1	1:56.687	24.596	47.945	44.146	259.0	48:31.334	18	3	1:56.431	24.166	48.248	44.017	256.5	45:19.668
19	1	2:06.314 B	25.278	48.728	52.308	259.6	50:37.648	19	3	1:54.066	24.143	47.228	42.695	257.8	47:13.734
20	2	4:01.090	2:33.389	47.108	40.593	260.2	54:38.738								
21	2	1:51.648	23.358	47.258	41.032	265.4	56:30.386								
22	2	1:50.153	22.988	46.221	40.944	264.1	58:20.539								
23	2	1:49.826	23.077	46.352	40.397	263.4	1:00:10.365								
24	2	1:49.868	22.998	45.995	40.875	264.1	1:02:00.233								
25	2	1:49.208	22.684	45.962	40.562	263.4	1:03:49.441								
26	2	1:49.689	22.901	46.185	40.603	264.7	1:05:39.130								
27	2	1:50.532	22.577	46.028	41.927	266.7	1:07:29.662								
28	2	1:49.207	22.792	46.114	40.301	263.4	1:09:18.869								
29	2	1:52.597 B	22.758	45.950	43.889	263.4	1:11:11.466								
30	1	4:25.913	2:52.772	48.990	44.151	250.6	1:15:37.379								
31	1	2:00.977	25.052	50.927	44.998	254.1	1:17:38.356								





ASIAN LE MANS SERIES

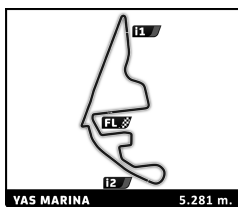


Asian Le Mans Series 4 Hours of Abu Dhabi Free Practice 2

Sector Analysis

												Lap under Red Flag	Invalidated Lap	Personal Best	Session Best	Crossing the pit lane
Lap	D	Time	Sector 1	Sector 2	Sector 3	T. Spd	Elapsed	Lap	D	Time	Sector 1	Sector 2	Sector 3	T. Spd	Elapsed	
20	3	1:54.463	24.018	47.188	43.257	259.0	49:08.197	31	1	1:55.410	24.576	47.537	43.297	257.8	1:16:05.907	
21	3	1:53.775	24.299	47.068	42.408	259.0	51:01.972	32	1	1:58.138	24.672	47.860	45.606	258.4	1:18:04.045	
22	3	1:55.125	24.078	47.568	43.479	259.0	52:57.097	33	1	1:56.213	24.736	47.860	43.617	259.0	1:20:00.258	
23	3	1:59.007	24.406	47.918	46.683	251.7	54:56.104	34	1	1:55.307	24.312	47.582	43.413	258.4	1:21:55.565	
24	2	3:43.448	2:09.583	48.108	45.757	254.7	58:39.552	35	1	1:56.482	25.059	48.141	43.282	257.1	1:23:52.047	
25	2	1:53.996	24.137	47.298	42.561	257.8	1:00:33.548	36	1	1:56.728	24.181	47.494	45.053	258.4	1:25:48.775	
26	2	1:55.214	24.212	48.058	42.944	257.8	1:02:28.762	37	1	1:55.065	24.238	47.633	43.194	258.4	1:27:43.840	
27	2	1:54.378	24.113	47.328	42.937	258.4	1:04:23.140	38	1	2:02.079	24.251	48.041	49.787	258.4	1:29:45.919	
28	2	1:53.926	24.154	47.380	42.392	257.8	1:06:17.066	<div style="border: 1px solid black; padding: 5px;"> 22 United Autosports Oreca 07 - Gibson 1. Philip HANSON 3. James MCGUIRE LMP2 2. Paul DI RESTA </div>								
29	2	1:53.961	24.188	47.317	42.456	258.4	1:08:11.027									
30	2	1:58.998	24.225	48.027	46.746	257.1	1:10:10.025	1	3	4:20.876	2:43.883	51.322	45.671	198.2	4:20.876	
31	1	3:44.580	2:11.138	49.454	43.988	255.9	1:13:54.605	2	3	2:07.591	24.309	47.176	56.106	256.5	6:28.467	
32	1	1:56.934	24.816	47.978	44.140	257.8	1:15:51.539	3	3	3:56.641	52.269	1:47.187	1:17.185	80.7	10:25.108	
33	1	1:56.378	24.599	47.895	43.884	257.1	1:17:47.917	4	3	3:49.937	53.744	1:46.622	1:09.571	80.7	14:15.045	
34	1	1:57.774	24.657	48.565	44.552	257.1	1:19:45.691	5	3	1:56.987	25.129	47.868	43.990	222.2	16:12.032	
35	1	1:56.846	25.185	47.778	43.883	258.4	1:21:42.537	6	3	1:54.096	24.580	47.247	42.269	240.5	18:06.128	
36	1	1:57.070	24.977	48.246	43.847	258.4	1:23:39.607	7	3	1:53.373	23.803	47.614	41.956	252.3	19:59.501	
37	1	1:55.583	24.646	47.644	43.293	257.8	1:25:35.190	8	3	1:52.023	22.826	47.335	41.862	250.6	21:51.524	
38	1	1:56.686	24.773	48.102	43.811	258.4	1:27:31.876	9	3	1:52.440	23.093	46.264	43.083	272.0	23:43.964	
39	1	2:00.214	24.541	48.425	47.248	259.6	1:29:32.090	10	3	1:51.929	23.191	46.634	42.104	216.4	25:35.893	
<div style="border: 1px solid black; padding: 5px;"> 21 AF Corse Ferrari 488 GT3 1. Stefano CONSTANTINI 3. Miguel MOLINA GT 2. Simon MANN </div>																
1	2	3:12.849	1:32.602	52.291	47.956	217.3	3:12.849	11	3	1:51.502	23.167	46.441	41.894	251.7	27:27.395	
2	2	2:02.414	26.548	49.540	46.326	233.3	5:15.263	12	3	1:54.709	23.945	48.394	42.370	275.5	29:22.104	
3	2	3:08.302	24.933	1:26.419	1:16.950	80.1	8:23.565	13	3	1:52.464	23.404	46.282	42.778	272.7	31:14.568	
4	2	3:56.667	53.432	1:45.841	1:17.394	80.1	12:20.232	14	3	1:52.109	23.515	46.388	42.206	270.7	33:06.677	
5	2	3:46.707	2:13.179	49.534	43.994	236.3	16:06.939	15	3	1:56.704	22.863	46.316	47.525	269.3	35:03.381	
6	2	1:57.900	24.722	48.073	45.105	256.5	18:04.839	16	2	5:08.567	3:42.609	45.834	40.124	242.2	40:11.948	
7	2	1:56.955	24.573	49.112	43.270	252.3	20:01.794	17	2	1:44.815	21.577	45.062	38.176	272.7	41:56.763	
8	2	1:56.657	24.131	47.871	44.655	259.0	21:58.451	18	2	1:42.730	21.253	43.892	37.585	278.4	43:39.493	
9	2	1:56.706	24.246	47.601	44.859	260.2	23:55.157	19	2	1:44.383	21.203	43.808	39.372	279.1	45:23.876	
10	2	1:55.215	24.478	47.751	42.986	257.8	25:50.372	20	2	1:48.647	21.540	45.085	42.022	259.0	47:12.523	
11	2	1:59.068	24.843	48.080	46.145	255.3	27:49.440	21	2	4:36.010	3:12.974	44.524	38.512	276.9	51:48.533	
12	2	4:06.642	2:27.161	51.070	48.411	230.8	31:56.082	22	2	1:46.411	23.158	44.373	38.880	279.1	53:34.944	
13	2	1:56.117	24.951	48.204	42.962	255.3	33:52.199	23	2	1:43.046	21.256	43.746	38.044	279.8	55:17.990	
14	2	1:54.530	24.313	47.510	42.707	256.5	35:46.729	24	2	1:45.237	22.443	44.250	38.544	279.8	57:03.227	
15	2	1:56.342	24.272	48.306	43.764	255.9	37:43.071	25	2	1:43.895	20.797	44.280	38.818	281.2	58:47.122	
16	2	1:54.296	24.100	47.830	42.366	257.1	39:37.367	26	2	1:46.016	21.381	43.706	40.929	280.5	1:00:33.138	
17	2	1:55.743	24.145	47.654	43.944	257.1	41:33.110	27	1	5:01.540	3:38.012	45.023	38.505	263.4	1:05:34.678	
18	2	2:00.464	24.463	49.140	46.861	226.4	43:33.574	28	1	1:44.528	22.159	44.472	37.897	278.4	1:07:19.206	
19	3	3:49.108	2:10.848	49.825	48.435	242.2	47:22.682	29	1	1:44.284	21.567	44.153	38.564	279.1	1:09:03.490	
20	3	1:53.797	24.119	47.293	42.385	257.8	49:16.479	30	1	1:43.075	21.386	43.913	37.776	278.4	1:10:46.565	
21	3	1:53.997	24.021	47.419	42.557	259.0	51:10.476	31	1	1:49.745	21.352	45.715	42.678	262.8	1:12:36.310	
22	3	1:57.298	24.122	48.661	44.515	230.8	53:07.774	32	1	4:21.016	2:56.137	45.255	39.624	275.5	1:16:57.326	
23	3	1:54.098	24.001	47.431	42.666	259.0	55:01.872	33	1	1:45.411	21.526	44.726	39.159	276.9	1:18:42.737	
24	3	1:54.136	23.970	47.431	42.735	258.4	56:56.008	34	1	1:44.703	21.684	44.284	38.735	279.8	1:20:27.440	
25	3	1:57.550	23.945	47.692	45.913	259.6	58:53.558	35	1	1:45.859	21.309	44.207	40.343	274.1	1:22:13.299	
26	1	7:34.693	5:59.822	50.250	44.621	252.3	1:06:28.251	36	1	1:44.431	21.715	44.058	38.658	279.1	1:23:57.730	
27	1	1:55.360	24.221	47.895	43.244	256.5	1:08:23.611	37	1	1:47.198	21.281	44.151	41.766	280.5	1:25:44.928	
28	1	1:56.149	24.703	48.144	43.302	257.1	1:10:19.760	38	1	3:33.204	2:10.412	44.902	37.890	276.9	1:29:18.132	
29	1	1:55.289	24.353	47.752	43.184	257.8	1:12:15.049	39	1	1:42.468	21.200	43.672	37.596	279.8	1:31:00.600	
30	1	1:55.448	24.421	47.646	43.381	257.8	1:14:10.497	<div style="border: 1px solid black; padding: 5px;"> 23 United Autosports Oreca 07 - Gibson 1. Yasser SHAHIN 3. Oliver JARVIS LMP2 2. Garnet PATTERSON </div>								





Asian Le Mans Series

4 Hours of Abu Dhabi

Free Practice 2

Sector Analysis

Lap under Red Flag Invaliated Lap ■ Personal Best ■ Session Best B Crossing the pit lane

Lap	D	Time	Sector 1	Sector 2	Sector 3	T. Spd	Elapsed
1	1	2:16.784	42.405	49.721	44.658	193.2	2:16.784
2	1	1:51.500	23.345	47.085	41.070	248.8	4:08.284
3	1	1:48.836	22.318	44.949	41.569	271.4	5:57.120
4	1	4:05.584	53.860	1:51.843	1:19.881	80.5	10:02.704
5	1	4:06.427	53.529	1:55.392	1:17.506	74.2	14:09.131
6	1	1:54.228	24.690	48.016	41.522	224.5	16:03.359
7	1	1:59.897	22.320	51.526	46.051	212.6	18:03.256
8	1	1:47.040	21.680	45.382	39.978	277.6	19:50.296
9	1	1:51.972	21.896	45.556	44.520	272.7	21:42.268
10	1	1:55.251	23.489	45.273	46.489	276.2	23:37.519
11	1	1:54.860	22.465	44.849	47.546	274.8	25:32.379
12	1	6:33.538	5:01.561	50.114	41.863	216.0	32:05.917
13	1	1:52.273	22.940	45.693	43.640	260.2	33:58.190
14	1	1:50.009	23.057	45.901	41.051	268.7	35:48.199
15	1	1:50.129	22.903	46.031	41.195	270.7	37:38.328
16	1	1:50.184	23.383	45.965	40.836	260.9	39:28.512
17	1	1:48.187	22.410	45.271	40.506	260.2	41:16.699
18	1	1:50.044	22.824	45.388	41.832	266.7	43:06.743
19	1	1:50.611	23.172	46.249	41.190	254.1	44:57.354
20	1	1:48.349	22.443	45.402	40.504	268.0	46:45.703
21	1	1:53.523	22.762	44.987	45.774	271.4	48:39.226
22	3	3:48.197	2:21.495	46.371	40.331	250.0	52:27.423
23	3	1:49.019	22.473	45.376	41.170	268.7	54:16.442
24	3	1:45.249	22.000	44.752	38.497	279.1	56:01.691
25	3	1:44.636	22.204	44.116	38.316	279.8	57:46.327
26	3	1:43.268	21.406	43.945	37.917	279.8	59:29.595
27	3	1:50.946	21.941	44.419	44.586	279.1	1:01:20.541
28	3	3:39.825	2:09.175	47.447	43.203	269.3	1:05:00.366
29	1	3:51.679	2:14.365	53.466	43.848	182.4	1:08:52.045
30	1	1:50.833	22.973	46.627	41.233	232.8	1:10:42.878
31	1	1:50.289	23.043	45.856	41.390	230.3	1:12:33.167
32	1	1:51.384	23.533	46.538	41.313	240.5	1:14:24.551
33	1	1:48.437	22.829	45.191	40.417	273.4	1:16:12.988
34	1	1:48.503	22.141	44.950	41.412	272.0	1:18:01.491
35	1	1:54.023	22.150	46.022	45.851	239.5	1:19:55.514
36	2	3:53.805	2:11.484	58.023	44.298	255.9	1:23:49.319
37	2	1:46.377	21.927	44.407	40.043	276.9	1:25:35.696
38	2	1:46.405	22.845	44.747	38.813	277.6	1:27:22.101
39	2	1:44.475	21.550	44.195	38.730	278.4	1:29:06.576
40	2	1:48.436	22.301	44.667	41.468	279.1	1:30:55.012

Lap	D	Time	Sector 1	Sector 2	Sector 3	T. Spd	Elapsed
24	3	2:32.733	58.983	50.597	43.153	224.5	2:32.733
2	3	2:32.231	1:00.945	45.955	45.331	258.4	5:04.964
3	3	5:57.189	2:53.593	1:46.851	1:16.745	80.9	11:02.153
4	3	4:14.953	2:25.181	1:06.907	42.865	232.8	15:17.106
5	3	1:47.835	21.813	45.122	40.900	275.5	17:04.941
6	3	1:47.825	23.363	44.320	40.142	275.5	18:52.766
7	3	1:45.666	22.213	44.834	38.619	273.4	20:38.432
8	3	1:47.399	21.096	46.038	40.265	264.7	22:25.831
9	3	1:43.955	21.194	44.534	38.227	276.2	24:09.786
10	3	1:52.652	22.533	44.510	45.609	276.2	26:02.438

Lap	D	Time	Sector 1	Sector 2	Sector 3	T. Spd	Elapsed
11	3	1:43.990	21.387	43.993	38.610	278.4	27:46.428
12	3	1:52.107	21.420	44.019	46.668	276.9	29:38.535
13	1	3:54.313	2:19.170	50.096	45.047	232.3	33:32.848
14	1	1:52.656	23.317	45.984	43.355	245.5	35:25.504
15	1	1:47.811	21.796	45.654	40.361	273.4	37:13.315
16	1	1:48.462	22.514	45.516	40.432	274.8	39:01.777
17	1	1:48.442	22.199	46.200	40.043	273.4	40:50.219
18	1	1:47.982	22.436	45.374	40.172	274.8	42:38.201
19	1	1:45.042	21.915	44.358	38.769	275.5	44:23.243
20	1	1:52.187	21.900	45.318	44.969	275.5	46:15.430
21	1	3:40.217	2:14.721	46.316	39.180	274.1	49:55.647
22	1	1:49.705	22.909	45.273	41.523	276.2	51:45.352
23	1	1:46.112	21.600	45.973	38.539	274.8	53:31.464
24	1	1:46.339	21.652	44.418	40.269	276.2	55:17.803
25	1	1:47.292	21.785	45.226	40.281	275.5	57:05.095
26	1	1:47.855	21.847	44.624	41.384	276.9	58:52.950
27	1	1:50.842	21.473	46.021	43.348	251.2	1:00:43.792
28	2	5:26.650	4:01.808	45.269	39.573	255.3	1:06:10.442
29	2	1:45.943	21.156	44.663	40.124	275.5	1:07:56.385
30	2	1:44.379	21.824	44.420	38.135	276.2	1:09:40.764
31	2	1:44.300	20.932	44.586	38.782	276.2	1:11:25.064
32	2	2:01.677	21.633	49.715	50.329	220.0	1:13:26.741
33	2	2:41.790	1:14.724	45.885	41.181	252.3	1:16:08.531
34	2	1:46.810	22.081	44.393	40.336	273.4	1:17:55.341
35	2	1:46.216	21.187	44.795	40.234	277.6	1:19:41.557
36	2	1:44.080	21.081	44.778	38.221	276.9	1:21:25.637
37	2	1:43.943	21.606	43.980	38.357	276.9	1:23:09.580
38	2	1:44.144	21.364	44.571	38.209	274.8	1:24:53.724
39	2	1:46.797	22.208	44.737	39.852	272.7	1:26:40.521
40	2	1:44.657	21.429	44.740	38.488	276.2	1:28:25.178
41	2	1:47.528	22.005	44.813	40.710	277.6	1:30:12.706

Lap	D	Time	Sector 1	Sector 2	Sector 3	T. Spd	Elapsed
25	3	2:36.273	58.598	52.073	45.602	215.1	2:36.273
2	1	1:51.008	25.280	45.429	40.299	270.7	4:27.281
3	1	2:02.070	21.856	45.039	55.175	275.5	6:29.351
4	1	3:56.775	2:52.430	1:47.578	1:16.767	78.5	10:26.126
5	1	5:35.192	4:08.754	46.407	40.031	255.3	16:01.318
6	1	1:47.858	21.928	44.731	41.199	276.2	17:49.176
7	1	1:47.874	21.844	45.253	40.777	268.0	19:37.050
8	1	1:49.650	22.875	44.945	41.830	277.6	21:26.700
9	1	1:46.519	22.574	44.438	39.507	278.4	23:13.219
10	1	1:46.943	21.642	44.850	40.451	274.8	25:00.162
11	1	1:49.431	21.940	44.577	42.914	279.1	26:49.593
12	1	3:34.715	2:09.532	45.325	39.858	274.8	30:24.308
13	1	1:48.029	22.626	44.718	40.685	282.7	32:12.337
14	1	1:50.238	23.239	45.028	41.971	278.4	34:02.575
15	1	1:46.128	22.359	44.462	39.307	279.8	35:48.703
16	1	1:48.483	22.522	44.877	41.084	279.8	37:37.186
17	1	1:46.039	22.703	44.489	38.847	280.5	39:23.225
18	1	1:45.453	21.609	44.361	39.483	279.1	41:08.678
19	1	1:49.275	24.103	45.281	39.891	270.0	42:57.953

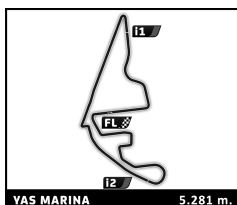
24 Nielsen Racing

1.Rodrigo SALES
2.Ben HANLEY

3.Mathias BECHE

Oreca 07 - Gibson
LMP2





Asian Le Mans Series 4 Hours of Abu Dhabi Free Practice 2

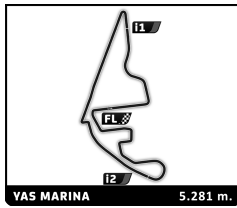
Sector Analysis

VAS MARINA 5.281 m.

Lap under Red Flag Invalidated Lap Personal Best Session Best Crossing the pit lane

Lap	D	Time	Sector 1	Sector 2	Sector 3	T. Spd	Elapsed	Lap	D	Time	Sector 1	Sector 2	Sector 3	T. Spd	Elapsed
20	1	1:48.449	21.809	44.411	42.229	274.1	44:46.402	28	2	1:50.189	22.938	46.344	40.907	263.4	1:03:48.826
21	1	1:51.179 B	22.103	44.231	44.845	281.2	46:37.581	29	2	1:51.884	23.071	46.955	41.858	264.7	1:05:40.710
22	2	3:41.290	2:18.033	44.572	38.685	279.1	50:18.871	30	2	1:52.421	22.915	46.420	43.086	264.1	1:07:33.131
23	2	1:45.210	21.511	44.412	39.287	278.4	52:04.081	31	2	1:50.896	23.258	46.696	40.942	263.4	1:09:24.027
24	2	1:44.197	21.495	44.393	38.309	280.5	53:48.278	32	2	1:50.833	23.053	46.449	41.331	263.4	1:11:14.860
25	2	1:46.906	22.474	44.689	39.743	278.4	55:35.184	33	2	1:50.591	23.080	46.221	41.290	264.1	1:13:05.451
26	2	1:45.263	21.433	44.335	39.495	278.4	57:20.447	34	2	1:56.750 B	22.909	46.514	47.327	262.8	1:15:02.201
27	2	1:44.438	21.919	44.273	38.246	280.5	59:04.885	35	1	3:53.546 B	2:14.488	50.274	48.784	243.8	1:18:55.747
28	2	1:47.168	22.730	44.465	39.973	281.2	1:00:52.053	36	3	3:44.677 B	2:13.330	46.995	44.352	261.5	1:22:40.424
29	2	1:44.494	21.343	44.295	38.856	282.0	1:02:36.547	33 Herberth Motorsport Porsche 911 GT3 R 1. Antares AU 3. Klaus BACHLER GT 2. Alfred RENAUER							
30	2	1:45.985	21.465	44.228	40.292	281.2	1:04:22.532	1	1	3:07.328	1:09.870	1:06.402	51.056	151.9	3:07.328
31	2	1:44.060	21.559	44.369	38.132	282.7	1:06:06.592	2	1	2:02.457	26.500	50.379	45.578	245.5	5:09.785
32	2	1:49.285 B	20.932	44.969	43.384	282.7	1:07:55.877	3	1	2:57.232	25.433	1:14.674	1:17.125	121.2	8:07.017
33	3	3:45.883	2:20.040	44.805	41.038	274.1	1:11:41.760	4	1	3:58.077	54.133	1:46.593	1:17.351	79.2	12:05.094
34	3	1:44.885	22.173	44.417	38.295	280.5	1:13:26.645	5	1	3:06.457	54.587	1:26.275	45.595	79.5	15:11.551
35	3	1:47.714	21.932	44.157	41.625	281.2	1:15:14.359	6	1	2:00.559	24.781	47.176	48.602	262.1	17:12.110
36	3	1:44.837	22.332	44.328	38.177	280.5	1:16:59.196	7	1	1:54.881	24.733	46.963	43.185	261.5	19:06.991
37	3	1:44.917	21.366	44.620	38.931	281.2	1:18:44.113	8	1	2:04.238	25.670	48.450	50.118	261.5	21:11.229
38	3	1:43.793	21.363	44.052	38.378	283.5	1:20:27.906	9	1	1:57.127	24.647	47.137	45.343	262.1	23:08.356
39	3	1:45.922	21.422	43.938	40.562	285.0	1:22:13.828	10	1	1:59.933 B	24.225	48.758	46.950	257.8	25:08.289
40	3	1:45.896	22.137	43.931	39.828	282.7	1:23:59.724	11	1	3:39.210	2:07.475	48.126	43.609	260.2	28:47.499
41	3	1:46.738	21.338	43.752	41.648	283.5	1:25:46.462	12	1	1:55.938	24.666	47.601	43.671	260.2	30:43.437
42	3	1:49.173 B	21.254	43.859	44.060	281.2	1:27:35.635	13	1	1:56.520	24.653	47.632	44.235	260.2	32:39.957
29 MV2S Racing Ligier JS P320 - Nissan LMP3 1. Jerome DE SADELEER 3. Fabien LAVERGNE 2. Viacheslav GUTAK							33 Herberth Motorsport Porsche 911 GT3 R 1. Antares AU 3. Klaus BACHLER GT 2. Alfred RENAUER								
1	1	3:52.406	2:17.344	49.468	45.594	242.7	3:52.406	14	1	1:55.833	24.756	47.666	43.411	259.6	34:35.790
2	1	1:54.136	23.896	47.348	42.892	260.9	5:46.542	15	1	1:55.297	24.455	47.522	43.320	260.2	36:31.087
3	1	3:45.289	42.171	1:46.008	1:17.110	79.5	9:31.831	16	1	1:56.991	24.999	47.810	44.182	259.6	38:28.078
4	1	3:59.108	53.861	1:47.768	1:17.479	79.5	13:30.939	17	1	1:56.292	24.893	47.792	43.607	259.6	40:24.370
5	1	2:12.639	41.884	47.980	42.775	237.4	15:43.578	18	1	1:55.588	24.597	47.706	43.285	260.2	42:19.958
6	1	1:52.970	23.297	46.743	42.930	246.0	17:36.548	19	1	1:58.050	24.538	48.041	45.471	259.6	44:18.008
7	1	1:52.972	24.106	46.867	41.999	265.4	19:29.520	20	1	1:58.190	26.508	47.897	43.785	260.9	46:16.198
8	1	1:50.129	22.881	46.395	40.853	263.4	21:19.649	21	1	1:56.091	24.859	47.585	43.647	260.2	48:12.289
9	1	1:49.891	22.844	46.050	40.997	264.1	23:09.540	22	1	1:56.458	24.609	47.707	44.142	260.2	50:08.747
10	1	1:54.990 B	23.131	47.341	44.518	264.1	25:04.530	23	1	1:59.458 B	24.697	47.719	47.042	260.9	52:08.205
11	3	4:21.832	2:48.920	47.569	45.343	261.5	29:26.362	24	3	3:39.724	2:09.102	47.783	42.839	259.0	55:47.929
12	3	1:52.504	22.901	46.042	43.561	263.4	31:18.866	25	3	1:54.453	24.111	47.354	42.988	260.2	57:42.382
13	3	1:55.296	22.779	46.810	45.707	264.1	33:14.162	26	3	1:54.037	24.129	47.379	42.529	259.6	59:36.419
14	3	1:49.029	22.707	46.037	40.285	264.1	35:03.191	27	3	1:53.606	24.074	47.214	42.318	259.6	1:01:30.025
15	3	1:49.323	22.655	46.058	40.610	267.3	36:52.514	28	3	1:53.860	24.007	47.353	42.500	259.6	1:03:23.885
16	3	1:51.396	22.780	45.877	42.739	264.7	38:43.910	29	3	1:54.041	24.204	47.297	42.540	260.2	1:05:17.926
17	3	1:50.284	23.288	46.381	40.615	264.7	40:34.194	30	3	1:54.830	24.228	47.559	43.043	260.2	1:07:12.756
18	3	1:48.679	22.624	46.095	39.960	264.1	42:22.873	31	3	1:56.571 B	24.119	47.160	45.292	259.6	1:09:09.327
19	3	1:58.676 B	22.674	47.311	48.691	264.1	44:21.549	32	3	3:42.749 B	2:10.289	47.900	44.560	260.2	1:12:52.076
20	2	4:35.477	3:05.203	47.778	42.496	257.1	48:57.026	34 Walkenhorst Motorsport BMW M4 GT3 1. Chandler HULL 3. Thomas MERRILL GT 2. Nicky CATSBURG							
21	2	1:51.924	23.437	47.009	41.478	264.7	50:48.950	1	3	2:41.247	1:00.836	53.740	46.671	196.7	2:41.247
22	2	1:50.972	23.162	46.608	41.202	263.4	52:39.922	2	3	1:57.247	25.600	48.297	43.350	230.8	4:38.494
23	2	1:51.308	22.953	46.772	41.583	263.4	54:31.230	3	3	2:21.704 B	24.159	47.289	1:10.256	250.0	7:00.198
24	2	1:51.277	23.118	46.916	41.243	263.4	56:22.507	4	3	8:41.586	7:09.634	48.017	43.935	257.8	15:41.784
25	2	1:52.119	23.454	46.429	42.236	266.7	58:14.626	5	3	1:54.618	24.262	47.244	43.112	264.1	17:36.402
26	2	1:53.105	23.961	47.616	41.528	263.4	1:00:07.731	6	3	1:55.967	24.139	47.950	43.878	228.3	19:32.369
27	2	1:50.906	23.068	46.404	41.434	265.4	1:01:58.637								

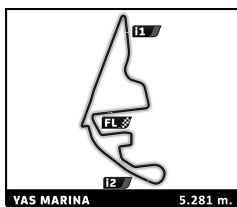




Asian Le Mans Series
4 Hours of Abu Dhabi
Free Practice 2
Sector Analysis

Table with columns: Lap, D, Time, Sector 1, Sector 2, Sector 3, T. Spd, Elapsed. Includes legend for Lap under Red Flag, Invalidated Lap, Personal Best, Session Best, and Crossing the pit lane. Contains data for two drivers: COOL Racing (37) and Inter Europol Competition (43).





Asian Le Mans Series 4 Hours of Abu Dhabi Free Practice 2

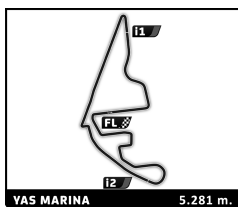
Sector Analysis

YAS MARINA 5.281 m.

Lap under Red Flag Invalidated Lap Personal Best Session Best Crossing the pit lane

Lap	D	Time	Sector 1	Sector 2	Sector 3	T. Spd	Elapsed	Lap	D	Time	Sector 1	Sector 2	Sector 3	T. Spd	Elapsed
44			ARC Bratislava		Oreca 07 - Gibson				55			Rinaldi Racing		Duqueine M30 - D08 - Nissan	
			1.Miro KONOPKA		LMP2						1.Lorcan HANAFIN		LMP3		
			2.Nicolas PINO								3.Jonas RIED				
1	2	2:32.538	58.653	50.546	43.339	218.2	2:32.538	1	2	3:29.181	1:48.339	52.703	48.139	202.6	3:29.181
2	2	2:23.448 B	50.218	46.096	47.134	256.5	4:55.986	2	2	1:55.091	24.254	47.998	42.839	251.2	5:24.272
3	2	19:50.350	...	45.684	40.579	246.6	24:46.336	3	2	3:20.673 B	24.478	1:36.383	1:19.812	80.5	8:44.945
4	2	1:46.719	23.198	44.815	38.706	272.7	26:33.055	4	2	4:13.403	1:06.430	1:48.881	1:18.092	80.4	12:58.348
5	2	1:49.121 B	21.651	44.202	43.268	278.4	28:22.176	5	2	2:30.660	54.868	54.172	41.620	219.5	15:29.008
53			Inter Europol Competition		Ligier JS P320 - Nissan										
			1.Kai ASKEY		LMP3										
			2.Wyatt BRICHACEK												
1	3	2:36.376	49.359	55.097	51.920	165.1	2:36.376	9	2	1:51.162	23.022	46.337	41.803	268.7	23:01.742
2	3	2:08.363	27.611	52.382	48.370	173.6	4:44.739	10	2	1:54.405	25.161	46.686	42.558	267.3	24:56.147
3	3	2:48.827	27.868	1:02.817	1:18.142	169.3	7:33.566	11	2	1:49.429	22.916	45.710	40.803	267.3	26:45.576
4	3	3:57.089	53.799	1:46.089	1:17.201	79.8	11:30.655	12	2	1:50.150	22.791	46.583	40.776	255.3	28:35.726
5	3	3:24.435	55.173	1:43.209	46.053	72.9	14:55.090	13	2	1:54.318 B	22.889	46.600	44.829	257.1	30:30.044
6	3	1:52.220	23.660	46.928	41.632	259.6	16:47.310	14	3	6:23.960	4:53.958	48.505	41.497	254.7	36:54.004
7	3	1:52.034	23.376	47.011	41.647	262.1	18:39.344	15	3	1:51.699	23.638	46.908	41.153	264.7	38:45.703
8	3	2:12.171	28.727	56.302	47.142	190.1	20:51.515	16	3	1:51.911	22.973	46.689	42.249	259.6	40:37.614
9	3	1:51.189	23.167	46.933	41.089	260.2	22:42.704	17	3	1:50.285	22.948	46.511	40.826	267.3	42:27.899
10	3	1:53.821	23.057	46.734	44.030	261.5	24:36.525	18	3	1:50.201	22.807	46.108	41.286	266.7	44:18.100
11	3	1:50.832	23.254	46.518	41.060	262.1	26:27.357	19	3	1:58.675 B	22.919	46.121	49.635	268.0	46:16.775
12	3	2:06.160 B	24.588	51.592	49.980	180.9	28:33.517	20	3	3:37.645	2:08.579	47.487	41.579	257.1	49:54.420
13	1	4:43.296	3:06.972	50.096	46.228	203.8	33:16.813	21	3	1:53.448	23.713	47.081	42.654	264.7	51:47.868
14	1	1:53.952	23.505	46.854	43.593	262.8	35:10.765	22	3	1:52.305	23.911	47.475	40.919	265.4	53:40.173
15	1	1:51.408	23.173	47.269	40.966	259.0	37:02.173	23	3	1:50.309	22.929	46.803	40.577	264.1	55:30.482
16	1	1:49.312	22.608	46.403	40.301	261.5	38:51.485	24	3	1:49.731	22.791	46.223	40.717	263.4	57:20.213
17	1	1:49.249	22.601	46.352	40.296	263.4	40:40.734	25	3	1:50.621	23.411	46.604	40.606	265.4	59:10.834
18	1	1:49.386	22.722	46.260	40.404	262.1	42:30.120	26	3	1:50.399	22.792	46.278	41.329	267.3	1:01:01.233
19	1	1:48.982	22.473	46.096	40.413	263.4	44:19.102	27	3	1:51.313	23.324	46.516	41.473	266.7	1:02:52.546
20	1	1:55.712	24.417	46.803	44.492	261.5	46:14.814	28	3	1:55.190 B	23.746	46.464	44.980	262.1	1:04:47.736
21	1	1:49.082	22.671	46.266	40.145	265.4	48:03.896	29	1	3:38.985	2:11.058	46.981	40.946	248.8	1:08:26.721
22	1	1:56.050 B	22.515	46.784	46.751	261.5	49:59.946	30	1	1:49.941	23.011	46.523	40.407	258.4	1:10:16.662
23	3	4:14.055	2:39.874	48.889	45.292	256.5	54:14.001	31	1	1:49.292	22.758	46.065	40.469	266.7	1:12:05.954
24	3	1:54.026	24.151	47.586	42.289	259.0	56:08.027	32	1	2:03.772 B	23.265	46.976	53.531	268.0	1:14:09.726
25	3	1:53.606	23.729	47.664	42.213	259.6	58:01.633	33	1	2:30.874	50.037	56.596	44.241	132.5	1:16:40.600
26	3	1:53.476	23.842	47.227	42.407	260.2	59:55.109	34	1	1:49.742	22.953	46.189	40.600	266.0	1:18:30.342
27	3	1:53.978	23.974	47.246	42.758	261.5	1:01:49.087	35	1	1:51.026	22.877	45.910	42.239	266.7	1:20:21.368
28	3	1:54.075	23.763	47.772	42.540	254.7	1:03:43.162	36	1	1:52.895	23.470	47.203	42.222	257.8	1:22:14.263
29	3	2:00.707 B	24.167	48.015	48.525	257.1	1:05:43.869	37	1	1:50.553	23.456	46.278	40.819	267.3	1:24:04.816
30	2	3:45.371	2:14.750	48.534	42.087	255.3	1:09:29.240	38	1	1:49.944	22.836	46.322	40.786	268.0	1:25:54.760
31	2	1:53.430	23.218	47.399	42.813	255.9	1:11:22.670	39	1	1:50.116	22.889	46.234	40.993	266.7	1:27:44.876
32	2	1:50.816	23.106	46.741	40.969	260.9	1:13:13.486	40	1	1:50.169	23.284	46.218	40.667	266.0	1:29:35.045
33	2	1:50.184	22.801	46.666	40.717	261.5	1:15:03.670	41	1	1:49.810	22.706	46.205	40.899	268.0	1:31:24.855
34	2	1:50.308	22.839	46.805	40.664	260.9	1:16:53.978								
35	2	1:51.529	22.858	46.518	42.153	260.2	1:18:45.507								
36	2	1:51.106	22.844	47.355	40.907	262.8	1:20:36.613								
37	2	1:50.610	22.916	46.877	40.817	261.5	1:22:27.223								
38	2	1:52.317	22.983	46.423	42.911	260.9	1:24:19.540								
39	2	1:51.082	23.043	46.972	41.067	259.6	1:26:10.622								
40	2	1:51.547	22.831	46.679	42.037	262.8	1:28:02.169								
41	2	1:56.950	23.812	48.480	44.658	260.9	1:29:59.119								
42	2	1:51.338	23.360	46.922	41.056	263.4	1:31:50.457								
57			Car Guy		Ferrari 488 GT3										
			1.Takeshi KIMURA		GT										
			2.Frederik SCHANDORFF												
1	3	2:18.136 B	40.061	50.208	47.867	244.3	2:18.136	4	1	3:55.746	1:06.523	1:47.902	1:01.321	79.8	14:37.982
2	1	4:22.953	2:18.768	53.152	1:11.033	249.4	6:41.089	5	1	2:02.366	26.055	49.342	46.969	254.7	16:40.348
3	1	4:01.147 B	52.506	1:48.528	1:20.113	79.8	10:42.236	6	1	1:58.612	25.096	48.627	44.889	257.8	18:38.960





Asian Le Mans Series

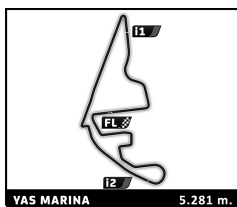
4 Hours of Abu Dhabi

Free Practice 2

Sector Analysis

Lap under Red Flag											Invalidated Lap	Personal Best	Session Best	B Crossing the pit lane				
Lap	D	Time	Sector 1	Sector 2	Sector 3	T. Spd	Elapsed	Lap	D	Time	Sector 1	Sector 2	Sector 3	T. Spd	Elapsed			
7	1	1:55.835	24.589	47.788	43.458	257.8	20:34.795	20	1	1:56.658	24.730	47.775	44.153	259.0	50:38.837			
8	1	1:56.245	24.741	47.935	43.569	258.4	22:31.040	21	1	1:57.681	24.719	49.000	43.962	257.8	52:36.518			
9	1	1:56.024	24.637	47.846	43.541	259.0	24:27.064	22	1	1:58.956	24.626	48.286	46.044	259.6	54:35.474			
10	1	1:59.315	24.225	51.374	43.716	248.3	26:26.379	23	1	1:58.806	24.951	49.501	44.354	257.1	56:34.280			
11	1	1:55.920	24.618	47.580	43.722	257.8	28:22.299	24	1	1:57.882	24.715	49.103	44.064	235.3	58:32.162			
12	1	1:56.301	24.110	48.411	43.780	258.4	30:18.600	25	1	1:58.390	24.738	48.376	45.276	259.0	1:00:30.552			
13	1	2:03.219	B 24.138	48.292	50.789	258.4	32:21.819	26	1	2:06.543	B 25.507	50.248	50.788	258.4	1:02:37.095			
14	3	5:14.152	3:36.051	51.014	47.087	203.4	37:35.971	27	3	4:05.046	2:28.240	48.023	48.783	257.8	1:06:42.141			
15	3	1:54.539	23.962	47.712	42.865	257.8	39:30.510	28	3	1:55.075	24.292	47.497	43.286	259.0	1:08:37.216			
16	3	1:53.374	23.366	47.924	42.084	257.1	41:23.884	29	3	1:58.853	24.322	47.726	46.805	260.9	1:10:36.069			
17	3	1:54.324	23.389	48.799	42.136	258.4	43:18.208	30	3	1:58.494	24.263	47.471	46.760	260.9	1:12:34.563			
18	3	1:53.900	23.716	47.577	42.607	256.5	45:12.108	31	3	1:56.861	24.097	47.865	44.899	259.0	1:14:31.424			
19	3	1:54.250	23.516	47.901	42.833	259.0	47:06.358	32	3	1:56.127	24.126	47.625	44.376	260.9	1:16:27.551			
20	3	1:54.519	24.119	47.563	42.837	260.2	49:00.877	33	3	1:56.817	24.094	47.656	45.067	261.5	1:18:24.368			
21	3	1:57.124	25.045	48.051	44.028	258.4	50:58.001	34	3	1:55.897	24.566	47.774	43.557	259.6	1:20:20.265			
22	3	1:57.707	B 24.299	47.643	45.765	259.6	52:55.708	35	3	1:55.612	24.137	47.506	43.969	260.2	1:22:15.877			
23	3	7:55.087	B 6:19.250	48.773	47.064	252.9	1:00:50.795	36	3	1:54.292	24.244	47.245	42.803	260.2	1:24:10.169			
24	1	3:47.838	2:14.888	48.970	43.980	255.9	1:04:38.633	37	3	1:54.436	24.238	47.413	42.785	260.2	1:26:04.605			
25	1	1:57.805	25.259	48.482	44.064	255.3	1:06:36.438	38	3	1:54.450	24.296	47.248	42.906	261.5	1:27:59.055			
26	1	1:56.467	24.358	48.622	43.487	257.1	1:08:32.905	39	3	1:54.174	24.229	47.167	42.778	260.9	1:29:53.229			
27	1	1:57.307	24.524	48.840	43.943	255.9	1:10:30.212	40	3	1:54.164	24.199	47.316	42.649	261.5	1:31:47.393			
28	1	1:56.671	24.981	48.135	43.555	257.1	1:12:26.883	60 Formula Racing Ferrari 488 GT3 1.Johnny LAURSEN 3.Nicklas NIELSEN GT 2.Conrad LAURSEN										
29	1	1:57.304	24.968	48.256	44.080	257.8	1:14:24.187											
30	1	1:59.715	25.094	48.623	45.998	257.1	1:16:23.902	1	2	2:54.441	1:16.027	51.242	47.172	240.5	2:54.441			
31	1	2:07.010	B 25.673	49.877	51.460	255.9	1:18:30.912	2	2	2:00.767	26.938	50.233	43.596	214.3	4:55.208			
32	2	3:42.101	2:09.957	49.012	43.132	257.1	1:22:13.013	3	2	2:43.640	24.467	1:03.777	1:15.396	249.4	7:38.848			
33	2	1:55.865	24.662	48.479	42.724	258.4	1:24:08.878	4	2	3:53.107	B 53.064	1:44.932	1:15.111	79.8	11:31.955			
34	2	1:54.305	23.522	48.267	42.516	257.1	1:26:03.183	5	2	4:01.648	2:27.062	51.664	42.922	255.9	15:33.603			
35	2	1:53.963	23.436	48.072	42.455	257.8	1:27:57.146	6	2	1:55.280	24.224	47.864	43.192	250.6	17:28.883			
36	2	1:53.961	23.858	47.722	42.381	257.8	1:29:51.107	7	2	1:54.016	23.974	47.496	42.546	260.9	19:22.899			
37	2	1:57.488	B 24.058	47.694	45.736	259.0	1:31:48.595	8	2	1:57.940	B 23.806	48.998	45.136	254.7	21:20.839			
59 Garage 59 McLaren 720S GT3 1.Nick HALSTEAD 3.Rob BELL GT 2.Louis PRETTE											9	3	3:52.170	2:12.712	51.849	47.609	234.3	25:13.009
1	2	2:58.702	1:22.018	51.495	45.189	208.9	2:58.702	10	3	1:53.625	23.869	47.206	42.550	257.1	27:06.634			
2	2	2:03.376	26.133	48.553	48.690	251.2	5:02.078	11	3	1:53.466	23.791	47.293	42.382	255.9	29:00.100			
3	2	2:50.353	24.776	1:09.470	1:16.107	257.8	7:52.431	12	3	2:02.145	23.962	47.503	50.680	255.9	31:02.245			
4	2	3:53.956	B 52.897	1:44.555	1:16.504	79.9	11:46.387	13	3	2:01.765	B 23.914	47.373	50.478	259.6	33:04.010			
5	2	5:10.333	3:38.314	48.712	43.307	252.9	16:56.720	14	3	4:04.284	2:26.994	50.652	46.638	242.7	37:08.294			
6	2	1:57.602	24.425	47.972	45.205	258.4	18:54.322	15	3	1:55.656	24.700	47.891	43.065	251.7	39:03.950			
7	2	2:04.708	24.229	47.527	52.952	260.2	20:59.030	16	3	1:57.083	23.891	47.417	45.775	252.9	41:01.033			
8	2	1:54.291	24.113	47.577	42.601	262.1	22:53.321	17	3	1:53.489	23.989	47.283	42.217	257.8	42:54.522			
9	2	1:58.739	B 24.707	48.127	45.905	248.3	24:52.060	18	3	2:21.271	42.376	47.560	1:09.925	254.1	45:15.793			
10	2	3:52.819	2:14.244	50.825	47.750	212.2	28:44.879	19	3	2:10.572	24.415	58.367	47.790	205.7	47:26.365			
11	2	1:55.068	24.556	47.798	42.714	258.4	30:39.947	20	3	1:53.430	23.970	47.359	42.101	254.1	49:19.795			
12	2	1:53.215	24.073	47.112	42.030	259.0	32:33.162	21	3	1:53.296	23.804	47.374	42.118	252.3	51:13.091			
13	2	1:54.091	23.955	47.435	42.701	259.0	34:27.253	22	3	2:00.116	B 23.964	48.772	47.380	243.2	53:13.207			
14	2	1:53.122	23.948	47.259	41.915	259.6	36:20.375	23	1	3:34.596	2:00.470	49.278	44.848	251.2	56:47.803			
15	2	1:58.890	B 24.453	47.925	46.512	255.3	38:19.265	24	1	1:58.910	25.650	48.936	44.324	257.1	58:46.713			
16	1	4:30.076	2:55.056	50.220	44.800	252.9	42:49.341	25	1	1:58.335	25.133	48.509	44.693	254.7	1:00:45.048			
17	1	1:59.703	24.806	49.077	45.820	255.9	44:49.044	26	1	1:57.637	24.921	48.464	44.252	255.9	1:02:42.685			
18	1	1:56.338	24.712	47.994	43.632	259.0	46:45.382	27	1	1:57.107	24.780	48.243	44.084	254.1	1:04:39.792			
19	1	1:56.797	24.801	48.130	43.866	258.4	48:42.179	28	1	1:57.775	24.888	48.433	44.454	260.9	1:06:37.567			
								29	1	1:57.405	24.836	48.499	44.070	254.7	1:08:34.972			





Asian Le Mans Series 4 Hours of Abu Dhabi Free Practice 2

Sector Analysis

Lap under Red Flag Invalidated Lap Personal Best Session Best Crossing the pit lane

Lap	D	Time	Sector 1	Sector 2	Sector 3	T. Spd	Elapsed
30	1	1:57.130	24.688	48.419	44.023	255.3	1:10:32.102
31	1	1:57.464	24.823	48.491	44.150	254.7	1:12:29.566
32	1	1:58.665	25.278	49.280	44.107	250.6	1:14:28.231
33	1	2:04.967 B	24.994	48.653	51.320	257.1	1:16:33.198
34	2	3:47.901	2:14.257	49.943	43.701	248.8	1:20:21.099
35	2	1:55.381	24.670	47.746	42.965	255.3	1:22:16.480
36	2	1:54.692	24.132	47.827	42.733	251.2	1:24:11.172
37	2	1:54.268	24.061	47.600	42.607	259.0	1:26:05.440
38	2	1:55.151	24.654	47.691	42.806	252.9	1:28:00.591
39	2	1:54.267	23.924	47.605	42.738	257.8	1:29:54.858
40	2	1:54.219	23.929	47.636	42.654	255.3	1:31:49.077

Lap	D	Time	Sector 1	Sector 2	Sector 3	T. Spd	Elapsed
9	3	19:41.664 B	...	52.263	51.871	219.1	42:03.832
10	3	3:31.824 B	1:37.919	58.233	55.672	161.2	45:35.656
11	3	17:15.583 B	...	59.091	55.508	150.8	1:02:51.239
12	1	9:57.629 B	8:08.695	57.636	51.298	176.2	1:12:48.868

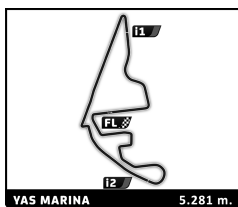
63		Inter Europool Competition					Ligier JS P320 - Nissan	
		1.Adam ALI		3.James DAYSON		LMP3		
		2.John SCHAUERMAN						
1	1	3:15.103	1:29.106	53.900	52.097	187.2	3:15.103	
2	1	2:08.653	26.715	54.421	47.517	176.8	5:23.756	
3	1	3:21.283	26.439	1:37.628	1:17.216	79.8	8:45.039	
4	1	3:56.829	53.842	1:46.138	1:16.849	79.6	12:41.868	
5	1	2:42.477	53.779	1:03.951	44.747	185.6	15:24.345	
6	1	1:55.585	24.700	48.099	42.786	230.8	17:19.930	
7	1	1:57.591 B	23.422	46.722	47.447	260.9	19:17.521	
8	1	3:47.218	2:14.641	49.875	42.702	260.9	23:04.739	
9	1	1:55.065	24.106	47.856	43.103	235.3	24:59.804	
10	1	1:51.634	23.773	46.589	41.272	261.5	26:51.438	
11	1	1:52.009	23.626	46.844	41.539	262.8	28:43.447	
12	1	1:50.611	23.131	46.467	41.013	261.5	30:34.058	
13	1	1:51.801	22.974	46.309	42.518	263.4	32:25.859	
14	1	1:50.992	23.608	46.258	41.126	262.8	34:16.851	
15	1	1:54.615 B	23.351	46.595	44.669	261.5	36:11.466	
16	2	4:51.509	2:53.676	1:02.395	55.438	184.6	41:02.975	
17	2	2:06.937	25.802	49.877	51.258	259.6	43:09.912	
18	2	1:56.724	24.416	47.900	44.408	260.9	45:06.636	
19	2	1:59.446	24.354	49.830	45.262	259.6	47:06.082	
20	2	2:04.520	25.764	49.864	48.892	239.5	49:10.602	
21	2	1:56.466	24.285	47.756	44.425	260.9	51:07.068	
22	2	2:06.118	25.034	53.416	47.668	232.3	53:13.186	
23	2	1:56.467	24.382	47.801	44.284	260.9	55:09.653	
24	2	1:56.043	24.134	47.520	44.389	261.5	57:05.696	
25	2	1:56.176	24.238	47.949	43.989	262.1	59:01.872	
26	2	2:02.688 B	24.896	48.037	49.755	262.1	1:01:04.560	
27	3	4:00.235 B	2:16.956	52.186	51.093	219.5	1:05:04.795	
28	3	3:05.960 B	1:20.618	51.632	53.710	233.8	1:08:10.755	

67		Orange Racing Powered by JMH					McLaren 720S GT3	
		1.Simon ORANGE		3.Marcus CLUTTON		GT		
		2.Michael O'BRIEN						
1	1	3:05.409	1:20.910	55.205	49.294	217.3	3:05.409	
2	1	2:03.018	26.172	50.738	46.108	238.9	5:08.427	
3	1	2:53.437	25.304	1:11.589	1:16.544	215.6	8:01.864	
4	1	3:56.101	53.463	1:45.993	1:16.645	80.0	11:57.965	
5	1	3:05.494	53.404	1:25.825	46.265	79.9	15:03.459	
6	1	2:00.137	25.620	49.048	45.469	255.3	17:03.596	
7	1	1:59.421	25.286	48.584	45.551	256.5	19:03.017	
8	1	1:58.894	24.966	48.135	45.793	261.5	21:01.911	
9	1	1:59.167	25.511	48.350	45.306	262.1	23:01.078	
10	1	2:00.584	25.768	49.099	45.717	257.8	25:01.662	
11	1	1:57.751	24.812	48.648	44.291	258.4	26:59.413	
12	1	1:56.494	24.731	47.888	43.875	259.6	28:55.907	
13	1	1:57.053	24.863	48.164	44.026	260.2	30:52.960	
14	1	1:57.480	24.767	48.314	44.399	259.6	32:50.440	
15	1	1:56.736	24.512	48.106	44.118	259.6	34:47.176	
16	1	1:57.282	24.481	48.394	44.407	261.5	36:44.458	
17	1	1:58.115	24.868	49.004	44.243	259.6	38:42.573	
18	1	1:57.960	24.520	49.431	44.009	258.4	40:40.533	
19	1	1:58.927	24.753	47.815	46.359	262.8	42:39.460	
20	1	2:02.363 B	24.602	48.427	49.334	261.5	44:41.823	
21	2	3:48.773 B	2:12.248	48.861	47.664	259.0	48:30.596	
22	1	3:51.920 B	2:12.337	49.146	50.437	257.1	52:22.516	

66		Bullitt Racing					Aston Martin Vantage AMR GT3	
		1.Valentin HASSE-CLOT		3.Martin BERRY		GT		
		2.Jacob RIEGEL						
1	3	3:54.118	2:01.924	58.426	53.768	196.7	3:54.118	
2	3	2:09.884	26.752	49.368	53.764	242.7	6:04.002	
3	3	3:59.749	52.098	1:48.133	1:19.518	80.3	10:03.751	
4	3	4:06.542	53.127	1:55.879	1:17.536	71.3	14:10.293	
5	3	1:59.725	25.120	49.612	44.993	255.3	16:10.018	
6	3	1:58.918	25.036	48.762	45.120	262.8	18:08.936	
7	3	1:57.097	24.169	48.267	44.661	263.4	20:06.033	
8	3	2:16.135 B	26.903	54.779	54.453	193.5	22:22.168	

72		Hub Auto Racing					Mercedes AMG GT3	
		1.Liam TALBOT		3.Ollie MILLROY		GT		
		2.Jules GOUNON						
1	1	3:03.612	1:15.152	56.231	52.229	162.7	3:03.612	
2	1	2:14.271	28.296	54.937	51.038	183.1	5:17.883	
3	1	3:19.205	26.786	1:35.448	1:16.971	80.5	8:37.088	
4	1	3:56.518	53.658	1:46.125	1:16.735	80.1	12:33.606	
5	1	2:52.994	54.119	1:09.075	49.800	196.4	15:26.600	
6	1	2:05.248	25.620	50.634	48.994	224.5	17:31.848	
7	1	2:02.162	25.562	48.327	48.273	257.1	19:34.010	
8	1	2:08.606 B	26.775	49.526	52.305	213.0	21:42.616	
9	3	4:06.592	2:18.977	55.199	52.416	161.9	25:49.208	
10	3	2:05.027	28.340	50.593	46.094	238.4	27:54.235	
11	3	1:56.641	24.779	47.781	44.081	259.0	29:50.876	
12	3	1:55.057	24.492	47.452	43.113	258.4	31:45.933	
13	3	1:54.404	24.276	47.320	42.808	259.6	33:40.337	
14	3	1:54.414	24.255	47.351	42.808	258.4	35:34.751	
15	3	1:57.354 B	24.314	47.128	45.912	260.2	37:32.105	
16	2	3:44.205	2:10.040	47.692	46.473	255.3	41:16.310	
17	2	1:53.977	24.450	47.371	42.156	256.5	43:10.287	
18	2	2:01.370	24.676	51.677	45.017	213.4	45:11.657	
19	2	1:54.210	24.086	47.552	42.572	257.1	47:05.867	
20	2	1:57.270 B	24.070	47.693	45.507	256.5	49:03.137	
21	2	3:17.651	1:46.480	48.107	43.064	248.8	52:20.788	





Asian Le Mans Series 4 Hours of Abu Dhabi Free Practice 2

Sector Analysis

VAS MARINA 5.281 m.

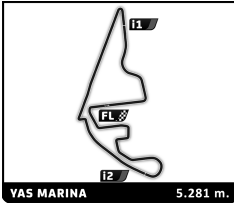
Lap under Red Flag Invalidated Lap Personal Best Session Best Crossing the pit lane

Lap	D	Time	Sector 1	Sector 2	Sector 3	T. Spd	Elapsed	Lap	D	Time	Sector 1	Sector 2	Sector 3	T. Spd	Elapsed
22	2	1:55.458	24.556	47.739	43.163	257.1	54:16.246	37	3	1:53.243	23.222	47.275	42.746	258.4	1:20:17.861
23	2	1:54.014	24.321	47.364	42.329	257.8	56:10.260	38	3	1:51.945	23.125	46.783	42.037	261.5	1:22:09.806
24	2	1:53.533	24.000	47.299	42.234	257.8	58:03.793	39	3	1:52.048	22.671	46.358	43.019	263.4	1:24:01.854
25	2	1:56.965	B 24.160	47.345	45.460	259.6	1:00:00.758	40	3	1:50.162	22.700	46.351	41.111	264.7	1:25:52.016
26	3	7:50.379	6:17.597	48.919	43.863	254.7	1:07:51.137	41	3	2:02.779	B 23.417	46.863	52.499	255.3	1:27:54.795
27	3	1:55.155	24.417	47.667	43.071	257.8	1:09:46.292	74 Kessel Racing Ferrari 488 GT3							
28	3	1:57.556	24.292	48.540	44.724	251.7	1:11:43.848	1.Michael BRONISZEWSKI 3.Benjamin BARKER 2.David FUMANELLI GT							
29	3	1:58.572	B 24.367	47.760	46.445	259.0	1:13:42.420	1	1	2:42.858	1:02.041	54.071	46.746	217.7	2:42.858
30	1	3:53.790	B 2:15.197	50.341	48.252	252.3	1:17:36.210	2	1	2:02.709	26.108	49.439	47.162	251.2	4:45.567
31	1	3:42.533	2:11.336	48.107	43.090	258.4	1:21:18.743	3	1	2:31.144	B 25.517	49.173	1:16.454	253.5	7:16.711
32	1	1:55.316	24.204	47.867	43.245	259.0	1:23:14.059	4	1	8:34.413	6:45.734	56.386	52.293	224.1	15:51.124
33	1	1:58.447	B 24.060	47.725	46.662	260.2	1:25:12.506	5	1	2:00.280	25.493	49.439	45.348	252.3	17:51.404
34	1	3:46.686	2:13.632	48.871	44.183	255.9	1:28:59.192	6	1	1:56.387	25.038	48.259	43.090	254.1	19:47.791
35	1	1:57.066	24.742	48.132	44.192	257.8	1:30:56.258	7	1	1:56.987	25.033	48.576	43.378	252.9	21:44.778
73 Inter Europol Competition Ligier JS P320 - Nissan								1.John CORBETT 3.James WINSLOW LMP3 2.Alexander BUKHANTSOV							
1	2	2:32.739	48.359	54.425	49.955	189.5	2:32.739	8	1	1:55.629	24.584	47.906	43.139	255.3	23:40.407
2	2	2:04.359	28.870	50.290	45.199	229.8	4:37.098	9	1	1:57.992	24.754	48.604	44.634	255.3	25:38.399
3	2	2:18.013	23.894	48.510	1:05.609	244.9	6:55.111	10	1	1:55.880	24.082	48.457	43.341	254.7	27:34.279
4	2	4:05.313	54.468	1:47.836	1:23.009	79.5	11:00.424	11	1	2:03.194	24.412	48.160	50.622	254.7	29:37.473
5	2	3:36.808	54.731	1:46.730	55.347	79.5	14:37.232	12	1	2:03.571	B 25.681	50.001	47.889	234.8	31:41.044
6	2	1:54.714	24.602	47.387	42.725	259.0	16:31.946	13	3	4:32.983	3:00.324	49.116	43.543	252.9	36:14.027
7	2	1:51.235	23.356	46.825	41.054	262.8	18:23.181	14	3	1:58.976	24.463	47.914	46.599	255.3	38:13.003
8	2	1:50.474	23.026	46.575	40.873	262.1	20:13.655	15	3	1:54.303	23.536	48.044	42.723	255.9	40:07.306
9	2	1:50.443	22.933	46.685	40.825	264.7	22:04.098	16	3	2:02.557	24.135	49.837	48.585	233.3	42:09.863
10	2	2:00.742	23.006	46.357	51.379	262.8	24:04.840	17	3	1:53.588	23.625	48.025	41.938	254.7	44:03.451
11	2	1:49.661	22.934	46.333	40.394	262.8	25:54.501	18	3	1:54.281	24.043	47.392	42.846	255.9	45:57.732
12	2	1:58.143	B 22.803	46.312	49.028	264.7	27:52.644	19	3	2:01.836	24.613	49.222	48.001	227.4	47:59.568
13	1	4:33.046	2:58.091	50.564	44.391	248.8	32:25.690	20	3	1:54.516	23.618	48.308	42.590	255.3	49:54.084
14	1	1:55.513	24.846	47.800	42.867	259.0	34:21.203	21	3	1:57.372	B 23.978	48.079	45.315	255.9	51:51.456
15	1	1:54.292	23.856	47.889	42.547	254.7	36:15.495	22	3	7:30.479	B 5:56.453	48.809	45.217	252.9	59:21.935
16	1	1:54.062	23.814	47.759	42.489	240.5	38:09.557	23	2	3:44.144	2:08.189	49.157	46.798	218.6	1:03:06.079
17	1	1:57.341	24.401	48.842	44.098	244.9	40:06.898	24	2	1:54.656	24.089	47.826	42.741	255.3	1:05:00.735
18	1	1:57.337	24.373	48.760	44.204	257.8	42:04.235	25	2	1:53.375	23.864	47.365	42.146	255.9	1:06:54.110
19	1	1:55.784	24.666	48.057	43.061	257.8	44:00.019	26	2	1:54.366	23.984	47.474	42.908	257.1	1:08:48.476
20	1	1:53.973	24.460	47.362	42.151	260.9	45:53.992	27	2	1:54.155	23.436	48.026	42.693	256.5	1:10:42.631
21	1	1:53.290	23.522	47.312	42.456	262.1	47:47.282	28	2	1:55.285	24.420	48.026	42.839	257.1	1:12:37.916
22	1	1:53.746	24.504	47.149	42.093	260.9	49:41.028	29	2	1:54.272	23.462	47.909	42.901	257.1	1:14:32.188
23	1	1:52.854	23.471	47.427	41.956	261.5	51:33.882	30	2	2:02.020	B 24.509	48.549	48.962	257.1	1:16:34.208
24	1	1:52.273	23.342	47.078	41.853	261.5	53:26.155	31	2	3:53.170	2:21.299	48.915	42.956	253.5	1:20:27.378
25	1	1:51.363	23.075	46.764	41.524	263.4	55:17.518	32	2	1:54.781	24.535	47.696	42.550	256.5	1:22:22.159
26	1	1:59.285	B 24.898	47.284	47.103	261.5	57:16.803	33	2	2:03.335	24.028	47.990	51.317	250.6	1:24:25.494
27	3	3:44.057	2:14.271	48.030	41.756	252.3	1:01:00.860	34	2	1:53.835	24.048	47.492	42.295	257.1	1:26:19.329
28	3	1:52.407	23.466	47.294	41.647	258.4	1:02:53.267	35	2	2:04.548	B 23.640	48.302	52.606	255.9	1:28:23.877
29	3	1:51.995	24.055	46.677	41.263	260.2	1:04:45.262	88 Garage 59 McLaren 720S GT3							
30	3	2:03.010	23.176	46.778	53.056	260.9	1:06:48.272	1.Alexander WEST 3.Marvin KIRCHHOFFER 2.Benjamin GOETHE GT							
31	3	1:59.426	23.084	46.344	49.998	262.8	1:08:47.698	1	1	3:37.545	1:54.318	54.755	48.472	177.6	3:37.545
32	3	1:50.441	22.968	46.385	41.088	263.4	1:10:38.139	2	1	2:04.326	25.588	49.269	49.469	251.2	5:41.871
33	3	2:11.120	24.418	58.197	48.505	230.3	1:12:49.259	3	1	3:48.614	45.364	1:45.872	1:17.378	80.5	9:30.485
34	3	1:50.445	23.137	46.384	40.924	262.1	1:14:39.704	4	1	3:58.784	53.534	1:48.599	1:16.651	80.4	13:29.269
35	3	1:50.325	22.879	46.299	41.147	263.4	1:16:30.029	5	1	2:18.610	42.961	50.624	45.025	232.8	15:47.879
36	3	1:54.589	22.855	46.722	45.012	246.0	1:18:24.618	6	1	1:56.514	24.663	48.327	43.524	256.5	17:44.393
								7	1	1:55.594	24.472	48.008	43.114	257.1	19:39.987





ASIAN LE MANS SERIES



Asian Le Mans Series 4 Hours of Abu Dhabi Free Practice 2

Sector Analysis

VAS MARINA 5.281 m.

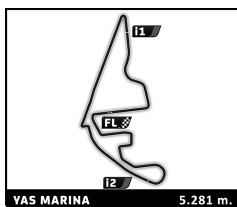
Lap under Red Flag Invalidated Lap Personal Best Session Best Crossing the pit lane

Lap	D	Time	Sector 1	Sector 2	Sector 3	T. Spd	Elapsed	Lap	D	Time	Sector 1	Sector 2	Sector 3	T. Spd	Elapsed		
8	1	1:56.128	24.257	47.822	44.049	259.6	21:36.115	23	3	1:53.876	24.186	47.351	42.339	260.2	52:33.426		
9	1	1:55.295	24.325	47.556	43.414	259.0	23:31.410	24	3	1:53.825	24.167	47.267	42.391	259.6	54:27.251		
10	1	1:54.989	24.342	47.570	43.077	259.0	25:26.399	25	3	1:53.447	23.978	47.146	42.323	260.2	56:20.698		
11	1	2:01.181	B	24.238	47.973	48.970	258.4	27:27.580	26	3	1:53.657	23.933	47.402	42.322	259.6	58:14.355	
12	2	4:07.561	2:36.080	48.066	43.415	257.1	31:35.141	27	3	1:54.679	24.028	47.838	42.813	258.4	1:00:09.034		
13	2	1:58.152	24.220	49.069	44.863	236.8	33:33.293	28	3	1:54.171	24.204	47.290	42.677	260.9	1:02:03.205		
14	2	1:54.642	24.255	47.754	42.633	258.4	35:27.935	29	3	1:53.586	23.956	46.972	42.658	260.9	1:03:56.791		
15	2	1:54.220	24.119	47.474	42.627	260.2	37:22.155	30	3	1:57.090	B	24.208	47.160	45.722	262.8	1:05:53.881	
16	2	1:54.250	24.244	47.468	42.538	260.2	39:16.405	31	2	3:44.803	B	2:08.912	48.327	47.564	262.1	1:09:38.684	
17	2	1:54.600	24.203	47.554	42.843	259.0	41:11.005	32	2	3:40.316	2:09.378	48.075	42.863	257.8	1:13:19.000		
18	2	1:55.477	24.133	47.703	43.641	259.6	43:06.482	33	2	1:59.683	B	24.298	49.168	46.217	256.5	1:15:18.683	
19	2	1:56.261	24.341	48.087	43.833	259.6	45:02.743	34	1	3:45.675	2:12.221	48.985	44.469	256.5	1:19:04.358		
20	2	1:56.796	24.710	48.039	44.047	259.0	46:59.539	35	1	1:59.939	25.665	48.294	45.980	257.1	1:21:04.297		
21	2	1:59.267	B	25.236	47.507	46.524	259.6	48:58.806	36	1	2:00.026	B	24.946	48.325	46.755	255.9	1:23:04.323
22	2	6:53.915	5:14.825	54.031	45.059	190.8	55:52.721	37	3	3:40.723	2:09.199	47.982	43.542	258.4	1:26:45.046		
23	2	2:00.200	24.932	50.532	44.736	224.1	57:52.921	38	3	1:57.530	B	24.185	47.974	45.371	259.0	1:28:42.576	

91		Herberth Motorsport	Porsche 911 GT3 R			GT		
1	1	2:54.192	1:12.005	53.237	48.950	197.1	2:54.192	
2	1	2:02.964	28.495	49.582	44.887	228.3	4:57.156	
3	1	2:47.234	B	24.726	1:04.759	1:17.749	260.2	7:44.390
4	1	4:11.092	B	1:04.926	1:46.615	1:19.551	79.6	11:55.482
5	1	3:54.364	2:21.125	48.772	44.467	255.3	15:49.846	
6	1	1:55.327	24.549	47.556	43.222	259.6	17:45.173	
7	1	1:55.760	24.600	48.000	43.160	259.0	19:40.933	
8	1	1:55.638	24.418	47.766	43.454	259.0	21:36.571	
9	1	1:55.281	24.557	47.544	43.180	260.9	23:31.852	
10	1	1:59.756	24.685	48.773	46.298	256.5	25:31.608	
11	1	1:55.447	24.373	47.642	43.432	259.0	27:27.055	
12	1	2:00.363	26.111	49.312	44.940	258.4	29:27.418	
13	1	1:55.581	24.523	47.615	43.443	258.4	31:22.999	
14	1	1:55.711	24.515	47.789	43.407	260.2	33:18.710	
15	1	1:56.519	24.941	48.004	43.574	260.2	35:15.229	
16	1	1:55.637	24.407	47.671	43.559	257.8	37:10.866	
17	1	1:56.908	24.708	47.947	44.253	260.2	39:07.774	
18	1	2:00.840	24.514	49.260	47.066	255.9	41:08.614	
19	1	2:03.432	B	24.571	48.169	50.692	259.0	43:12.046
20	3	3:39.512	2:09.455	47.465	42.592	259.6	46:51.558	
21	3	1:54.070	24.157	47.370	42.543	262.1	48:45.628	
22	3	1:53.922	24.088	47.418	42.416	260.2	50:39.550	

95		TF Sport	Aston Martin Vantage AMR GT3			GT		
1	3	2:53.395	1:09.789	55.330	48.276	203.8	2:53.395	
2	3	2:10.490	27.377	53.634	49.479	202.6	5:03.885	
3	3	2:50.857	B	25.150	1:09.874	1:15.833	248.3	7:54.742
4	3	5:23.867	B	2:23.647	1:44.477	1:15.743	80.5	13:18.609
5	3	3:48.243	2:13.556	49.741	44.946	247.1	17:06.852	
6	3	1:55.839	24.674	47.880	43.285	257.8	19:02.691	
7	3	1:57.297	24.247	47.109	45.941	260.9	20:59.988	
8	3	1:57.473	23.919	47.272	46.282	262.8	22:57.461	
9	3	1:53.114	24.014	46.867	42.233	262.1	24:50.575	
10	3	1:53.070	23.821	46.750	42.499	262.1	26:43.645	
11	3	1:58.899	B	24.083	48.414	46.402	254.7	28:42.544
12	3	4:48.184	3:15.984	48.080	44.120	257.8	33:30.728	
13	3	1:56.220	23.977	47.060	45.183	260.2	35:26.948	
14	3	1:52.992	23.824	46.937	42.231	260.9	37:19.940	
15	3	1:57.879	B	24.025	47.579	46.275	259.0	39:17.819
16	3	7:46.977	B	6:10.785	49.172	47.020	230.3	47:04.796
17	1	3:48.357	2:12.756	49.703	45.898	253.5	50:53.153	
18	1	2:01.611	26.200	49.391	46.020	259.6	52:54.764	
19	1	1:59.052	25.177	48.439	45.436	260.2	54:53.816	
20	1	1:59.113	25.088	48.898	45.127	254.7	56:52.929	
21	1	2:02.563	26.516	49.124	46.923	248.3	58:55.492	
22	1	1:58.729	25.133	48.065	45.531	260.2	1:00:54.221	
23	1	1:58.075	24.924	48.425	44.726	259.6	1:02:52.296	
24	1	2:04.399	B	26.041	48.205	50.153	259.6	1:04:56.695
25	2	3:45.706	2:13.687	48.499	43.520	241.1	1:08:42.401	
26	2	1:54.401	23.996	47.462	42.943	259.6	1:10:36.802	
27	2	1:55.345	24.058	47.148	44.139	262.8	1:12:32.147	
28	2	2:00.860	24.159	48.131	48.570	235.8	1:14:33.007	
29	2	1:59.048	25.293	49.088	44.667	224.5	1:16:32.055	
30	2	1:54.133	24.104	47.141	42.888	260.9	1:18:26.188	
31	2	1:54.511	24.037	47.216	43.258	264.1	1:20:20.699	
32	2	1:59.735	24.005	47.694	48.036	251.2	1:22:20.434	
33	2	1:53.852	24.031	47.255	42.566	262.8	1:24:14.286	
34	2	1:53.667	23.952	46.918	42.797	262.1	1:26:07.953	





Asian Le Mans Series 4 Hours of Abu Dhabi Free Practice 2

Sector Analysis

VAS MARINA 5.281 m.

Lap under Red Flag Invalidated Lap Personal Best Session Best Crossing the pit lane

Lap	D	Time	Sector 1	Sector 2	Sector 3	T. Spd	Elapsed	Lap	D	Time	Sector 1	Sector 2	Sector 3	T. Spd	Elapsed							
35	2	1:53.890	23.887	47.258	42.745	263.4	1:28:01.843	6	1	1:54.531	24.357	47.397	42.777	259.6	19:34.702							
36	2	1:55.690 B	23.924	47.022	44.744	264.7	1:29:57.533	7	1	1:54.200	24.346	47.243	42.611	260.2	21:28.902							
98 99 Racing 1.Neel JANI 2.Nikita MAZEPIN 3.Ahmad AL HATHY Oreca 07 - Gibson LMP2								8								1	1:54.437	24.420	47.227	42.790	259.0	23:23.339
1	2	2:39.492	1:02.562	51.560	45.370	225.5	2:39.492	9	1	1:53.833	24.165	47.077	42.591	259.0	25:17.172							
2	2	2:02.067 B	24.652	46.034	51.381	269.3	4:41.559	10	1	1:53.936	24.158	47.170	42.608	257.1	27:11.108							
3	2	10:59.361	9:30.154	47.118	42.089	246.6	15:40.920	11	1	1:58.018 B	24.453	47.252	46.313	259.6	29:09.126							
4	2	1:46.836	21.918	45.011	39.907	276.2	17:27.756	12	1	3:42.171	2:10.528	48.223	43.420	259.6	32:51.297							
5	2	1:44.445	21.406	44.136	38.903	276.9	19:12.201	13	1	1:56.302	24.740	47.837	43.725	257.1	34:47.599							
6	2	1:48.901	22.511	44.484	41.906	279.1	21:01.102	14	1	1:57.562	25.150	47.843	44.569	258.4	36:45.161							
7	2	1:47.094	22.896	44.629	39.569	279.1	22:48.196	15	1	1:55.977	24.677	48.214	43.086	257.8	38:41.138							
8	2	1:44.054	21.375	44.001	38.678	278.4	24:32.250	16	1	1:56.407	24.562	47.978	43.867	255.9	40:37.545							
9	2	1:43.421	21.240	44.271	37.910	279.8	26:15.671	17	1	1:56.540	24.969	48.390	43.181	251.7	42:34.085							
10	2	1:45.879	22.670	44.324	38.885	278.4	28:01.550	18	1	1:55.906	24.472	48.086	43.348	256.5	44:29.991							
11	2	1:42.941	21.238	44.035	37.668	279.1	29:44.491	19	1	1:58.544 B	24.510	47.837	46.197	258.4	46:28.535							
12	2	1:43.786	21.332	44.248	38.206	277.6	31:28.277	20	3	3:23.517	1:52.235	48.227	43.055	256.5	49:52.052							
13	2	1:47.707	22.642	44.246	40.819	279.1	33:15.984	21	3	1:55.866	24.160	47.859	43.847	256.5	51:47.918							
14	2	1:44.058	21.485	44.197	38.376	278.4	35:00.042	22	3	1:56.549	25.266	47.817	43.466	257.1	53:44.467							
15	2	1:44.437	21.206	44.293	38.938	277.6	36:44.479	23	3	1:55.273	24.741	47.949	42.583	257.1	55:39.740							
16	2	1:43.718	21.325	44.534	37.859	277.6	38:28.197	24	3	1:54.426	24.082	47.666	42.678	257.8	57:34.166							
17	2	1:44.966	21.266	44.182	39.518	279.1	40:13.163	25	3	1:54.411	24.079	47.627	42.705	257.1	59:28.577							
18	2	1:51.166 B	21.595	45.607	43.964	262.1	42:04.329	26	3	1:55.048	24.749	47.583	42.716	257.1	1:01:23.625							
19	2	3:19.082	1:53.141	45.189	40.752	277.6	45:23.411	27	3	1:54.450	24.097	47.767	42.586	257.1	1:03:18.075							
20	2	1:45.825	21.189	44.301	40.335	279.8	47:09.236	28	3	1:58.327 B	24.049	47.668	46.610	256.5	1:05:16.402							
21	2	1:47.282	21.914	45.150	40.218	277.6	48:56.518	29	2	3:20.489	1:47.333	48.188	44.968	259.6	1:08:36.891							
22	2	1:45.946	22.477	44.530	38.939	277.6	50:42.464	30	2	1:57.764	24.309	48.369	45.086	259.0	1:10:34.655							
23	2	1:44.435	21.169	44.017	39.249	279.8	52:26.899	31	2	1:56.282	24.625	47.787	43.870	257.1	1:12:30.937							
24	2	1:47.497 B	21.461	44.463	41.573	276.9	54:14.396	32	2	1:55.835	24.469	47.729	43.637	259.0	1:14:26.772							
25	3	8:08.098	6:36.018	50.926	41.154	240.5	1:02:22.494	33	2	1:59.323 B	24.190	47.903	47.230	251.7	1:16:26.095							
26	3	1:49.150	22.416	45.471	41.263	274.8	1:04:11.644	34	2	2:40.846	1:09.803	47.697	43.346	257.8	1:19:06.941							
27	3	1:48.070	22.761	45.155	40.154	278.4	1:05:59.714	35	2	1:55.906	24.155	47.573	44.178	259.0	1:21:02.847							
28	3	1:48.236	23.637	44.745	39.854	276.9	1:07:47.950	36	2	1:54.653	24.429	47.477	42.747	256.5	1:22:57.500							
29	3	1:46.952	22.063	44.468	40.421	276.2	1:09:34.902	37	2	1:54.348	24.236	47.310	42.802	257.8	1:24:51.848							
30	3	1:46.737	21.928	44.505	40.304	278.4	1:11:21.639	38	2	1:58.004 B	24.252	47.647	46.105	257.8	1:26:49.852							
31	3	1:45.827	21.787	44.877	39.163	254.1	1:13:07.466	39	2	3:49.726 B	2:12.278	49.930	47.518	246.0	1:30:39.578							
32	3	1:45.270	21.747	44.555	38.968	274.8	1:14:52.736															
33	3	1:45.148	21.522	44.744	38.882	276.2	1:16:37.884															
34	3	1:48.439	21.777	44.643	42.019	279.1	1:18:26.323															
35	3	1:47.644	23.273	45.175	39.196	275.5	1:20:13.967															
36	3	1:49.156 B	21.784	44.631	42.741	277.6	1:22:03.123															
37	3	3:06.660	1:42.586	44.859	39.215	276.2	1:25:09.783															
38	3	1:45.131	21.833	44.354	38.944	276.9	1:26:54.914															
39	3	1:49.694 B	21.714	44.963	43.017	276.2	1:28:44.608															
40	3	2:47.782	1:23.054	44.990	39.738	277.6	1:31:32.390															
99 Herberth Motorsport 1.Ralf BOHN 2.Axcil JEFFRIES 3.Robert RENAUER Porsche 911 GT3 R GT																						
1	1	3:26.781	1:41.342	57.060	48.379	219.1	3:26.781															
2	1	2:07.357 B	25.461	50.569	51.327	251.7	5:34.138															
3	1	7:43.700	4:39.696	1:47.020	1:16.984	78.5	13:17.838															
4	1	2:26.658	49.053	49.652	47.953	246.6	15:44.496															
5	1	1:55.675	24.937	47.818	42.920	257.1	17:40.171															

