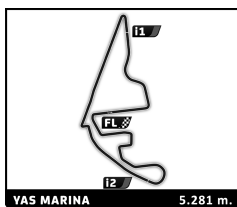


Asian Le Mans Series 4 Hours of Abu Dhabi Race 1

Sector Analysis

Table with 14 columns: Lap, D, Time, Sector 1, Sector 2, Sector 3, T. Spd, Elapsed, Lap, D, Time, Sector 1, Sector 2, Sector 3, T. Spd, Elapsed. Includes legend for Lap under Red Flag, Invalidated Lap, Personal Best, Session Best, and Crossing the pit lane. Contains driver names like Eric TROUILLET and Sebastien PAGE.





Asian Le Mans Series 4 Hours of Abu Dhabi Race 1

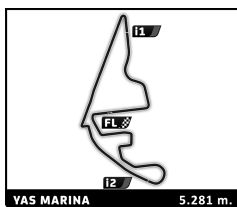
Sector Analysis

VAS MARINA 5.281 m.

Lap under Red Flag Invalidated Lap Personal Best Session Best Crossing the pit lane

Lap	D	Time	Sector 1	Sector 2	Sector 3	T. Spd	Elapsed	Lap	D	Time	Sector 1	Sector 2	Sector 3	T. Spd	Elapsed
89	3	1:52.447	23.018	46.995	42.434	266.0	3:51:52.701	43	2	1:53.849	24.392	47.232	42.225	258.4	2:28:35.314
90	3	1:51.969	24.206	46.725	41.038	264.7	3:53:44.670	44	2	1:53.468	23.971	47.225	42.272	258.4	2:30:28.782
91	3	1:51.355	22.872	46.623	41.860	264.1	3:55:36.025	45	2	1:54.646	23.887	47.118	43.641	259.0	2:32:23.428
92	3	1:51.476	23.136	46.582	41.758	266.0	3:57:27.501	46	2	1:54.020	23.868	47.188	42.964	257.8	2:34:17.448
93	3	1:53.424	23.828	46.730	42.866	266.7	3:59:20.925	47	2	1:55.077	24.284	47.632	43.161	259.6	2:36:12.525
94	3	1:52.441	23.790	46.898	41.753	264.1	4:01:13.366	48	2	1:53.723	23.949	47.273	42.501	258.4	2:38:06.248
95	3	1:51.938	23.758	46.934	41.246	266.0	4:03:05.304	49	2	1:55.187	25.088	47.627	42.472	258.4	2:40:01.435
96	3	1:51.148	23.158	46.550	41.440	264.7	4:04:56.452	50	2	1:54.658	23.990	47.278	43.390	258.4	2:41:56.093
10 Getspeed Mercedes AMG GT3 1.Raffaele MARCIELLO 3.Florian SCHOLZE GT 2.Fabian SCHILLER								51 2 1:56.078 24.661 47.779 43.638 258.4 2:43:52.171							
1	3	2:06.256	31.202	49.911	45.143	240.5	2:06.256	52 2 1:54.441 24.539 47.413 42.489 259.6 2:45:46.612							
2	3	3:53.132	44.820	1:51.138	1:17.174		5:59.388	53 2 1:54.297 23.998 47.353 42.946 259.6 2:47:40.909							
3	3	3:33.248	1:07.037	1:22.430	1:03.781	177.9	9:32.636	54 2 1:54.793 24.772 47.293 42.728 259.0 2:49:35.702							
4	3	2:21.794	31.834	1:01.206	48.754		11:54.430	55 2 1:53.790 23.946 47.358 42.486 257.8 2:51:29.492							
5	3	1:58.597	24.946	49.432	44.219	260.2	13:53.027	56 2 1:53.806 23.894 47.273 42.639 258.4 2:53:23.298							
6	3	1:56.200	24.883	47.782	43.535	260.2	15:49.227	57 2 1:53.552 23.808 47.337 42.407 258.4 2:55:16.850							
7	3	1:55.961	24.751	47.649	43.561	260.2	17:45.188	58 2 1:53.994 23.856 47.112 43.026 258.4 2:57:10.844							
8	3	1:56.648	25.146	48.100	43.402	262.1	19:41.836	59 2 1:53.869 24.122 47.260 42.487 259.0 2:59:04.713							
9	3	3:24.045 B	24.606	1:41.303	1:18.136		23:05.881	60 2 1:53.988 23.989 47.211 42.788 259.6 3:00:58.701							
10	3	5:33.011 B	2:26.987	1:47.691	1:18.333		28:38.892	61 2 1:54.940 23.867 47.568 43.505 262.8 3:02:53.641							
11	3	2:28.384	55.015	49.430	43.939	255.9	31:07.276	62 2 1:54.016 23.916 47.304 42.796 260.9 3:04:47.657							
12	3	1:56.436	24.785	47.697	43.954	258.4	33:03.712	63 2 1:54.417 24.406 47.180 42.831 260.2 3:06:42.074							
13	3	1:58.175	24.597	48.380	45.198	259.6	35:01.887	64 2 1:56.397 24.528 48.066 43.803 260.9 3:08:38.471							
14	3	1:56.005	24.715	47.630	43.660	258.4	36:57.892	65 2 1:55.404 24.438 48.232 42.734 259.0 3:10:33.875							
15	3	1:57.386	24.564	49.118	43.704	258.4	38:55.278	66 2 1:54.626 24.050 47.720 42.856 259.6 3:12:28.501							
16	3	1:56.096	24.650	47.812	43.634	258.4	40:51.374	67 2 1:55.534 24.860 47.615 43.059 260.2 3:14:24.035							
17	3	1:56.315	24.815	47.705	43.795	257.8	42:47.689	68 2 1:54.618 24.200 47.650 42.768 259.6 3:16:18.653							
18	3	1:58.091	24.788	49.741	43.562	255.3	44:45.780	69 2 1:54.010 23.940 47.304 42.766 260.9 3:18:12.663							
19	3	1:57.317	24.597	47.838	44.882	259.0	46:43.097	70 2 1:57.101 B 24.033 47.772 45.296 261.5 3:20:09.764							
20	3	1:56.864	25.407	47.863	43.594	259.6	48:39.961	71 1 3:18.482 1:45.289 49.389 43.804 254.7 3:23:28.246							
21	3	2:21.974	26.598	48.846	1:06.530	257.1	51:01.935	72 1 1:54.912 24.566 47.828 42.518 257.8 3:25:23.158							
22	3	4:11.418 B	1:03.188	1:25.084	1:43.146		55:13.353	73 1 1:53.644 24.131 47.279 42.234 258.4 3:27:16.802							
23	3	40:04.998 B	1:03.012	1:03.893	...	123.7	1:35:18.351	74 1 1:53.537 24.172 47.286 42.079 259.0 3:29:10.339							
24	3	9:54.895	8:20.389	49.420	45.086	254.7	1:45:13.246	75 1 1:53.825 23.967 47.164 42.694 259.6 3:31:04.164							
25	3	1:56.461	24.799	48.080	43.582	258.4	1:47:09.707	76 1 1:53.819 24.052 47.117 42.650 259.0 3:32:57.983							
26	3	1:55.995	24.578	47.891	43.526	258.4	1:49:05.702	77 1 1:54.493 24.849 47.383 42.261 260.2 3:34:52.476							
27	3	1:55.773	24.656	47.671	43.446	259.0	1:51:01.475	78 1 1:53.515 23.917 47.414 42.184 258.4 3:36:45.991							
28	3	1:56.795	24.558	47.762	44.475	258.4	1:52:58.270	79 1 1:53.556 23.826 47.246 42.484 257.8 3:38:39.547							
29	3	1:56.444	25.389	47.810	43.245	259.0	1:54:54.714	80 1 1:53.098 23.852 47.045 42.201 259.0 3:40:32.645							
30	3	1:55.775	24.512	47.753	43.510	259.0	1:56:50.489	81 1 1:53.506 23.836 47.374 42.296 259.6 3:42:26.151							
31	3	1:55.730	24.778	47.734	43.218	259.6	1:58:46.219	82 1 1:54.571 23.918 47.742 42.911 260.2 3:44:20.722							
32	3	1:55.495	24.661	47.644	43.190	258.4	2:00:41.714	83 1 1:55.895 24.193 48.295 43.407 260.9 3:46:16.617							
33	3	1:55.314	24.652	47.530	43.132	259.0	2:02:37.028	84 1 1:55.469 24.472 47.870 43.127 256.5 3:48:12.086							
34	3	1:55.052	24.482	47.558	43.012	259.0	2:04:32.080	85 1 1:54.054 23.981 47.421 42.652 262.1 3:50:06.140							
35	3	1:59.885 B	24.948	47.660	47.277	259.6	2:06:31.965	86 1 1:54.286 23.946 47.220 43.120 260.2 3:52:00.426							
36	2	3:57.713	2:13.084	50.229	54.400	254.1	2:10:29.678	87 1 1:54.515 24.371 47.610 42.534 260.9 3:53:54.941							
37	2	3:56.075 B	54.237	1:45.768	1:16.070		2:14:25.753	88 1 1:54.178 24.266 47.623 42.289 259.6 3:55:49.119							
38	2	4:39.934	2:24.468	1:31.773	43.693		2:19:05.687	89 1 1:54.282 23.911 47.195 43.176 259.6 3:57:43.401							
39	2	1:55.401	24.549	48.152	42.700	255.9	2:21:01.088	90 1 1:53.484 23.847 47.314 42.323 259.0 3:59:36.885							
40	2	1:53.569	24.154	47.250	42.165	257.8	2:22:54.657	91 1 1:54.229 23.898 47.927 42.404 260.2 4:01:31.114							
41	2	1:53.432	23.928	47.277	42.227	258.4	2:24:48.089	92 1 1:53.348 23.849 47.206 42.293 260.9 4:03:24.462							
42	2	1:53.376	23.831	47.121	42.424	259.0	2:26:41.465	11 WTM by Rinaldi Racing 1.Torsten KRATZ 3.Nicolas VARRONE LMP3 2.Leonard WEISS							





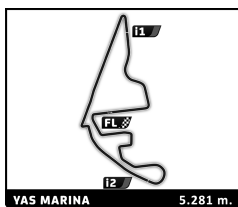
Asian Le Mans Series 4 Hours of Abu Dhabi Race 1

Sector Analysis

Lap under Red Flag Invalidated Lap Personal Best Session Best B Crossing the pit lane

Lap	D	Time	Sector 1	Sector 2	Sector 3	T. Spd	Elapsed	Lap	D	Time	Sector 1	Sector 2	Sector 3	T. Spd	Elapsed
1	1	1:54.882	26.480	46.909	41.493	266.7	1:54.882	54	2	1:51.865	23.499	46.790	41.576	264.1	2:43:14.922
2	1	3:46.867	38.597	1:48.150	1:20.120		5:41.749	55	2	1:51.541	23.361	46.786	41.394	263.4	2:45:06.463
3	1	3:32.488	1:00.359	1:27.841	1:04.288	124.9	9:14.237	56	2	1:51.707	23.164	46.623	41.920	265.4	2:46:58.170
4	1	2:29.057	32.713	1:00.248	56.096	174.8	11:43.294	57	2	1:51.871	23.629	46.695	41.547	266.0	2:48:50.041
5	1	1:52.689	24.149	47.371	41.169	255.9	13:35.983	58	2	1:53.107	24.062	47.475	41.570	263.4	2:50:43.148
6	1	1:50.410	22.994	46.565	40.851	267.3	15:26.393	59	2	1:51.760	23.220	46.577	41.963	266.7	2:52:34.908
7	1	1:49.860	22.809	46.268	40.783	268.0	17:16.253	60	2	1:51.470	23.241	46.769	41.460	266.0	2:54:26.378
8	1	1:50.357	23.002	46.430	40.925	266.7	19:06.610	61	2	1:51.174	23.052	46.725	41.397	265.4	2:56:17.552
9	1	2:35.522	22.862	56.946	1:15.714	263.4	21:42.132	62	2	1:54.017	23.133	46.745	44.139	266.7	2:58:11.569
10	1	3:54.795	53.520	1:45.411	1:15.864		25:36.927	63	2	1:55.502	24.007	47.794	43.701	266.7	3:00:07.071
11	1	3:35.447	53.776	1:46.038	55.633		29:12.374	64	2	1:55.865 B	23.872	47.198	44.795	265.4	3:02:02.936
12	1	1:51.861	23.453	47.244	41.164	260.9	31:04.235	65	3	3:42.739	2:12.905	48.247	41.587	260.2	3:05:45.675
13	1	1:52.597	24.535	47.026	41.036	265.4	32:56.832	66	3	1:50.627	23.316	46.598	40.713	263.4	3:07:36.302
14	1	1:52.215	24.208	46.385	41.622	266.7	34:49.047	67	3	1:49.828	22.978	46.144	40.706	267.3	3:09:26.130
15	1	1:52.536	23.238	46.943	42.355	262.8	36:41.583	68	3	1:49.903	22.999	46.126	40.778	266.0	3:11:16.033
16	1	1:50.587	22.830	46.534	41.223	267.3	38:32.170	69	3	1:49.939	22.883	46.390	40.666	266.0	3:13:05.972
17	1	1:51.185	23.407	46.489	41.289	266.0	40:23.355	70	3	1:49.389	22.824	46.149	40.416	266.0	3:14:55.361
18	1	1:51.215	22.898	46.838	41.479	267.3	42:14.570	71	3	1:49.667	22.761	46.323	40.583	256.5	3:16:45.028
19	1	1:50.486	22.861	46.365	41.260	266.7	44:05.056	72	3	1:49.959	22.870	46.522	40.567	262.8	3:18:34.987
20	1	1:50.281	22.849	46.386	41.046	266.7	45:55.337	73	3	1:50.012	22.876	46.206	40.930	267.3	3:20:24.999
21	1	1:56.837	22.959	47.969	45.909	266.0	47:52.174	74	3	1:52.516	24.598	46.558	41.360	266.0	3:22:17.515
22	1	2:46.918	29.093	1:02.450	1:15.375	166.2	50:39.092	75	3	1:50.417	23.078	46.007	41.332	266.7	3:24:07.932
23	1	4:02.198 B	1:08.430	1:25.282	1:28.486		54:41.290	76	3	1:51.435	23.715	46.793	40.927	255.3	3:25:59.367
24	1	4:05.896	57.236	1:25.776	1:42.884		58:47.186	77	3	1:50.266	22.862	46.394	41.010	266.7	3:27:49.633
25	1	43:28.348	...	1:00.337	50.035	162.4	1:42:15.534	78	3	1:50.998	23.194	46.444	41.360	266.7	3:29:40.631
26	1	1:56.952	24.917	48.211	43.824	252.9	1:44:12.486	79	3	1:49.855	23.154	46.155	40.546	265.4	3:31:30.486
27	1	1:53.985	24.748	46.872	42.365	265.4	1:46:06.471	80	3	1:49.451	22.763	46.088	40.600	266.7	3:33:19.937
28	1	1:53.079	24.064	46.835	42.180	266.7	1:47:59.550	81	3	1:49.750	22.676	46.020	41.054	266.7	3:35:09.687
29	1	1:51.122	23.455	46.439	41.228	266.7	1:49:50.672	82	3	1:50.677	23.092	46.227	41.358	266.7	3:37:00.364
30	1	1:50.393	22.880	46.379	41.134	266.7	1:51:41.065	83	3	1:49.408	22.734	46.102	40.572	266.0	3:38:49.772
31	1	1:50.849	23.026	46.481	41.342	266.7	1:53:31.914	84	3	1:50.158	22.831	46.360	40.967	267.3	3:40:39.930
32	1	1:50.595	23.160	46.394	41.041	263.4	1:55:22.509	85	3	1:50.903	22.930	46.227	41.746	259.0	3:42:30.833
33	1	1:49.977	22.943	46.088	40.946	266.0	1:57:12.486	86	3	1:51.906	23.469	47.414	41.023	264.7	3:44:22.739
34	1	1:50.051	22.652	46.171	41.228	266.7	1:59:02.537	87	3	1:51.161	23.118	46.725	41.318	255.3	3:46:13.900
35	1	1:51.877	23.498	46.557	41.822	262.1	2:00:54.414	88	3	1:53.570	23.570	46.532	43.468	247.1	3:48:07.470
36	1	1:51.487	23.039	46.720	41.728	260.9	2:02:45.901	89	3	1:51.174	23.447	46.977	40.750	258.4	3:49:58.644
37	1	1:55.773 B	23.230	47.452	45.091	259.0	2:04:41.674	90	3	1:50.647	23.184	46.413	41.050	267.3	3:51:49.291
38	1	3:40.223	2:11.087	47.426	41.710	257.1	2:08:21.897	91	3	1:49.406	22.775	45.983	40.648	267.3	3:53:38.697
39	1	1:54.687	23.189	46.920	44.578	264.7	2:10:16.584	92	3	1:51.632	22.877	46.394	42.361	264.7	3:55:30.329
40	1	3:56.280 B	53.521	1:46.438	1:16.321		2:14:12.864	93	3	1:50.396	23.279	46.224	40.893	266.7	3:57:20.725
41	2	4:48.647	2:26.052	1:39.199	43.396		2:19:01.511	94	3	1:49.232	22.798	45.977	40.457	266.0	3:59:09.957
42	2	1:52.070	23.672	47.062	41.336	261.5	2:20:53.581	95	3	1:49.112	22.641	45.890	40.581	268.0	4:00:59.069
43	2	1:50.456	23.119	46.360	40.977	264.7	2:22:44.037	96	3	1:49.987	23.326	46.243	40.418	266.7	4:02:49.056
44	2	1:50.016	23.045	46.258	40.713	266.7	2:24:34.053	97	3	1:48.871	22.685	45.851	40.335	268.0	4:04:37.927
45	2	1:52.187	23.129	46.714	42.344	265.4	2:26:26.240	15 RLR M Sport							
46	2	1:53.120	23.271	46.610	43.239	268.0	2:28:19.360	1.Amir FEYZULIN 3.Andres LATORRE							
47	2	1:53.219	25.126	46.705	41.388	264.7	2:30:12.579	2.Bijoy GARG LMP3							
48	2	1:50.843	23.239	46.678	40.926	264.7	2:32:03.422	1	1	2:03.514	29.646	49.734	44.134	262.8	2:03.514
49	2	1:50.775	23.130	46.745	40.900	264.7	2:33:54.197	2	1	3:51.338	42.709	1:49.280	1:19.349		5:54.852
50	2	1:51.346	23.012	46.808	41.526	264.1	2:35:45.543	3	1	3:34.263	1:04.572	1:25.520	1:04.171	188.2	9:29.115
51	2	1:51.173	23.185	46.673	41.315	264.7	2:37:36.716	4	1	2:21.956	31.266	1:01.056	49.634	175.9	11:51.071
52	2	1:52.013	23.053	46.618	42.342	264.7	2:39:28.729	5	1	1:54.076	23.961	47.787	42.328	262.1	13:45.147
53	2	1:54.328	24.031	47.667	42.630	240.0	2:41:23.057	6	1	1:53.025	23.594	47.335	42.096	262.1	15:38.172





Asian Le Mans Series 4 Hours of Abu Dhabi Race 1

Sector Analysis

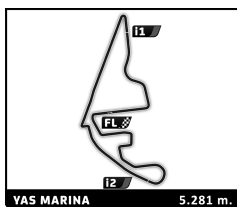
VAS MARINA 5.281 m.

Lap under Red Flag Invalidated Lap Personal Best Session Best Crossing the pit lane

Lap	D	Time	Sector 1	Sector 2	Sector 3	T. Spd	Elapsed	Lap	D	Time	Sector 1	Sector 2	Sector 3	T. Spd	Elapsed
7	1	1:54.318	23.827	47.814	42.677	269.3	17:32.490	60	3	1:57.729	24.995	47.890	44.844	262.8	2:58:06.563
8	1	1:56.078	23.850	49.568	42.660	262.8	19:28.568	61	3	2:05.140 B	26.724	48.575	49.841	253.5	3:00:11.703
9	1	3:03.111	23.900	1:22.321	1:16.890		22:31.679	62	2	3:42.915	2:12.651	48.153	42.111	256.5	3:03:54.618
10	1	3:57.043	53.683	1:46.359	1:17.001		26:28.722	63	2	1:51.759	23.531	46.735	41.493	263.4	3:05:46.377
11	1	3:07.967	53.813	1:29.824	44.330		29:36.689	64	2	1:52.393	23.337	46.742	42.314	254.7	3:07:38.770
12	1	1:53.748	23.613	47.662	42.473	260.9	31:30.437	65	2	1:51.558	23.394	46.591	41.573	264.1	3:09:30.328
13	1	1:54.249	23.814	47.272	43.163	266.0	33:24.686	66	2	1:51.298	23.470	46.549	41.279	264.1	3:11:21.626
14	1	1:55.168	24.351	48.112	42.705	264.1	35:19.854	67	2	1:51.559	23.330	46.733	41.496	264.1	3:13:13.185
15	1	1:53.101	23.575	47.289	42.237	262.8	37:12.955	68	2	1:53.125	24.161	47.610	41.354	265.4	3:15:06.310
16	1	1:53.832	23.946	47.790	42.096	264.1	39:06.787	69	2	1:50.938	23.334	46.593	41.011	262.8	3:16:57.248
17	1	1:54.832	23.509	47.860	43.463	266.0	41:01.619	70	2	1:50.940	23.301	46.415	41.224	259.6	3:18:48.188
18	1	1:53.320	23.575	46.895	42.850	266.0	42:54.939	71	2	1:53.413	23.480	47.224	42.709	264.7	3:20:41.601
19	1	1:55.634	23.581	47.453	44.600	266.7	44:50.573	72	2	1:52.013	23.622	46.924	41.467	262.1	3:22:33.614
20	1	1:54.140	24.377	47.772	41.991	264.1	46:44.713	73	2	1:52.200	23.324	46.779	42.097	262.8	3:24:25.814
21	1	1:59.187	25.549	49.092	44.546	243.8	48:43.900	74	2	1:52.929	23.489	46.562	42.878	263.4	3:26:18.743
22	1	2:19.476	25.884	48.731	1:04.861	255.9	51:03.376	75	2	1:51.397	23.241	46.744	41.412	263.4	3:28:10.140
23	1	4:11.599 B	1:02.985	1:24.966	1:43.648		55:14.975	76	2	1:52.842	23.640	46.705	42.497	264.1	3:30:02.982
24	1	45:08.358	1:02.441	1:03.914	...		1:40:23.333	77	2	1:52.963	24.159	46.973	41.831	263.4	3:31:55.945
25	1	2:14.985	33.807	57.009	44.169	168.2	1:42:38.318	78	2	1:52.245	23.488	46.987	41.770	264.1	3:33:48.190
26	1	1:55.761	24.306	48.205	43.250	260.9	1:44:34.079	79	2	1:51.070	23.472	46.530	41.068	263.4	3:35:39.260
27	1	1:54.257	24.174	47.391	42.692	264.1	1:46:28.336	80	2	1:50.957	23.188	46.376	41.393	264.7	3:37:30.217
28	1	1:58.509	25.585	47.776	45.148	266.0	1:48:26.845	81	2	1:54.370	23.437	48.049	42.884	249.4	3:39:24.587
29	1	1:54.003	23.977	47.039	42.987	264.1	1:50:20.848	82	2	1:53.655	24.275	47.258	42.122	266.7	3:41:18.242
30	1	1:53.508	24.273	47.155	42.080	266.0	1:52:14.356	83	2	1:51.983	23.466	46.904	41.613	262.1	3:43:10.225
31	1	1:56.023	24.554	48.041	43.428	266.7	1:54:10.379	84	2	1:51.594	23.396	46.630	41.568	265.4	3:45:01.819
32	1	1:54.266	24.345	47.773	42.148	266.7	1:56:04.645	85	2	1:52.998	23.964	46.827	42.207	266.7	3:46:54.817
33	1	1:53.490	23.932	46.901	42.657	264.7	1:57:58.135	86	2	1:52.090	23.422	47.075	41.593	261.5	3:48:46.907
34	1	1:55.210	23.988	47.771	43.451	262.8	1:59:53.345	87	2	1:52.068	23.424	46.877	41.767	262.8	3:50:38.975
35	1	2:01.375 B	24.274	47.821	49.280	264.1	2:01:54.720	88	2	1:52.532	24.299	46.757	41.476	264.1	3:52:31.507
36	3	3:54.782	2:16.325	51.777	46.680	216.4	2:05:49.502	89	2	1:51.226	23.257	46.753	41.216	264.7	3:54:22.733
37	3	1:57.636	25.579	48.795	43.262	251.7	2:07:47.138	90	2	1:50.549	23.103	46.428	41.018	262.1	3:56:13.282
38	3	1:57.703	24.527	48.432	44.744	260.2	2:09:44.841	91	2	1:52.412	23.293	46.760	42.359	265.4	3:58:05.694
39	3	3:30.871 B	26.614	1:46.263	1:17.994		2:13:15.712	92	2	1:54.761	23.401	47.078	44.282	259.6	4:00:00.455
40	3	5:17.198	2:25.150	1:46.790	1:05.258		2:18:32.910	93	2	1:53.826	24.840	47.270	41.716	264.1	4:01:54.281
41	3	1:59.930	26.107	49.217	44.606	250.6	2:20:32.840	94	2	1:52.031	23.389	46.550	42.092	264.7	4:03:46.312
42	3	1:59.546	25.174	48.999	45.373	255.9	2:22:32.386								
43	3	1:59.335	24.922	48.635	45.778	259.0	2:24:31.721								
44	3	1:58.434	24.829	48.672	44.933	257.8	2:26:30.155								
45	3	1:58.822	24.850	48.557	45.415	259.6	2:28:28.977								
46	3	1:57.440	24.965	48.448	44.027	261.5	2:30:26.417								
47	3	1:57.776	24.711	48.150	44.915	260.9	2:32:24.193								
48	3	1:58.178	24.831	48.185	45.162	252.3	2:34:22.371								
49	3	1:58.896	24.965	48.406	45.525	259.6	2:36:21.267								
50	3	1:58.747	25.778	48.210	44.759	260.2	2:38:20.014								
51	3	1:59.401	24.836	48.835	45.730	260.2	2:40:19.415								
52	3	1:58.541	25.224	48.393	44.924	257.8	2:42:17.956								
53	3	1:57.305	24.964	47.972	44.369	263.4	2:44:15.261								
54	3	1:59.726	25.622	48.113	45.991	261.5	2:46:14.987								
55	3	1:58.822	25.611	48.411	44.800	260.2	2:48:13.809								
56	3	1:58.949	25.000	48.143	45.806	260.2	2:50:12.758								
57	3	1:59.378	25.436	48.234	45.708	260.2	2:52:12.136								
58	3	1:57.975	25.121	48.196	44.658	262.8	2:54:10.111								
59	3	1:58.723	24.964	48.473	45.286	246.0	2:56:08.834								

16	Getspeed		Mercedes AMG GT3				
	1.Bihuang ZHOU	3.Alexandre IMPERATORI	GT				
1	1	2:14.662	35.689	51.228	47.745	244.9	2:14.662
2	1	3:52.761	44.621	1:52.002	1:16.138		6:07.423
3	1	3:32.420	1:08.378	1:21.824	1:02.218	171.2	9:39.843
4	1	2:20.900	32.593	1:02.410	45.897	133.7	12:00.743
5	1	1:57.656	24.948	48.891	43.817	257.1	13:58.399
6	1	1:57.504	25.158	48.760	43.586	259.0	15:55.903
7	1	1:56.842	24.368	47.880	44.594	258.4	17:52.745
8	1	1:57.647	24.423	48.142	45.082	257.8	19:50.392
9	1	3:36.599 B	30.476	1:47.115	1:19.008		23:26.991
10	1	4:11.712 B	1:06.432	1:46.807	1:18.473		27:38.703
11	1	3:47.597	2:11.840	49.810	45.947	254.1	31:26.300
12	1	1:58.135	25.915	48.234	43.986	257.1	33:24.435
13	1	1:59.259	25.897	48.573	44.789	252.9	35:23.694
14	1	1:56.669	24.779	48.497	43.393	257.1	37:20.363
15	1	1:58.165	24.583	48.145	45.437	255.9	39:18.528



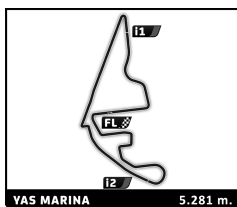


Asian Le Mans Series 4 Hours of Abu Dhabi Race 1

Sector Analysis

Lap under Red Flag															
Invalidated Lap															
Personal Best															
Session Best															
Crossing the pit lane															
Lap	D	Time	Sector 1	Sector 2	Sector 3	T. Spd	Elapsed	Lap	D	Time	Sector 1	Sector 2	Sector 3	T. Spd	Elapsed
16	1	1:57.403	24.661	48.085	44.657	255.9	41:15.931	69	3	1:56.118	24.602	47.865	43.651	255.9	3:20:21.351
17	1	1:59.275	25.250	49.738	44.287	253.5	43:15.206	70	3	1:56.085	24.488	48.182	43.415	256.5	3:22:17.436
18	1	1:56.838	24.766	48.090	43.982	256.5	45:12.044	71	3	1:56.343	24.807	48.037	43.499	256.5	3:24:13.779
19	1	2:00.481	24.782	48.253	47.446	256.5	47:12.525	72	3	1:56.859	25.126	48.011	43.722	257.1	3:26:10.638
20	1	3:14.669	40.134	1:19.527	1:15.008		50:27.194	73	3	1:55.679	24.627	47.874	43.178	256.5	3:28:06.317
21	1	3:57.374 B	1:08.867	1:28.212	1:20.295	128.9	54:24.568	74	3	1:55.274	24.441	47.835	42.998	256.5	3:30:01.591
22	1	3:53.577	1:01.039	1:30.100	1:22.438		58:18.145	75	3	1:56.959	25.483	48.267	43.209	258.4	3:31:58.550
23	1	43:52.390	...	1:05.088	55.751	172.5	1:42:10.535	76	3	1:55.648	24.445	47.813	43.390	256.5	3:33:54.198
24	1	2:01.251	25.467	50.634	45.150	254.7	1:44:11.786	77	3	1:56.433	24.497	48.071	43.865	256.5	3:35:50.631
25	1	2:03.108	25.622	49.848	47.638	247.7	1:46:14.894	78	3	1:57.345	24.509	48.780	44.056	255.9	3:37:47.976
26	1	1:59.740	25.925	49.234	44.581	250.0	1:48:14.634	79	3	1:55.794	24.628	47.994	43.172	256.5	3:39:43.770
27	1	1:58.845	25.660	48.662	44.523	257.8	1:50:13.479	80	3	1:55.665	24.387	47.796	43.482	256.5	3:41:39.435
28	1	1:58.616	24.808	49.386	44.422	254.1	1:52:12.095	81	3	1:57.078	25.856	48.208	43.014	257.1	3:43:36.513
29	1	1:57.397	25.028	47.860	44.509	257.1	1:54:09.492	82	3	1:56.094	24.440	48.225	43.429	258.4	3:45:32.607
30	1	1:58.059	24.706	49.119	44.234	256.5	1:56:07.551	83	3	1:55.415	24.593	47.923	42.899	257.8	3:47:28.022
31	1	1:57.693	24.458	48.896	44.339	257.1	1:58:05.244	84	3	2:00.252 B	24.427	48.288	47.537	257.1	3:49:28.274
32	1	1:57.563	24.724	48.349	44.490	253.5	2:00:02.807	85	3	2:31.848	1:00.348	47.916	43.584	256.5	3:52:00.122
33	1	1:58.196	25.503	48.430	44.263	255.3	2:02:01.003	86	3	1:56.258	24.404	48.637	43.217	257.8	3:53:56.380
34	1	2:01.270	25.569	48.600	47.101	257.1	2:04:02.273	87	3	1:56.365	24.492	47.781	44.092	257.8	3:55:52.745
35	1	1:56.967	24.733	47.957	44.277	257.8	2:05:59.240	88	3	1:56.098	24.734	48.263	43.101	257.8	3:57:48.843
36	1	1:57.116	24.701	48.275	44.140	257.1	2:07:56.356	89	3	1:55.350	24.424	47.836	43.090	258.4	3:59:44.193
37	1	2:05.322 B	24.505	48.388	52.429	257.8	2:10:01.678	90	3	1:55.246	24.347	47.795	43.104	257.1	4:01:39.439
38	2	5:37.047	2:28.516	1:49.548	1:18.983		2:15:38.725	91	3	1:55.956	24.433	48.097	43.426	257.8	4:03:35.395
39	2	3:28.274	54.628	1:43.869	49.777		2:19:06.999	17 COOL Racing Ligier JS P320 - Nissan							
40	2	2:01.977	27.402	49.146	45.429	252.9	2:21:08.976	1.Cedric OLTRAMARE 3.Marcos SIEBERT LMP3							
41	2	1:59.519	26.262	48.661	44.596	256.5	2:23:08.495	2.Adrien CHILA							
42	2	1:59.384	25.752	48.488	45.144	257.8	2:25:07.879	1	2	1:58.319	27.173	48.527	42.619	246.0	1:58.319
43	2	1:57.442	24.721	48.305	44.416	257.1	2:27:05.321	2	2	3:47.202	37.880	1:49.766	1:19.556		5:45.521
44	2	1:58.802	24.901	48.865	45.036	255.3	2:29:04.123	3	2	3:32.997	1:02.748	1:26.220	1:04.029	124.3	9:18.518
45	2	1:59.253	25.206	48.941	45.106	254.7	2:31:03.376	4	2	2:26.804	32.972	1:01.437	52.395	192.9	11:45.322
46	2	2:00.127	25.090	49.674	45.363	254.1	2:33:03.503	5	2	1:54.229	23.600	48.112	42.517	260.9	13:39.551
47	2	2:00.075	25.214	49.026	45.835	251.2	2:35:03.578	6	2	1:51.519	23.384	46.378	41.757	264.7	15:31.070
48	2	1:58.735	25.278	48.995	44.462	254.1	2:37:02.313	7	2	1:51.406	23.540	46.323	41.543	265.4	17:22.476
49	2	2:00.991	25.228	49.281	46.482	253.5	2:39:03.304	8	2	1:51.482	23.501	46.139	41.842	266.7	19:13.958
50	2	1:58.239	25.262	48.434	44.543	254.7	2:41:01.543	9	2	2:44.865	23.487	1:05.273	1:16.105	266.7	21:58.823
51	2	1:58.691	25.388	48.552	44.751	254.7	2:43:00.234	10	2	3:53.836	53.476	1:44.769	1:15.591		25:52.659
52	2	1:58.215	25.086	48.506	44.623	254.7	2:44:58.449	11	2	3:25.962	53.359	1:44.874	47.729		29:18.621
53	2	1:58.808	25.194	48.469	45.145	255.9	2:46:57.257	12	2	1:53.129	23.705	47.390	42.034	260.9	31:11.750
54	2	1:59.122	26.210	48.552	44.360	256.5	2:48:56.379	13	2	1:52.965	23.720	47.068	42.177	265.4	33:04.715
55	2	2:00.716	25.130	49.712	45.874	257.1	2:50:57.095	14	2	1:53.992	23.809	46.761	43.422	264.7	34:58.707
56	2	1:59.131	25.279	48.879	44.973	254.7	2:52:56.226	15	2	1:51.252	23.700	46.203	41.349	266.7	36:49.959
57	2	1:57.913	25.309	48.292	44.312	256.5	2:54:54.139	16	2	1:52.324	24.269	46.671	41.384	264.7	38:42.283
58	2	1:59.446	26.103	48.924	44.419	257.1	2:56:53.585	17	2	1:52.956	24.443	46.563	41.950	264.7	40:35.239
59	2	2:01.550 B	25.447	48.296	47.807	256.5	2:58:55.135	18	2	1:52.461	23.183	46.743	42.535	264.7	42:27.700
60	3	4:02.439	2:24.862	51.495	46.082	221.8	3:02:57.574	19	2	1:51.560	23.139	46.752	41.669	265.4	44:19.260
61	3	1:56.641	25.084	48.116	43.441	255.3	3:04:54.215	20	2	1:53.162	24.384	46.555	42.223	266.7	46:12.422
62	3	1:55.481	24.367	48.206	42.908	255.9	3:06:49.696	21	2	1:59.909	23.787	51.529	44.593	204.2	48:12.331
63	3	1:55.693	24.888	47.887	42.918	256.5	3:08:45.389	22	2	2:31.620	28.116	52.262	1:11.242	196.7	50:43.951
64	3	1:55.290	24.587	47.703	43.000	256.5	3:10:40.679	23	2	4:03.847 B	1:06.854	1:25.426	1:31.567		54:47.798
65	3	1:55.230	24.552	47.737	42.941	256.5	3:12:35.909	24	2	45:12.886	57.951	1:21.976	...	129.8	1:40:00.684
66	3	1:55.274	24.378	47.759	43.137	256.5	3:14:31.183	25	2	2:17.889	37.139	54.411	46.339	215.1	1:42:18.573
67	3	1:56.764	24.483	49.295	42.986	248.8	3:16:27.947	26	2	1:57.439	25.092	48.380	43.967	244.9	1:44:16.012
68	3	1:57.286	24.943	47.789	44.554	257.1	3:18:25.233	27	2	1:55.519	24.110	48.172	43.237	256.5	1:46:11.531





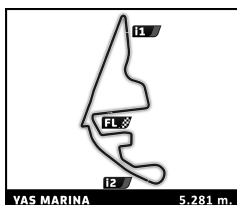
Asian Le Mans Series 4 Hours of Abu Dhabi Race 1

Sector Analysis

Lap under Red Flag Invalidated Lap Personal Best Session Best Crossing the pit lane

Lap	D	Time	Sector 1	Sector 2	Sector 3	T. Spd	Elapsed	Lap	D	Time	Sector 1	Sector 2	Sector 3	T. Spd	Elapsed
28	2	1:52.541	23.710	47.037	41.794	260.2	1:48:04.072	81	3	1:53.895	24.589	46.987	42.319	264.1	3:36:31.645
29	2	1:52.195	23.367	46.740	42.088	252.9	1:49:56.267	82	3	1:52.566	23.792	46.665	42.109	265.4	3:38:24.211
30	2	1:52.748	23.810	46.957	41.981	265.4	1:51:49.015	83	3	1:51.154	23.116	46.262	41.776	263.4	3:40:15.365
31	2	1:51.790	23.480	46.361	41.949	267.3	1:53:40.805	84	3	1:50.244	22.928	46.642	40.674	259.6	3:42:05.609
32	2	1:50.689	23.153	46.141	41.395	265.4	1:55:31.494	85	3	1:50.088	22.922	46.324	40.842	264.1	3:43:55.697
33	2	1:50.975	23.344	46.075	41.556	266.0	1:57:22.469	86	3	1:49.610	22.883	46.176	40.551	264.1	3:45:45.307
34	2	1:54.356 B	23.448	46.192	44.716	265.4	1:59:16.825	87	3	1:50.289	22.826	46.197	41.266	265.4	3:47:35.596
35	2	2:49.950	1:22.104	46.367	41.479	264.1	2:02:06.775	88	3	1:50.534	23.443	46.078	41.013	266.7	3:49:26.130
36	2	1:54.212	23.852	46.713	43.647	257.1	2:04:00.987	89	3	1:50.099	23.081	46.317	40.701	265.4	3:51:16.229
37	2	1:53.425	23.653	46.370	43.402	265.4	2:05:54.412	90	3	1:49.827	22.898	46.160	40.769	264.1	3:53:06.056
38	2	1:54.683	25.224	47.586	41.873	266.0	2:07:49.095	91	3	1:51.013	23.024	46.418	41.571	267.3	3:54:57.069
39	2	1:53.997	24.054	46.819	43.124	266.0	2:09:43.092	92	3	1:52.843	23.822	46.577	42.444	267.3	3:56:49.912
40	2	3:18.652 B	23.752	1:38.597	1:16.303		2:13:01.744	93	3	1:50.167	22.940	46.099	41.128	265.4	3:58:40.079
41	1	5:20.787	2:26.467	1:45.601	1:08.719		2:18:22.531	94	3	1:50.103	22.869	46.027	41.207	265.4	4:00:30.182
42	1	1:53.590	25.029	47.132	41.429	257.1	2:20:16.121	95	3	1:51.133	23.130	46.084	41.919	267.3	4:02:21.315
43	1	1:51.628	23.437	46.581	41.610	263.4	2:22:07.749	96	3	1:50.407	22.915	45.993	41.499	266.7	4:04:11.722
44	1	1:50.695	23.199	46.526	40.970	263.4	2:23:58.444	18 360 Racing Ligier JS P320 - Nissan 1.Frederic JOUSSET 3.Ross KAISER LMP3 2.Sebastian ALVAREZ							
45	1	1:50.168	22.964	46.371	40.833	264.1	2:25:48.612								
46	1	1:50.507	23.177	46.431	40.899	263.4	2:27:39.119	1	2	2:06.032	33.396	47.943	44.693	260.9	2:06.032
47	1	1:51.040	23.159	46.496	41.385	264.1	2:29:30.159	2	2	3:52.762	44.553	1:51.161	1:17.048		5:58.794
48	1	1:51.080	23.123	46.705	41.252	264.7	2:31:21.239	3	2	3:33.423	1:06.484	1:22.915	1:04.024	166.2	9:32.217
49	1	1:50.766	23.116	46.321	41.329	264.1	2:33:12.005	4	2	2:21.723	31.504	1:01.053	49.166	125.4	11:53.940
50	1	1:53.981	23.319	46.956	43.706	264.1	2:35:05.986	5	2	1:54.248	23.911	47.663	42.674	262.1	13:48.188
51	1	1:53.335	24.976	46.623	41.736	265.4	2:36:59.321	6	2	1:50.854	23.748	46.396	40.710	261.5	15:39.042
52	1	1:54.502	23.403	46.785	44.314	264.7	2:38:53.823	7	2	1:52.375	23.311	46.711	42.353	267.3	17:31.417
53	1	1:54.799	24.430	47.356	43.013	266.7	2:40:48.622	8	2	2:01.795	23.593	55.648	42.554	264.1	19:33.212
54	1	1:51.909	23.691	46.673	41.545	264.1	2:42:40.531	9	2	3:12.767 B	23.645	1:32.192	1:16.930		22:45.979
55	1	1:52.596	23.631	46.877	42.088	265.4	2:44:33.127	10	2	2:35:34.221	...	50.174	43.028	215.6	2:58:20.200
56	1	1:52.864	24.254	47.041	41.569	263.4	2:46:25.991	11	2	1:54.438 B	23.453	46.740	44.245	258.4	3:00:14.638
57	1	1:51.849	23.410	46.795	41.644	262.8	2:48:17.840	12	1	5:16.524	3:42.856	49.462	44.206	250.6	3:05:31.162
58	1	1:53.643	23.261	46.923	43.459	264.7	2:50:11.483	13	1	2:00.637	26.390	49.651	44.596	250.0	3:07:31.799
59	1	1:51.751	23.383	46.756	41.612	264.1	2:52:03.234	14	1	1:58.953	24.940	48.803	45.210	254.7	3:09:30.752
60	1	1:55.108 B	23.210	46.816	45.082	263.4	2:53:58.342	15	1	1:57.015	25.249	48.569	43.197	255.9	3:11:27.767
61	3	3:44.701	2:14.240	48.400	42.061	248.8	2:57:43.043	16	1	1:57.690	24.676	48.670	44.344	258.4	3:13:25.457
62	3	1:50.176	23.272	46.441	40.463	262.8	2:59:33.219	17	1	2:01.331	25.345	48.776	47.210	254.7	3:15:26.788
63	3	1:50.252	23.022	46.492	40.738	263.4	3:01:23.471	18	1	1:59.951	25.050	49.665	45.236	249.4	3:17:26.739
64	3	1:50.671	23.047	46.746	40.878	259.6	3:03:14.142	19	1	1:56.679	24.907	48.443	43.329	252.3	3:19:23.418
65	3	1:50.008	23.015	46.115	40.878	265.4	3:05:04.150	20	1	1:55.686	24.723	47.949	43.014	255.9	3:21:19.104
66	3	1:54.018	23.900	47.276	42.842	252.9	3:06:58.168	21	1	1:55.224	24.134	47.836	43.254	257.8	3:23:14.328
67	3	1:50.529	23.166	46.685	40.678	267.3	3:08:48.697	22	1	1:55.646	24.372	48.005	43.269	253.5	3:25:09.974
68	3	1:49.548	22.929	46.046	40.573	266.7	3:10:38.245	23	1	1:57.520	24.692	48.327	44.501	243.2	3:27:07.494
69	3	1:50.473	23.249	46.122	41.102	266.0	3:12:28.718	24	1	1:57.894	25.306	48.234	44.354	251.7	3:29:05.388
70	3	1:49.977	23.236	46.009	40.732	264.1	3:14:18.695	25	1	1:56.210	24.538	48.368	43.304	237.4	3:31:01.598
71	3	1:49.932	22.965	46.069	40.898	264.7	3:16:08.627	26	1	1:56.011	24.726	48.026	43.259	252.3	3:32:57.609
72	3	1:49.836	22.922	46.320	40.594	264.1	3:17:58.463	27	1	1:56.392	24.789	48.364	43.239	258.4	3:34:54.001
73	3	1:50.382	23.545	46.239	40.598	264.1	3:19:48.845	28	1	1:55.429	24.484	47.623	43.322	251.7	3:36:49.430
74	3	1:51.285	23.019	46.890	41.376	260.2	3:21:40.130	29	1	1:56.043	24.394	48.050	43.599	251.2	3:38:45.473
75	3	1:49.674	22.945	46.038	40.691	267.3	3:23:29.804	30	1	1:57.016	24.515	49.307	43.194	251.7	3:40:42.489
76	3	1:54.734 B	23.354	46.254	45.126	266.0	3:25:24.538	31	1	1:55.630	24.369	48.317	42.944	252.9	3:42:38.119
77	3	3:42.105	2:11.863	46.620	43.622	262.1	3:29:06.643	32	1	1:56.432	24.837	48.244	43.351	252.9	3:44:34.551
78	3	1:50.924	23.563	46.654	40.707	262.8	3:30:57.567	33	1	1:56.550	24.909	48.355	43.286	257.8	3:46:31.101
79	3	1:49.791	23.041	46.130	40.620	264.7	3:32:47.358	34	1	1:55.595	24.636	48.170	42.789	257.8	3:48:26.696
80	3	1:50.392	22.902	46.268	41.222	264.7	3:34:37.750								





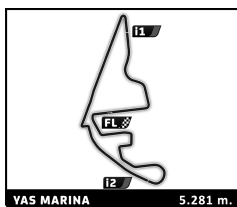
Asian Le Mans Series 4 Hours of Abu Dhabi Race 1

Sector Analysis

Lap under Red Flag Invalidated Lap Personal Best Session Best Crossing the pit lane

Lap	D	Time	Sector 1	Sector 2	Sector 3	T. Spd	Elapsed	Lap	D	Time	Sector 1	Sector 2	Sector 3	T. Spd	Elapsed
35	1	2:03.555	B 25.659	48.809	49.087	250.6	3:50:30.251	50	2	1:54.436	24.620	47.237	42.579	260.2	2:38:49.896
19 Leipert Motorsport Lamborghini Huracan GT3 Evo 1.Gabriel RINDONE 3.Marco MAPELLI GT 2.Brendon LEITCH								51 2 1:54.331 24.484 47.240 42.607 261.5 2:40:44.227 52 2 1:54.437 24.152 47.147 43.138 261.5 2:42:38.664 53 2 1:54.330 24.169 47.276 42.885 260.2 2:44:32.994 54 2 1:54.909 25.208 47.188 42.513 260.9 2:46:27.903 55 2 1:54.144 23.967 47.107 43.070 262.1 2:48:22.047 56 2 1:54.975 24.835 47.427 42.713 260.9 2:50:17.022 57 2 1:54.131 23.984 47.135 43.012 260.9 2:52:11.153 58 2 1:53.691 23.975 47.155 42.561 260.2 2:54:04.844 59 2 1:54.020 24.175 47.127 42.718 260.2 2:55:58.864 60 2 1:53.884 24.112 47.191 42.581 260.2 2:57:52.748 61 2 1:53.952 24.157 47.021 42.774 258.4 2:59:46.700 62 2 1:54.225 24.150 47.181 42.894 260.9 3:01:40.925 63 2 1:54.674 24.662 47.264 42.748 262.8 3:03:35.599 64 2 1:53.930 24.102 47.035 42.793 262.8 3:05:29.529 65 2 1:53.972 24.151 47.028 42.793 261.5 3:07:23.501 66 2 1:58.432 B 24.654 47.885 45.893 259.6 3:09:21.933 67 3 3:50.191 2:15.630 50.201 44.360 222.2 3:13:12.124 68 3 1:56.499 25.145 48.366 42.988 228.8 3:15:08.623 69 3 1:54.516 24.447 47.461 42.608 259.0 3:17:03.139 70 3 1:55.266 25.025 47.261 42.980 259.6 3:18:58.405 71 3 1:53.607 23.978 47.141 42.488 260.2 3:20:52.012 72 3 1:54.243 24.402 47.331 42.510 259.6 3:22:46.255 73 3 1:53.694 24.004 47.269 42.421 260.2 3:24:39.949 74 3 1:55.082 24.146 47.971 42.965 242.7 3:26:35.031 75 3 1:54.487 24.109 47.588 42.790 260.9 3:28:29.518 76 3 1:55.301 24.336 47.833 43.132 251.2 3:30:24.819 77 3 1:55.720 24.090 47.546 44.084 247.7 3:32:20.539 78 3 1:55.029 24.743 47.367 42.919 262.8 3:34:15.568 79 3 1:54.294 23.988 47.235 43.071 260.9 3:36:09.862 80 3 1:53.579 24.110 47.049 42.420 260.9 3:38:03.441 81 3 1:54.606 24.047 47.253 43.306 260.9 3:39:58.047 82 3 1:53.890 24.052 47.138 42.700 259.6 3:41:51.937 83 3 1:54.469 24.180 47.318 42.971 255.3 3:43:46.406 84 3 1:55.256 25.233 47.233 42.790 262.1 3:45:41.662 85 3 1:54.671 24.151 47.173 43.347 260.9 3:47:36.333 86 3 1:54.831 24.710 47.396 42.725 260.9 3:49:31.164 87 3 1:54.227 24.175 47.329 42.723 260.2 3:51:25.391 88 3 1:54.988 24.014 47.231 43.743 260.9 3:53:20.379 89 3 1:54.471 24.171 47.429 42.871 248.8 3:55:14.850 90 3 1:54.199 24.132 47.176 42.891 259.6 3:57:09.049 91 3 1:55.016 24.219 47.357 43.440 258.4 3:59:04.065 92 3 1:53.961 24.012 47.251 42.698 261.5 4:00:58.026 93 3 1:55.253 24.477 47.391 43.385 260.9 4:02:53.279 94 3 1:55.438 24.482 47.578 43.378 262.1 4:04:48.717							
19 Leipert Motorsport 1.Gabriel RINDONE 3.Marco MAPELLI 2.Brendon LEITCH								20 Herberth Motorsport Porsche 911 GT3 R 1.Nicolas LEUTWILER 3.Matteo CAIROLI GT 2.Mikkel PEDERSEN							
1	1	2:15.295	37.109	50.526	47.660	238.4	2:15.295	1	1	2:11.004	35.857	49.232	45.915	241.6	2:11.004
2	1	3:53.589	45.063	1:51.871	1:16.655		6:08.884	2	1	3:53.000	45.250	1:51.536	1:16.214		6:04.004
3	1	3:32.166	1:08.095	1:21.660	1:02.411	175.3	9:41.050	3	1	3:33.296	1:07.491	1:22.766	1:03.039	173.9	9:37.300
4	1	2:20.373	32.004	1:02.551	45.818	156.7	12:01.423	4	1	2:19.553	31.360	1:01.235	46.958	136.9	11:56.853
5	1	1:57.491	25.079	48.196	44.216	251.2	13:58.914	5	1	1:59.626	25.078	49.013	45.535	254.1	13:56.479
6	1	1:57.399	25.054	48.968	43.377	259.0	15:56.313								
7	1	1:55.668	24.473	47.606	43.589	257.8	17:51.981								
8	1	1:56.834	24.653	47.827	44.354	255.3	19:48.815								
9	1	3:32.329	29.775	1:45.897	1:16.657		23:21.144								
10	1	3:56.208	B 53.617	1:45.750	1:16.841		27:17.352								
11	1	3:53.563	2:16.578	51.099	45.886	235.3	31:10.915								
12	1	1:59.218	25.217	49.162	44.839	252.9	33:10.133								
13	1	1:56.283	24.595	47.838	43.850	259.6	35:06.416								
14	1	1:57.750	26.090	47.897	43.763	258.4	37:04.166								
15	1	1:56.224	24.501	48.074	43.649	260.2	39:00.390								
16	1	1:56.697	24.510	47.783	44.404	259.6	40:57.087								
17	1	1:55.909	24.510	47.758	43.641	259.0	42:52.996								
18	1	1:57.102	24.924	47.741	44.437	262.8	44:50.098								
19	1	1:57.006	24.714	48.617	43.675	247.1	46:47.104								
20	1	1:57.867	26.064	47.746	44.057	260.9	48:44.971								
21	1	2:21.001	25.669	48.343	1:06.989	259.6	51:05.972								
22	1	4:10.622	B 1:02.713	1:25.113	1:42.796		55:16.594								
23	1	45:09.009	1:02.450	1:03.332	...		1:40:25.603								
24	1	2:14.712	33.070	56.148	45.494	154.5	1:42:40.315								
25	1	1:57.251	25.026	48.709	43.516	247.1	1:44:37.566								
26	1	1:56.868	24.810	48.166	43.892	259.0	1:46:34.434								
27	1	1:56.434	24.647	47.706	44.081	259.0	1:48:30.868								
28	1	1:56.007	24.700	47.527	43.780	260.9	1:50:26.875								
29	1	1:55.580	24.620	47.691	43.269	259.6	1:52:22.455								
30	1	1:55.164	24.379	47.228	43.557	259.6	1:54:17.619								
31	1	1:55.634	24.704	47.457	43.473	259.0	1:56:13.253								
32	1	1:55.541	24.401	47.476	43.664	258.4	1:58:08.794								
33	1	1:56.551	24.714	47.720	44.117	259.0	2:00:05.345								
34	1	1:56.275	24.526	47.689	44.060	256.5	2:02:01.620								
35	1	2:04.564	B 25.946	49.129	49.489	251.2	2:04:06.184								
36	2	3:47.906	2:14.528	49.474	43.904	250.6	2:07:54.090								
37	2	1:56.263	24.558	47.828	43.877	262.1	2:09:50.353								
38	2	3:32.506	30.514	1:45.496	1:16.496		2:13:22.859								
39	2	3:56.854	53.664	1:45.838	1:17.352		2:17:19.713								
40	2	2:25.266	53.088	48.981	43.197	255.3	2:19:44.979								
41	2	1:53.440	24.223	47.141	42.076	260.9	2:21:38.419								
42	2	1:53.663	24.051	46.961	42.651	261.5	2:23:32.082								
43	2	1:53.643	24.107	46.952	42.584	262.8	2:25:25.725								
44	2	1:55.831	24.204	48.008	43.619	243.8	2:27:21.556								
45	2	1:54.200	24.166	47.337	42.697	263.4	2:29:15.756								
46	2	1:54.336	24.069	47.407	42.860	258.4	2:31:10.092								
47	2	1:54.197	24.191	47.147	42.859	263.4	2:33:04.289								
48	2	1:55.185	24.749	47.542	42.894	262.8	2:34:59.474								
49	2	1:55.986	24.124	47.308	44.554	260.9	2:36:55.460								



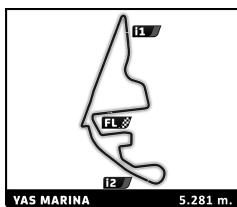


Asian Le Mans Series 4 Hours of Abu Dhabi Race 1

Sector Analysis

Lap under Red Flag Invalidated Lap Personal Best Session Best B Crossing the pit lane

Lap	D	Time	Sector 1	Sector 2	Sector 3	T. Spd	Elapsed	Lap	D	Time	Sector 1	Sector 2	Sector 3	T. Spd	Elapsed
6	1	1:55.654	24.692	47.753	43.209	259.0	15:52.133	59	2	1:54.679	24.460	47.358	42.861	256.5	2:56:41.660
7	1	1:56.658	24.527	47.793	44.338	260.9	17:48.791	60	2	1:55.394	24.416	47.488	43.490	255.3	2:58:37.054
8	1	1:55.753	24.438	47.617	43.698	259.0	19:44.544	61	2	1:55.381	24.694	47.370	43.317	257.1	3:00:32.435
9	1	3:30.560	28.362	1:45.751	1:16.447		23:15.104	62	2	1:55.543	24.585	47.357	43.601	257.1	3:02:27.978
10	1	3:55.525	53.661	1:45.656	1:16.208		27:10.629	63	2	1:55.003	24.317	47.578	43.108	255.9	3:04:22.981
11	1	2:47.520	53.506	1:10.295	43.719	218.2	29:58.149	64	2	1:54.817	24.433	47.556	42.828	255.9	3:06:17.798
12	1	1:56.238	24.552	47.754	43.932	255.9	31:54.387	65	2	1:55.202	24.342	47.515	43.345	256.5	3:08:13.000
13	1	1:56.426	24.700	48.371	43.355	255.3	33:50.813	66	2	1:54.780	24.396	47.452	42.932	257.1	3:10:07.780
14	1	1:57.794	24.947	48.472	44.375	256.5	35:48.607	67	2	1:55.402	24.497	47.985	42.920	259.6	3:12:03.182
15	1	1:56.107	24.764	47.750	43.593	256.5	37:44.714	68	2	1:55.627	24.496	47.663	43.468	257.1	3:13:58.809
16	1	1:56.507	24.603	47.715	44.189	255.9	39:41.221	69	2	1:55.001	24.408	47.498	43.095	256.5	3:15:53.810
17	1	1:58.122	24.817	48.373	44.932	257.1	41:39.343	70	2	1:55.347	24.653	47.560	43.134	255.9	3:17:49.157
18	1	1:57.288	24.632	47.932	44.724	256.5	43:36.631	71	2	1:55.765	24.991	47.557	43.217	257.8	3:19:44.922
19	1	1:56.638	24.555	47.879	44.204	257.8	45:33.269	72	2	1:58.166 B	24.533	47.556	46.077	257.1	3:21:43.088
20	1	1:57.551	24.650	47.791	45.110	257.1	47:30.820	73	3	3:43.930	2:11.001	49.573	43.356	251.7	3:25:27.018
21	1	3:06.069	30.974	1:19.890	1:15.205		50:36.889	74	3	1:54.720	24.641	47.721	42.358	256.5	3:27:21.738
22	1	4:00.538 B	1:08.544	1:25.572	1:26.422		54:37.427	75	3	1:53.534	24.239	47.266	42.029	257.1	3:29:15.272
23	1	4:02.562	58.583	1:26.659	1:37.320		58:39.989	76	3	1:53.370	24.094	47.182	42.094	256.5	3:31:08.642
24	1	43:34.793	...	1:01.235	51.463	182.1	1:42:14.782	77	3	1:55.800	23.996	47.244	44.560	259.0	3:33:04.442
25	1	2:06.328 B	25.318	50.900	50.110	240.5	1:44:21.110	78	3	1:53.617	24.329	47.356	41.932	257.1	3:34:58.059
26	2	3:46.531	2:12.157	49.959	44.415	250.6	1:48:07.641	79	3	1:53.378	24.103	47.139	42.136	257.1	3:36:51.437
27	2	1:55.607	24.757	48.074	42.776	256.5	1:50:03.248	80	3	1:55.478	25.088	47.512	42.878	259.0	3:38:46.915
28	2	1:54.274	24.321	47.591	42.362	256.5	1:51:57.522	81	3	1:54.554	24.062	47.483	43.009	259.6	3:40:41.469
29	2	1:54.199	24.100	47.605	42.494	255.9	1:53:51.721	82	3	1:53.482	24.064	47.190	42.228	257.8	3:42:34.951
30	2	1:54.169	24.156	47.373	42.640	257.1	1:55:45.890	83	3	1:55.548 B	24.093	47.040	44.415	256.5	3:44:30.499
31	2	1:54.350	24.267	47.488	42.595	257.1	1:57:40.240	84	1	3:04.312	1:29.539	48.911	45.862	254.1	3:47:34.811
32	2	1:53.692	24.066	47.188	42.438	256.5	1:59:33.932	85	1	2:02.917 B	26.058	48.856	48.003	256.5	3:49:37.728
33	2	1:53.884	24.085	47.380	42.419	256.5	2:01:27.816	86	1	2:29.812	56.546	48.211	45.055	256.5	3:52:07.540
34	2	1:54.096	24.138	47.411	42.547	255.9	2:03:21.912	87	1	1:57.800	25.272	48.277	44.251	257.8	3:54:05.340
35	2	1:54.106	24.232	47.165	42.709	257.8	2:05:16.018	88	1	1:58.622	25.061	48.497	45.064	255.9	3:56:03.962
36	2	1:55.419	24.328	47.651	43.440	257.1	2:07:11.437	89	1	1:57.592	25.013	48.061	44.518	255.9	3:58:01.554
37	2	1:55.376	24.263	48.063	43.050	257.8	2:09:06.813	90	1	1:58.446	24.928	48.785	44.733	256.5	4:00:00.000
38	2	2:41.456	24.559	1:00.631	1:16.266	259.0	2:11:48.269	91	1	1:58.214	25.195	48.537	44.482	257.8	4:01:58.214
39	2	3:54.762 B	53.503	1:45.238	1:16.021		2:15:43.031	92	1	1:57.988	25.238	48.167	44.583	257.1	4:03:56.202
40	2	4:03.941	2:24.984	53.944	45.013	233.8	2:19:46.972	<div style="border: 1px solid black; padding: 5px;"> 22 United Autosports Oreca 07 - Gibson 1.Philip HANSON 3.James MCGUIRE 2.Paul DI RESTA LMP2 </div>							
41	2	1:54.880	24.708	47.598	42.574	256.5	2:21:41.852								
42	2	1:53.957	24.204	47.241	42.512	256.5	2:23:35.809								
43	2	1:55.430	24.173	48.340	42.917	256.5	2:25:31.239								
44	2	1:54.063	24.313	47.323	42.427	256.5	2:27:25.302								
45	2	1:53.974	24.164	47.394	42.416	256.5	2:29:19.276								
46	2	1:53.558	24.067	47.213	42.278	256.5	2:31:12.834								
47	2	1:54.346	24.041	47.432	42.873	257.1	2:33:07.180								
48	2	1:55.010	24.341	47.514	43.155	259.0	2:35:02.190								
49	2	1:54.819	24.091	47.366	43.362	260.2	2:36:57.009								
50	2	1:56.209	24.359	47.780	44.070	255.3	2:38:53.218								
51	2	1:56.751	24.980	48.314	43.457	259.0	2:40:49.969								
52	2	1:55.381	24.444	47.653	43.284	259.0	2:42:45.350								
53	2	1:55.719	24.541	48.274	42.904	256.5	2:44:41.069								
54	2	1:54.630	24.359	47.577	42.694	255.9	2:46:35.699								
55	2	1:57.424 B	24.249	47.458	45.717	257.8	2:48:33.123								
56	2	2:23.458	50.638	48.373	44.447	256.5	2:50:56.581								
57	2	1:55.488	24.525	47.570	43.393	255.9	2:52:52.069								
58	2	1:54.912	24.485	47.518	42.909	256.5	2:54:46.981								
59	2	1:54.679	24.460	47.358	42.861	256.5	2:56:41.660								
60	2	1:55.394	24.416	47.488	43.490	255.3	2:58:37.054								
61	2	1:55.381	24.694	47.370	43.317	257.1	3:00:32.435								
62	2	1:55.543	24.585	47.357	43.601	257.1	3:02:27.978								
63	2	1:55.003	24.317	47.578	43.108	255.9	3:04:22.981								
64	2	1:54.817	24.433	47.556	42.828	255.9	3:06:17.798								
65	2	1:55.202	24.342	47.515	43.345	256.5	3:08:13.000								
66	2	1:54.780	24.396	47.452	42.932	257.1	3:10:07.780								
67	2	1:55.402	24.497	47.985	42.920	259.6	3:12:03.182								
68	2	1:55.627	24.496	47.663	43.468	257.1	3:13:58.809								
69	2	1:55.001	24.408	47.498	43.095	256.5	3:15:53.810								
70	2	1:55.347	24.653	47.560	43.134	255.9	3:17:49.157								
71	2	1:55.765	24.991	47.557	43.217	257.8	3:19:44.922								
72	2	1:58.166 B	24.533	47.556	46.077	257.1	3:21:43.088								
73	3	3:43.930	2:11.001	49.573	43.356	251.7	3:25:27.018								
74	3	1:54.720	24.641	47.721	42.358	256.5	3:27:21.738								
75	3	1:53.534	24.239	47.266	42.029	257.1	3:29:15.272								
76	3	1:53.370	24.094	47.182	42.094	256.5	3:31:08.642								
77	3	1:55.800	23.996	47.244	44.560	259.0	3:33:04.442								
78	3	1:53.617	24.329	47.356	41.932	257.1	3:34:58.059								
79	3	1:53.378	24.103	47.139	42.136	257.1	3:36:51.437								
80	3	1:55.478	25.088	47.512	42.878	259.0	3:38:46.915								
81	3	1:54.554	24.062	47.483	43.009	259.6	3:40:41.469								
82	3	1:53.482	24.064	47.190	42.228	257.8	3:42:34.951								
83	3	1:55.548 B	24.093	47.040	44.415	256.5	3:44:30.499								
84	1	3:04.312	1:29.539	48.911	45.862	254.1	3:47:34.811								
85	1	2:02.917 B	26.058	48.856	48.003	256.5	3:49:37.728								
86	1	2:29.812	56.546	48.211	45.055	256.5	3:52:07.540								
87	1	1:57.800	25.272	48.277	44.251	257.8	3:54:05.340								
88	1	1:58.622	25.061	48.497	45.064	255.9	3:56:03.962								
89	1	1:57.592	25.013	48.061	44.518	255.9	3:58:01.554								
90	1	1:58.446	24.928	48.785	44.733	256.5	4:00:00.000								
91	1	1:58.214	25.195	48.537	44.482	257.8	4:01:58.214								
92	1	1:57.988	25.238	48.167	44.583	257.1	4:03:56.202								
1	2	1:50.680	24.463	45.271	40.946	275.5	1:50.680								
2	2	3:45.786	37.806	1:47.664	1:20.316		5:36.466								
3	2	3:32.928	59.980	1:29.152	1:03.796		9:09.394								
4	2	2:29.953	33.699	59.969	56.285	153.8	11:39.347								
5	2	1:45.842	22.241	44.229	39.372	276.9	13:25.189								
6	2	1:43.755	21.662	44.287	37.806	274.1	15:08.944								
7	2	1:43.081	21.272	43.979	37.830	275.5	16:52.025								
8	2	1:42.332	21.115	43.680	37.537	277.6	18:34.357								
9	2	1:48.960 B	20.691	44.222	44.047	274.8	20:23.317								
10	3	5:33.570	2:31.920	1:44.943	1:16.707		25:56.887								
11	3	3:26.087	53.377	1:45.235	47.475		29:22.974								
12	3	1:53.547	24.453	46.786	42.308	254.1	31:16.521								
13	3	1:51.715	23.506												



Asian Le Mans Series 4 Hours of Abu Dhabi Race 1

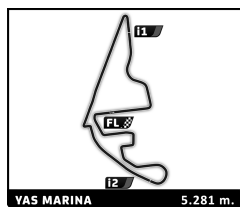
Sector Analysis

VAS MARINA 5.281 m.

Lap under Red Flag Invalidated Lap Personal Best Session Best Crossing the pit lane

Lap	D	Time	Sector 1	Sector 2	Sector 3	T. Spd	Elapsed	Lap	D	Time	Sector 1	Sector 2	Sector 3	T. Spd	Elapsed
17	3	1:53.894	23.882	46.783	43.229	272.0	40:40.123	70	1	1:44.731	21.464	45.034	38.233	276.9	3:09:22.828
18	3	1:51.179	23.570	46.688	40.921	258.4	42:31.302	71	1	1:46.066	22.253	44.126	39.687	279.1	3:11:08.894
19	3	1:50.562	23.183	46.445	40.934	266.7	44:21.864	72	1	1:43.898	21.413	44.375	38.110	279.1	3:12:52.792
20	3	1:50.827	22.993	46.256	41.578	257.8	46:12.691	73	1	1:44.072	21.457	44.456	38.159	279.8	3:14:36.864
21	3	2:00.155	23.968	51.363	44.824	195.3	48:12.846	74	1	1:45.679	21.436	45.098	39.145	276.2	3:16:22.543
22	3	2:33.522	27.913	52.648	1:12.961	196.0	50:46.368	75	1	1:43.593	21.424	44.132	38.037	279.1	3:18:06.136
23	3	4:03.264 B	1:06.096	1:25.157	1:32.011		54:49.632	76	1	1:44.343	21.545	44.223	38.575	278.4	3:19:50.479
24	3	45:13.191	58.199	1:20.716	...		1:40:02.823	77	1	1:44.563	21.650	44.691	38.222	279.1	3:21:35.042
25	3	2:16.110	36.301	54.284	45.525	203.8	1:42:18.933	78	1	1:45.674	21.556	44.430	39.688	278.4	3:23:20.716
26	3	1:55.983	24.835	47.507	43.641	241.1	1:44:14.916	79	1	1:45.125	21.501	44.402	39.222	278.4	3:25:05.841
27	3	1:52.646	23.810	47.260	41.576	257.8	1:46:07.562	80	1	1:45.450	22.079	44.765	38.606	279.1	3:26:51.291
28	3	1:52.359	23.414	46.980	41.965	255.3	1:47:59.921	81	1	1:46.788 B	21.537	44.100	41.151	278.4	3:28:38.079
29	3	1:52.651	24.913	46.287	41.451	272.0	1:49:52.572	82	1	3:36.798	2:11.034	46.062	39.702	266.7	3:32:14.877
30	3	1:49.930	22.893	45.864	41.173	269.3	1:51:42.502	83	1	1:46.014	21.690	44.299	40.025	276.2	3:34:00.891
31	3	1:50.745	22.851	46.040	41.854	262.1	1:53:33.247	84	1	1:48.339	22.736	44.691	40.912	275.5	3:35:49.230
32	3	1:51.536	23.384	46.473	41.679	259.6	1:55:24.783	85	1	1:44.758	21.660	44.436	38.662	276.9	3:37:33.988
33	3	1:58.252 B	23.357	46.885	48.010	253.5	1:57:23.035	86	1	1:43.633	21.470	44.238	37.925	278.4	3:39:17.621
34	2	3:02.911	1:37.000	45.812	40.099	259.6	2:00:25.946	87	1	1:43.840	21.902	43.886	38.052	277.6	3:41:01.461
35	2	1:43.997	21.605	44.135	38.257	275.5	2:02:09.943	88	1	1:44.123	22.203	44.094	37.826	276.9	3:42:45.584
36	2	1:45.502	21.923	44.296	39.283	279.1	2:03:55.445	89	1	1:44.263	21.895	44.150	38.218	277.6	3:44:29.847
37	2	1:44.456	21.869	44.351	38.236	277.6	2:05:39.901	90	1	1:45.447	21.292	44.102	40.053	277.6	3:46:15.294
38	2	1:43.580	21.280	43.730	38.570	277.6	2:07:23.481	91	1	1:46.600	22.723	44.765	39.112	278.4	3:48:01.894
39	2	1:44.811	21.235	44.246	39.330	280.5	2:09:08.292	92	1	1:44.197	21.286	43.849	39.062	279.8	3:49:46.091
40	2	2:30.273 B	22.313	51.877	1:16.083	279.1	2:11:38.565	93	1	1:42.782	21.226	43.866	37.690	276.9	3:51:28.873
41	2	5:32.027	2:26.832	1:48.304	1:16.891		2:17:10.592	94	1	1:43.583	21.322	44.288	37.973	277.6	3:53:12.456
42	2	2:23.259	54.235	50.260	38.764	268.0	2:19:33.851	95	1	1:44.768	21.417	44.103	39.248	277.6	3:54:57.224
43	2	1:43.637	21.418	43.939	38.280	282.0	2:21:17.488	96	1	1:45.941	23.250	44.528	38.163	276.9	3:56:43.165
44	2	1:43.854	21.935	43.656	38.263	280.5	2:23:01.342	97	1	1:45.154	21.339	44.126	39.689	278.4	3:58:28.319
45	2	1:42.466	21.146	43.794	37.526	279.1	2:24:43.808	98	1	1:45.291	21.616	44.937	38.738	270.0	4:00:13.610
46	2	1:43.640	21.187	43.891	38.562	276.9	2:26:27.448	99	1	1:45.724	22.643	44.739	38.342	276.9	4:01:59.334
47	2	1:44.365	22.095	44.596	37.674	279.8	2:28:11.813	100	1	1:47.111	22.132	44.204	40.775	279.1	4:03:46.445
48	2	1:43.419	21.229	43.852	38.338	277.6	2:29:55.232	23 United Autosports Oreca 07 - Gibson							
49	2	1:43.346	21.236	44.188	37.922	278.4	2:31:38.578	1.Yasser SHAHIN 3.Oliver JARVIS							
50	2	1:42.903	21.301	43.775	37.827	278.4	2:33:21.481	2.Garnet PATTERSON LMP2							
51	2	1:44.827	21.226	44.023	39.578	279.8	2:35:06.308	1	1	1:55.150	27.009	46.802	41.339	234.8	1:55.150
52	2	1:48.012	23.248	44.370	40.394	279.1	2:36:54.320	2	1	3:47.425	39.416	1:48.031	1:19.978		5:42.575
53	2	1:44.197	21.256	43.982	38.959	279.1	2:38:38.517	3	1	3:32.587	1:00.957	1:27.297	1:04.333		9:15.162
54	2	1:43.185	21.253	43.779	38.153	277.6	2:40:21.702	4	1	2:28.255	33.249	59.844	55.162	172.2	11:43.417
55	2	1:43.965	21.983	44.039	37.943	279.1	2:42:05.667	5	1	1:51.361	23.807	46.022	41.532	247.1	13:34.778
56	2	1:45.386	21.243	43.986	40.157	280.5	2:43:51.053	6	1	1:46.110	22.122	44.758	39.230	272.7	15:20.888
57	2	1:43.655	21.650	44.202	37.803	279.1	2:45:34.708	7	1	1:45.272	21.603	44.502	39.167	274.8	17:06.160
58	2	1:43.140	21.206	43.870	38.064	278.4	2:47:17.848	8	1	1:44.724	21.556	44.220	38.948	275.5	18:50.884
59	2	1:44.810	21.276	43.750	39.784	279.1	2:49:02.658	9	1	2:06.212	21.806	45.249	59.157	270.0	20:57.096
60	2	1:45.086	21.387	44.788	38.911	280.5	2:50:47.744	10	1	3:55.966 B	53.720	1:44.831	1:17.415		24:53.062
61	2	1:47.705 B	21.457	44.032	42.216	279.1	2:52:35.449	11	1	4:12.955	1:26.323	1:45.574	1:01.058		29:06.017
62	1	2:48.232	1:23.887	44.829	39.516	274.8	2:55:23.681	12	1	1:48.895	22.969	45.301	40.625	249.4	30:54.912
63	1	1:45.785	21.502	44.402	39.881	277.6	2:57:09.466	13	1	1:46.762	22.007	45.085	39.670	271.4	32:41.674
64	1	1:44.464	21.511	44.459	38.494	276.2	2:58:53.930	14	1	1:45.577	21.813	44.324	39.440	275.5	34:27.251
65	1	1:43.800	21.451	44.265	38.084	276.9	3:00:37.730	15	1	1:47.270	21.928	45.572	39.770	259.0	36:14.521
66	1	1:44.558	21.458	44.760	38.340	278.4	3:02:22.288	16	1	1:46.073	21.702	44.895	39.476	274.8	38:00.594
67	1	1:44.641	21.643	44.488	38.510	277.6	3:04:06.929	17	1	1:47.570	22.025	45.477	40.068	273.4	39:48.164
68	1	1:45.238	21.424	44.492	39.322	277.6	3:05:52.167	18	1	1:47.590	21.590	44.715	41.285	276.9	41:35.754
69	1	1:45.930	22.023	44.196	39.711	278.4	3:07:38.097	19	1	1:48.044	21.657	45.006	41.381	276.9	43:23.798





Asian Le Mans Series

4 Hours of Abu Dhabi

Race 1

VAS MARINA 5.281 m.

Sector Analysis

Lap under Red Flag Invalidated Lap Personal Best Session Best B Crossing the pit lane

Lap	D	Time	Sector 1	Sector 2	Sector 3	T. Spd	Elapsed	Lap	D	Time	Sector 1	Sector 2	Sector 3	T. Spd	Elapsed
20	1	1:48.350	23.320	44.932	40.098	277.6	45:12.148	73	3	1:43.392	21.378	43.945	38.069	278.4	3:15:39.207
21	1	1:49.053	21.986	44.510	42.557	276.9	47:01.201	74	3	1:44.773	21.418	44.180	39.175	279.1	3:17:23.980
22	1	3:22.635	33.147	1:33.278	1:16.210		50:23.836	75	3	1:44.754	21.367	45.008	38.379	272.7	3:19:08.734
23	1	3:55.948 B	1:07.775	1:29.636	1:18.537		54:19.784	76	3	1:43.818	21.265	44.502	38.051	274.8	3:20:52.552
24	1	3:52.064	1:01.582	1:31.410	1:19.072		58:11.848	77	3	1:44.174	22.203	43.838	38.133	279.1	3:22:36.726
25	1	43:55.938	...	1:08.490	56.377		1:42:07.786	78	3	1:44.827	21.363	43.929	39.535	279.1	3:24:21.553
26	1	1:49.011	22.890	45.942	40.179	262.1	1:43:56.797	79	3	1:44.804	21.444	44.651	38.709	267.3	3:26:06.357
27	1	1:49.210	23.453	45.788	39.969	263.4	1:45:46.007	80	3	1:43.624	21.485	43.897	38.242	279.1	3:27:49.981
28	1	1:47.243	22.319	45.069	39.855	272.0	1:47:33.250	81	3	1:45.157	22.828	44.421	37.908	278.4	3:29:35.138
29	1	1:46.799	22.091	44.844	39.864	274.8	1:49:20.049	82	3	1:46.578 B	21.318	43.947	41.313	279.1	3:31:21.716
30	1	1:48.190	22.137	45.448	40.605	270.7	1:51:08.239	83	3	2:41.323	1:18.587	44.351	38.385	277.6	3:34:03.039
31	1	1:47.189	22.211	44.622	40.356	274.8	1:52:55.428	84	3	1:46.682	21.745	44.446	40.491	279.8	3:35:49.721
32	1	1:52.644 B	21.876	44.617	46.151	275.5	1:54:48.072	85	3	1:45.010	21.602	44.085	39.323	280.5	3:37:34.731
33	2	3:36.008	2:10.558	46.006	39.444	267.3	1:58:24.080	86	3	1:44.726	21.554	44.868	38.304	278.4	3:39:19.457
34	2	1:44.105	21.670	44.224	38.211	276.9	2:00:08.185	87	3	1:44.866	21.675	44.321	38.870	279.1	3:41:04.323
35	2	1:45.477	21.828	45.056	38.593	257.1	2:01:53.662	88	3	1:44.841	21.612	44.911	38.318	278.4	3:42:49.164
36	2	1:43.930	21.265	44.424	38.241	276.2	2:03:37.592	89	3	1:44.578	21.521	44.111	38.946	279.1	3:44:33.742
37	2	1:45.002	21.939	44.615	38.448	252.9	2:05:22.594	90	3	1:43.936	21.492	43.961	38.483	279.1	3:46:17.678
38	2	1:47.769	21.549	44.970	41.250	278.4	2:07:10.363	91	3	1:46.008	22.120	44.877	39.011	280.5	3:48:03.686
39	2	1:44.633	22.129	44.378	38.126	277.6	2:08:54.996	92	3	1:45.330	22.359	44.280	38.691	278.4	3:49:49.016
40	2	2:17.403	21.229	44.291	1:11.883	279.8	2:11:12.399	93	3	1:44.141	21.938	43.972	38.231	279.1	3:51:33.157
41	2	3:54.375 B	53.431	1:44.363	1:16.581		2:15:06.774	94	3	1:44.648	21.406	43.906	39.336	278.4	3:53:17.805
42	2	4:16.596	2:25.958	1:09.517	41.121	231.3	2:19:23.370	95	3	1:44.134	21.487	44.058	38.589	278.4	3:55:01.939
43	2	1:46.295	22.813	44.721	38.761	276.2	2:21:09.665	96	3	1:45.141	21.386	44.247	39.508	279.8	3:56:47.080
44	2	1:45.176	22.430	44.229	38.517	277.6	2:22:54.841	97	3	1:44.484	21.487	44.113	38.884	279.1	3:58:31.564
45	2	1:43.074	21.310	43.866	37.898	278.4	2:24:37.915	98	3	1:47.065	21.856	44.575	40.634	280.5	4:00:18.629
46	2	1:46.741	21.277	45.363	40.101	257.1	2:26:24.656	99	3	1:44.615	21.657	44.146	38.812	280.5	4:02:03.244
47	2	1:44.048	21.832	44.167	38.049	277.6	2:28:08.704	100	3	1:44.467	21.803	44.133	38.531	279.1	4:03:47.711
48	2	1:43.678	21.291	44.023	38.364	277.6	2:29:52.382								
49	2	1:43.565	21.731	43.903	37.931	277.6	2:31:35.947								
50	2	1:43.142	21.340	43.851	37.951	277.6	2:33:19.089								
51	2	1:46.387	21.274	43.991	41.122	278.4	2:35:05.476								
52	2	1:45.039	22.368	44.317	38.354	272.7	2:36:50.515								
53	2	1:44.769	21.286	44.890	38.593	277.6	2:38:35.284								
54	2	1:49.728	21.527	43.896	44.305	278.4	2:40:25.012								
55	2	1:46.561	21.958	45.503	39.100	257.8	2:42:11.573								
56	2	1:43.727	21.444	43.936	38.347	278.4	2:43:55.300								
57	2	1:45.667	21.368	44.079	40.220	279.1	2:45:40.967								
58	2	1:44.594	21.565	43.981	39.048	278.4	2:47:25.561								
59	2	1:44.158	21.560	44.167	38.431	278.4	2:49:09.719								
60	2	1:46.893	21.530	44.270	41.093	279.8	2:50:56.612								
61	2	1:44.894	21.627	44.637	38.630	278.4	2:52:41.506								
62	2	1:49.840 B	22.751	44.446	42.643	278.4	2:54:31.346								
63	3	3:39.836	2:10.597	46.269	42.970	242.7	2:58:11.182								
64	3	1:45.457	22.200	44.782	38.475	264.1	2:59:56.639								
65	3	1:44.741	21.821	44.277	38.643	277.6	3:01:41.380								
66	3	1:45.427	22.504	44.193	38.730	276.9	3:03:26.807								
67	3	1:44.469	21.506	44.017	38.946	278.4	3:05:11.276								
68	3	1:46.342	22.381	44.079	39.882	278.4	3:06:57.618								
69	3	1:44.678	21.367	43.942	39.369	279.1	3:08:42.296								
70	3	1:44.229	21.534	44.589	38.106	276.2	3:10:26.525								
71	3	1:44.148	21.385	44.005	38.758	278.4	3:12:10.673								
72	3	1:45.142	21.409	44.836	38.897	262.1	3:13:55.815								

24

Nielsen Racing

- 1.Rodrigo SALES
- 2.Ben HANLEY

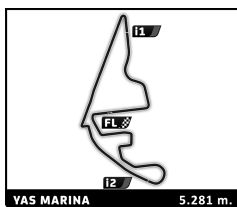
3.Mathias BECHE

Oreca 07 - Gibson

LMP2

1	1	2:16.707	42.219	51.705	42.783	215.6	2:16.707
2	1	3:53.077	44.315	1:52.153	1:16.609		6:09.784
3	1	3:32.293	1:06.538	1:23.228	1:02.527	183.7	9:42.077
4	1	2:19.678	30.939	1:03.259	45.480	146.7	12:01.755
5	1	1:51.547	23.952	45.047	42.548	276.2	13:53.302
6	1	1:49.047	22.993	46.058	39.996	276.9	15:42.349
7	1	1:48.784	22.103	44.970	41.711	276.2	17:31.133
8	1	1:47.619	22.656	45.713	39.250	276.2	19:18.752
9	1	2:49.118	24.007	1:08.359	1:16.752	272.0	22:07.870
10	1	3:56.017 B	53.709	1:45.234	1:17.074		26:03.887
11	1	4:00.300	2:24.991	54.278	41.031	214.7	30:04.187
12	1	1:49.183	21.955	46.054	41.174	259.0	31:53.370
13	1	1:48.460	23.145	45.097	40.218	275.5	33:41.830
14	1	1:45.652	21.722	45.061	38.869	274.1	35:27.482
15	1	1:46.103	21.835	45.050	39.218	275.5	37:13.585
16	1	1:49.568	23.348	45.214	41.006	276.9	39:03.153
17	1	1:48.583	22.166	45.111	41.306	276.9	40:51.736
18	1	1:46.898	22.023	44.716	40.159	275.5	42:38.634
19	1	1:46.852	23.299	45.024	38.529	276.9	44:25.486
20	1	1:47.348	21.442	45.292	40.614	276.9	46:12.834
21	1	1:54.735	23.603	47.065	44.067	231.8	48:07.569
22	1	2:35.586	30.857	53.495	1:11.234	193.2	50:43.155





Asian Le Mans Series 4 Hours of Abu Dhabi Race 1

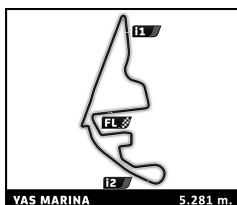
Sector Analysis

Lap under Red Flag																
Invalidated Lap																
Personal Best																
Session Best																
B Crossing the pit lane																
Lap	D	Time	Sector 1	Sector 2	Sector 3	T. Spd	Elapsed	Lap	D	Time	Sector 1	Sector 2	Sector 3	T. Spd	Elapsed	
23	1	4:03.207	B	1:05.768	1:26.264	1:31.175	54:46.362	76	3	1:46.153	22.773	44.444	38.936	274.8	3:20:35.128	
24	1	45:12.883		58.184	1:22.405	...	1:39:59.245	77	3	1:48.110	22.321	44.571	41.218	275.5	3:22:23.238	
25	1	2:17.744		36.193	55.421	46.130	1:42:16.989	78	3	1:45.984	22.049	44.818	39.117	276.9	3:24:09.222	
26	1	1:56.229		24.281	48.832	43.116	1:44:13.218	79	3	1:46.557	22.799	44.732	39.026	275.5	3:25:55.779	
27	1	1:52.020		24.813	46.073	41.134	1:46:05.238	80	3	1:46.023	22.367	44.607	39.049	274.8	3:27:41.802	
28	1	1:49.944		22.765	45.184	41.995	1:47:55.182	81	3	1:46.278	21.857	44.382	40.039	276.2	3:29:28.080	
29	1	1:47.891		22.714	45.433	39.744	1:49:43.073	82	3	1:46.883	22.237	44.610	40.036	276.2	3:31:14.963	
30	1	1:45.969		22.145	44.484	39.340	1:51:29.042	83	3	1:51.450	B	21.984	44.528	44.938	276.2	3:33:06.413
31	1	1:46.085		21.902	44.748	39.435	1:53:15.127	84	3	2:47.426	1:21.215	45.130	41.081	272.0	3:35:53.839	
32	1	1:45.357		21.805	44.580	38.972	1:55:00.484	85	3	1:49.113	23.037	45.561	40.515	275.5	3:37:42.952	
33	1	1:51.881	B	21.907	44.859	45.115	1:56:52.365	86	3	1:47.659	22.509	45.244	39.906	275.5	3:39:30.611	
34	2	3:38.621		2:13.185	46.441	38.995	2:00:30.986	87	3	1:49.106	23.537	44.727	40.842	274.8	3:41:19.717	
35	2	1:43.817		21.701	44.153	37.963	2:02:14.803	88	3	1:47.544	22.466	45.004	40.074	274.8	3:43:07.261	
36	2	1:45.740		21.466	43.853	40.421	2:04:00.543	89	3	1:47.764	22.469	44.966	40.329	276.2	3:44:55.025	
37	2	1:45.480		22.212	43.906	39.362	2:05:46.023	90	3	1:46.497	22.160	44.901	39.436	274.8	3:46:41.522	
38	2	1:43.135		21.435	43.884	37.816	2:07:29.158	91	3	1:46.386	22.210	44.690	39.486	275.5	3:48:27.908	
39	2	1:45.271		21.304	44.063	39.904	2:09:14.429	92	3	1:47.325	22.661	44.790	39.874	274.8	3:50:15.233	
40	2	2:39.354		21.380	1:01.324	1:16.650	2:11:53.783	93	3	1:48.359	22.904	44.844	40.611	276.2	3:52:03.592	
41	2	3:55.716	B	53.714	1:44.721	1:17.281	2:15:49.499	94	3	1:47.566	22.327	44.918	40.321	277.6	3:53:51.158	
42	2	3:54.507		2:25.911	47.559	41.037	2:19:44.006	95	3	1:47.492	22.421	45.120	39.951	275.5	3:55:38.650	
43	2	1:45.205		22.423	44.528	38.254	2:21:29.211	96	3	1:49.167	22.779	44.985	41.403	275.5	3:57:27.817	
44	2	1:45.473		21.418	43.936	40.119	2:23:14.684	97	3	1:49.591	22.820	45.832	40.939	277.6	3:59:17.408	
45	2	1:44.106		21.880	43.927	38.299	2:24:58.790	98	3	1:47.589	22.541	45.000	40.048	274.1	4:01:04.997	
46	2	1:43.384		21.396	44.089	37.899	2:26:42.174	99	3	1:48.375	22.378	44.941	41.056	274.8	4:02:53.372	
47	2	1:44.566		22.184	43.915	38.467	2:28:26.740	100	3	1:47.322	22.384	44.903	40.035	274.8	4:04:40.694	
48	2	1:44.941		21.362	44.331	39.248	2:30:11.681	25 Algarve Pro Racing 1.John FALB 2.James ALLEN 3.Kyffin SIMPSON Oreca 07 - Gibson LMP2								
49	2	1:43.224		21.614	44.035	37.575	2:31:54.905									
50	2	1:43.941		21.280	43.918	38.743	2:33:38.846	1	1	1:51.506	24.246	45.987	41.273	242.7	1:51.506	
51	2	1:43.503		21.420	43.939	38.144	2:35:22.349	2	1	3:46.793	38.857	1:47.712	1:20.224		5:38.299	
52	2	1:43.840		21.388	43.921	38.531	2:37:06.189	3	1	3:32.345	1:00.090	1:28.780	1:03.475	126.9	9:10.644	
53	2	1:47.179		21.764	44.585	40.830	2:38:53.368	4	1	2:29.942	33.607	1:00.092	56.243	191.5	11:40.586	
54	2	1:45.663		22.180	43.939	39.544	2:40:39.031	5	1	1:46.769	22.543	44.980	39.246	268.7	13:27.355	
55	2	1:43.959		21.436	44.505	38.018	2:42:22.990	6	1	1:45.508	21.878	44.632	38.998	278.4	15:12.863	
56	2	1:43.830		21.395	43.969	38.466	2:44:06.820	7	1	1:44.708	21.611	44.343	38.754	279.8	16:57.571	
57	2	1:43.757		21.752	44.012	37.993	2:45:50.577	8	1	1:44.529	21.718	44.231	38.580	279.1	18:42.100	
58	2	1:45.320		22.544	44.636	38.140	2:47:35.897	9	1	2:03.519	21.637	44.473	57.409	277.6	20:45.619	
59	2	1:44.835		21.442	44.065	39.328	2:49:20.732	10	1	3:55.119	B	53.782	1:44.561	1:16.776	24:40.738	
60	2	1:44.063		21.703	44.174	38.186	2:51:04.795	11	1	4:46.654	2:24.355	1:40.602	41.697		29:27.392	
61	2	1:46.190		21.568	44.573	40.049	2:52:50.985	12	1	1:49.340	22.494	46.896	39.950	266.0	31:16.732	
62	2	1:47.329	B	21.492	44.104	41.733	2:54:38.314	13	1	1:48.492	23.007	44.936	40.549	275.5	33:05.224	
63	3	2:52.533		1:27.039	45.250	40.244	2:57:30.847	14	1	1:48.104	23.351	45.428	39.325	278.4	34:53.328	
64	3	1:47.487		22.787	45.144	39.556	2:59:18.334	15	1	1:49.161	21.822	44.489	42.850	278.4	36:42.489	
65	3	1:45.592		22.102	44.689	38.801	3:01:03.926	16	1	1:45.740	22.056	44.716	38.968	277.6	38:28.229	
66	3	1:47.447		21.979	45.011	40.457	3:02:51.373	17	1	1:45.660	21.596	44.107	39.957	279.1	40:13.889	
67	3	1:45.863		21.982	44.632	39.249	3:04:37.236	18	1	1:45.617	21.260	44.741	39.616	278.4	41:59.506	
68	3	1:45.841		21.975	44.683	39.183	3:06:23.077	19	1	1:44.577	21.200	44.571	38.806	279.8	43:44.083	
69	3	1:46.770		21.941	44.983	39.846	3:08:09.847	20	1	1:47.658	23.006	44.433	40.219	279.8	45:31.741	
70	3	1:46.086		22.388	44.643	39.055	3:09:55.933	21	1	1:49.180	21.642	44.152	43.386	280.5	47:20.921	
71	3	1:46.058		21.820	44.381	39.857	3:11:41.991	22	1	3:13.611	38.072	1:21.544	1:13.995		50:34.532	
72	3	1:48.354		23.003	45.030	40.321	3:13:30.345	23	1	4:00.006	B	1:08.960	1:26.177	1:24.869	54:34.538	
73	3	1:47.020		22.416	44.607	39.997	3:15:17.365	24	1	3:59.399	59.511	1:26.974	1:32.914		58:33.937	
74	3	1:46.222		22.507	44.632	39.083	3:17:03.587	25	1	43:39.465	...	1:03.437	53.405	211.8	1:42:13.402	
75	3	1:45.388		21.877	44.533	38.978	3:18:48.975									





ASIAN LE MANS SERIES

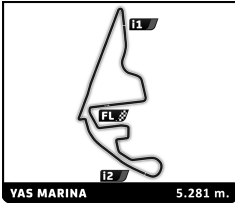


Asian Le Mans Series 4 Hours of Abu Dhabi Race 1

Sector Analysis

Lap under Red Flag Invalidated Lap Personal Best Session Best Crossing the pit lane																						
Lap	D	Time	Sector 1	Sector 2	Sector 3	T. Spd	Elapsed	Lap	D	Time	Sector 1	Sector 2	Sector 3	T. Spd	Elapsed							
32	1	1:52.915	24.338	47.057	41.520	266.0	1:55:58.048	85	1	1:52.879	23.803	46.612	42.464	263.4	3:41:39.673							
33	1	1:53.217	23.215	47.204	42.798	250.6	1:57:51.265	86	1	1:53.471	24.688	46.794	41.989	262.8	3:43:33.144							
34	1	1:52.536	23.503	47.165	41.868	247.1	1:59:43.801	87	1	1:51.872	23.384	46.743	41.745	262.8	3:45:25.016							
35	1	1:52.816	23.828	46.910	42.078	258.4	2:01:36.617	88	1	1:52.101	23.626	46.762	41.713	262.8	3:47:17.117							
36	1	1:50.662	23.014	46.376	41.272	264.7	2:03:27.279	89	1	1:51.455	23.312	46.498	41.645	266.7	3:49:08.572							
37	1	1:50.866	22.935	46.376	41.555	264.7	2:05:18.145	90	1	1:53.323	23.403	47.747	42.173	262.1	3:51:01.895							
38	1	1:53.696	23.922	47.857	41.917	242.7	2:07:11.841	91	1	1:51.831	23.382	46.614	41.835	264.1	3:52:53.726							
39	1	1:54.054	23.904	47.282	42.868	253.5	2:09:05.895	92	1	1:51.770	23.292	46.707	41.771	264.7	3:54:45.496							
40	1	2:37.391 B	23.784	56.223	1:17.384	266.7	2:11:43.286	93	1	1:51.846	23.358	46.638	41.850	265.4	3:56:37.342							
41	3	5:32.124	2:28.010	1:46.813	1:17.301		2:17:15.410	94	1	1:53.954	23.189	46.815	43.950	264.7	3:58:31.296							
42	3	2:27.510	54.040	51.096	42.374	254.1	2:19:42.920	95	1	1:54.340	24.022	47.163	43.155	264.1	4:00:25.636							
43	3	1:51.442	23.516	46.786	41.140	263.4	2:21:34.362	96	1	1:53.179	23.798	47.529	41.852	265.4	4:02:18.815							
44	3	1:50.627	23.355	46.533	40.739	261.5	2:23:24.989	97	1	1:52.482	23.673	46.957	41.852	264.1	4:04:11.297							
45	3	1:49.730	22.931	46.091	40.708	263.4	2:25:14.719	<div style="border: 1px solid black; padding: 5px;"> 33 Herberth Motorsport Porsche 911 GT3 R 1. Antares AU 3. Klaus BACHLER GT 2. Alfred RENAUER </div>							1	2	2:08.924	34.913	48.981	45.030	250.0	2:08.924
46	3	1:52.535	22.939	46.294	43.302	265.4	2:27:07.254								2	2	3:52.326	45.055	1:50.584	1:16.687		6:01.250
47	3	1:51.499	23.352	47.037	41.110	264.7	2:28:58.753								3	2	3:33.714	1:07.318	1:22.372	1:04.024	166.4	9:34.964
48	3	1:50.354	23.043	46.425	40.886	264.1	2:30:49.107								4	2	2:20.339	31.548	1:01.185	47.606		11:55.303
49	3	1:49.811	22.982	46.089	40.740	264.1	2:32:38.918	5	2	1:56.705	24.842	48.233	43.630	256.5	13:52.008							
50	3	1:50.458	22.947	46.166	41.345	264.7	2:34:29.376	6	2	1:55.040	24.448	48.088	42.504	259.0	15:47.048							
51	3	1:52.272	22.914	46.276	43.082	263.4	2:36:21.648	7	2	1:53.914	24.122	47.238	42.554	261.5	17:40.962							
52	3	1:51.637	24.140	46.351	41.146	264.1	2:38:13.285	8	2	1:56.011	24.264	48.023	43.724	254.7	19:36.973							
53	3	1:50.386	23.047	46.375	40.964	264.1	2:40:03.671	9	2	3:20.920	24.982	1:39.495	1:16.443		22:57.893							
54	3	1:52.489	23.207	46.136	43.146	265.4	2:41:56.160	10	2	3:55.625 B	53.658	1:45.485	1:16.482		26:53.518							
55	3	1:50.684	23.468	46.311	40.905	263.4	2:43:46.844	11	2	3:02.039	1:04.559	1:14.278	43.202	199.3	29:55.557							
56	3	1:52.014	23.066	46.528	42.420	264.7	2:45:38.858	12	2	1:54.296	24.373	47.383	42.540	260.2	31:49.853							
57	3	1:50.905	23.376	46.508	41.021	264.7	2:47:29.763	13	2	1:55.044	24.297	47.451	43.296	260.2	33:44.897							
58	3	1:50.754	22.949	46.171	41.634	264.1	2:49:20.517	14	2	1:55.386	24.494	47.338	43.554	259.6	35:40.283							
59	3	1:50.829	23.455	46.255	41.119	264.7	2:51:11.346	15	2	1:57.183	24.452	48.338	44.393	254.7	37:37.466							
60	3	1:50.141	23.017	46.217	40.907	264.1	2:53:01.487	16	2	1:55.002	24.372	47.357	43.273	261.5	39:32.468							
61	3	1:52.766	23.179	46.365	43.222	264.1	2:54:54.253	17	2	1:54.429	24.156	47.372	42.901	259.6	41:26.897							
62	3	1:50.551	23.415	46.189	40.947	263.4	2:56:44.804	18	2	1:55.753	24.259	48.277	43.217	260.9	43:22.650							
63	3	1:52.364	22.939	46.450	42.975	264.7	2:58:37.168	19	2	1:54.713	24.481	47.461	42.771	262.1	45:17.363							
64	3	1:50.452	23.340	46.155	40.957	264.1	3:00:27.620	20	2	1:56.727	24.303	47.238	45.186	262.8	47:14.090							
65	3	1:50.867	22.927	46.148	41.792	264.7	3:02:18.487	21	2	3:15.166	40.190	1:19.723	1:15.253		50:29.256							
66	3	1:51.373	23.026	46.894	41.453	262.1	3:04:09.860	22	2	3:58.657 B	1:09.462	1:27.101	1:22.094	134.5	54:27.913							
67	3	1:51.085	23.237	46.121	41.727	265.4	3:06:00.945	23	2	3:55.138	59.798	1:29.746	1:25.594		58:23.051							
68	3	1:51.800	23.762	46.650	41.388	265.4	3:07:52.745	24	2	43:48.297	...	1:04.659	54.745	183.7	1:42:11.348							
69	3	1:50.702	23.063	46.316	41.323	265.4	3:09:43.447	25	2	1:59.105	25.611	49.550	43.944	244.3	1:44:10.453							
70	3	1:50.779	23.170	46.447	41.162	267.3	3:11:34.226	26	2	1:55.625	24.508	47.417	43.700	260.2	1:46:06.078							
71	3	1:51.551	23.930	46.205	41.416	264.7	3:13:25.777	27	2	1:55.855	24.445	48.310	43.100	259.0	1:48:01.933							
72	3	1:51.376	23.647	46.336	41.393	264.1	3:15:17.153	28	2	1:55.703	24.486	47.946	43.271	259.0	1:49:57.636							
73	3	1:55.913 B	24.297	46.601	45.015	266.0	3:17:13.066	29	2	1:55.050	24.306	47.661	43.083	257.1	1:51:52.686							
74	1	3:45.932	2:12.566	49.740	43.626	228.8	3:20:58.998	30	2	1:54.471	24.340	47.068	43.063	262.1	1:53:47.157							
75	1	1:53.425	23.977	47.145	42.303	258.4	3:22:52.423	31	2	1:54.612	24.308	47.124	43.180	263.4	1:55:41.769							
76	1	1:52.621	23.829	47.108	41.684	260.2	3:24:45.044	32	2	1:55.420	24.219	47.722	43.479	262.8	1:57:37.189							
77	1	1:52.414	23.612	46.910	41.892	263.4	3:26:37.458	33	2	1:54.784	24.539	47.277	42.968	261.5	1:59:31.973							
78	1	1:52.315	23.222	46.806	42.287	262.1	3:28:29.773	34	2	1:54.023	24.293	47.147	42.583	260.9	2:01:25.996							
79	1	1:53.097	24.219	47.153	41.725	262.8	3:30:22.870	35	2	1:54.471	24.259	47.130	43.082	262.1	2:03:20.467							
80	1	1:53.115	23.224	46.799	43.092	262.8	3:32:15.985	36	2	1:54.341	24.443	47.067	42.831	262.1	2:05:14.808							
81	1	1:53.019	23.201	47.266	42.552	254.7	3:34:09.004	37	2	1:55.680	24.276	47.232	44.172	261.5	2:07:10.488							
82	1	1:51.897	23.428	46.879	41.590	250.0	3:36:00.901															
83	1	1:51.335	23.086	46.665	41.584	263.4	3:37:52.236															
84	1	1:54.558	24.008	47.188	43.362	266.0	3:39:46.794															





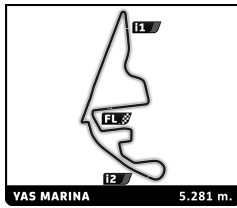
Asian Le Mans Series
4 Hours of Abu Dhabi
Race 1

Sector Analysis

Lap under Red Flag Invalidated Lap Personal Best Session Best B Crossing the pit lane

Lap	D	Time	Sector 1	Sector 2	Sector 3	T. Spd	Elapsed	Lap	D	Time	Sector 1	Sector 2	Sector 3	T. Spd	Elapsed
38	2	1:55.265	24.605	47.547	43.113	261.5	2:09:05.753	91	1	1:56.798	24.980	47.574	44.244	260.2	4:01:47.239
39	2	2:42.309B	25.012	1:00.370	1:16.927	262.1	2:11:48.062	92	1	1:56.899	24.882	47.708	44.309	260.9	4:03:44.138
40	1	5:30.426B	2:24.612	1:48.580	1:17.234		2:17:18.488	<div style="border: 1px solid black; padding: 5px;"> 34 Walkenhorst Motorsport BMW M4 GT3 1.Chandler HULL 3.Thomas MERRILL 2.Nicky CATSBURG GT </div>							
41	1	3:46.608	2:10.839	49.783	45.986	242.2	2:21:05.096								
42	1	1:58.771	25.507	48.252	45.012	258.4	2:23:03.867								
43	1	1:57.158	24.971	47.863	44.324	257.8	2:25:01.025								
44	1	1:57.110	24.983	47.835	44.292	259.6	2:26:58.135								
45	1	1:57.282	25.313	48.118	43.851	260.2	2:28:55.417								
46	1	1:58.064	24.722	47.948	45.394	259.0	2:30:53.481								
47	1	1:57.504	25.229	48.710	43.565	260.9	2:32:50.985								
48	1	1:57.305	25.275	47.813	44.217	259.6	2:34:48.290								
49	1	1:58.189	24.760	48.281	45.148	259.6	2:36:46.479								
50	1	1:58.033	25.027	49.001	44.005	257.8	2:38:44.512								
51	1	1:56.977	24.711	47.986	44.280	259.6	2:40:41.489								
52	1	1:57.503	24.865	48.229	44.409	258.4	2:42:38.992								
53	1	1:57.627	25.173	48.631	43.823	259.0	2:44:36.619								
54	1	1:56.768	24.810	47.993	43.965	260.2	2:46:33.387								
55	1	1:56.618	24.804	48.053	43.761	259.0	2:48:30.005								
56	1	1:58.127	25.355	48.700	44.072	259.6	2:50:28.132								
57	1	1:58.483	26.031	48.854	43.598	231.3	2:52:26.615								
58	1	1:56.751	24.778	48.221	43.752	260.2	2:54:23.366								
59	1	1:58.669	25.070	49.149	44.450	257.1	2:56:22.035								
60	1	1:59.196	25.642	48.356	45.198	259.0	2:58:21.231								
61	1	1:56.831	24.920	47.816	44.095	259.0	3:00:18.062								
62	1	1:57.197	24.976	48.373	43.848	257.8	3:02:15.259								
63	1	1:57.648	25.006	48.460	44.182	260.2	3:04:12.907								
64	1	1:59.008	25.364	49.396	44.248	257.1	3:06:11.915								
65	1	1:56.991	24.754	48.039	44.198	259.0	3:08:08.906								
66	1	1:57.870	25.442	48.236	44.192	260.2	3:10:06.776								
67	1	1:58.057	25.101	48.738	44.218	260.2	3:12:04.833								
68	1	1:58.508	26.178	48.345	43.985	261.5	3:14:03.341								
69	1	1:56.818	24.791	48.301	43.726	258.4	3:16:00.159								
70	1	1:57.062	25.000	47.839	44.223	260.9	3:17:57.221								
71	1	1:57.549	25.115	48.306	44.128	260.2	3:19:54.770								
72	1	1:59.667B	24.994	48.368	46.305	259.0	3:21:54.437								
73	3	3:43.735	2:11.684	49.002	43.049	252.3	3:25:38.172								
74	3	1:55.236	24.715	47.459	43.062	257.8	3:27:33.408								
75	3	1:54.448	24.866	47.182	42.400	259.6	3:29:27.856								
76	3	1:54.452	24.774	47.386	42.292	259.6	3:31:22.308								
77	3	1:53.717	24.044	47.304	42.369	260.2	3:33:16.025								
78	3	1:53.584	24.013	47.261	42.310	260.2	3:35:09.609								
79	3	1:53.912	24.397	47.094	42.421	261.5	3:37:03.521								
80	3	1:54.728	25.163	47.234	42.331	259.6	3:38:58.249								
81	3	1:53.640	24.048	47.203	42.389	259.6	3:40:51.889								
82	3	1:53.225	24.029	46.965	42.231	259.6	3:42:45.114								
83	3	1:57.099B	24.637	47.070	45.392	261.5	3:44:42.213								
84	3	2:21.240	50.548	47.629	43.063	251.7	3:47:03.453								
85	3	1:57.746B	24.257	47.797	45.692	258.4	3:49:01.199								
86	1	2:55.379	1:20.981	49.973	44.425	247.7	3:51:56.578								
87	1	1:57.626	25.073	47.844	44.709	260.9	3:53:54.204								
88	1	1:57.878	25.029	48.566	44.283	257.1	3:55:52.082								
89	1	1:58.947	25.271	48.862	44.814	260.2	3:57:51.029								
90	1	1:59.412	26.213	48.853	44.346	260.2	3:59:50.441								
91	1	1:56.798	24.980	47.574	44.244	260.2	4:01:47.239								
92	1	1:56.899	24.882	47.708	44.309	260.9	4:03:44.138								





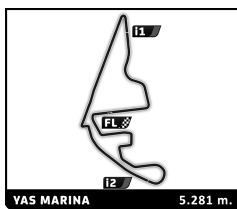
Asian Le Mans Series 4 Hours of Abu Dhabi Race 1

Sector Analysis

Lap under Red Flag Invalidated Lap Personal Best Session Best Crossing the pit lane

Table with columns: Lap, D, Time, Sector 1, Sector 2, Sector 3, T. Spd, Elapsed. Includes race data for multiple laps and a summary for driver 37 (COOL Racing) in the Oreca 07 - Gibson LMP2.





VAS MARINA 5.281 m.

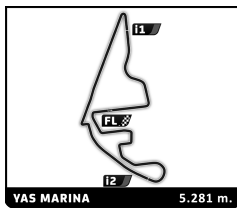
Asian Le Mans Series 4 Hours of Abu Dhabi Race 1

Sector Analysis

Lap under Red Flag Invalidated Lap Personal Best Session Best Crossing the pit lane

Lap	D	Time	Sector 1	Sector 2	Sector 3	T. Spd	Elapsed	Lap	D	Time	Sector 1	Sector 2	Sector 3	T. Spd	Elapsed					
59	2	1:44.729	21.190	43.623	39.916	282.0	2:49:03.153	9	3	2:00.726	21.434	44.716	54.576	275.5	20:39.397					
60	2	1:45.427	21.574	44.809	39.044	268.7	2:50:48.580	10	3	3:57.214 B	54.225	1:45.626	1:17.363		24:36.611					
61	2	1:44.641	21.316	43.999	39.326	273.4	2:52:33.221	11	3	4:49.665	2:26.829	1:42.083	40.753		29:26.276					
62	2	1:43.514	21.491	43.830	38.193	282.0	2:54:16.735	12	3	1:47.823	22.749	45.176	39.898	275.5	31:14.099					
63	2	1:47.089 B	22.007	44.172	40.910	281.2	2:56:03.824	13	3	1:46.932	22.043	44.544	40.345	276.2	33:01.031					
64	2	3:13.867	1:47.484	47.157	39.226	248.3	2:59:17.691	14	3	1:45.709	21.918	44.557	39.234	276.9	34:46.740					
65	2	1:44.665	21.624	44.763	38.278	267.3	3:01:02.356	15	3	1:45.880	22.805	44.233	38.842	273.4	36:32.620					
66	2	1:47.532	23.070	44.582	39.880	266.7	3:02:49.888	16	3	1:45.152	21.517	44.003	39.632	275.5	38:17.772					
67	2	1:43.359	21.717	43.756	37.886	271.4	3:04:33.247	17	3	1:44.158	21.591	43.935	38.632	276.9	40:01.930					
68	2	1:44.592	21.518	44.046	39.028	264.7	3:06:17.839	18	3	1:45.730	21.671	44.382	39.677	276.2	41:47.660					
69	2	1:43.802	21.327	44.608	37.867	260.2	3:08:01.641	19	3	1:46.231	21.523	43.928	40.780	276.2	43:33.891					
70	2	1:43.921	21.293	44.261	38.367	259.6	3:09:45.562	20	3	1:45.876	21.617	44.654	39.605	279.8	45:19.767					
71	2	1:43.374	21.211	44.158	38.005	262.8	3:11:28.936	21	3	1:49.034	22.008	44.924	42.102	277.6	47:08.801					
72	2	1:45.581	22.794	43.887	38.900	261.5	3:13:14.517	22	3	3:16.152	41.753	1:19.473	1:14.926		50:24.953					
73	2	1:43.543	21.915	43.909	37.719	259.6	3:14:58.060	23	3	3:56.664 B	1:09.255	1:28.501	1:18.908		54:21.617					
74	2	1:42.575	21.100	43.906	37.569	265.4	3:16:40.635	24	3	3:52.818	1:00.563	1:31.723	1:20.532		58:14.435					
75	2	1:44.586	21.206	44.340	39.040	267.3	3:18:25.221	25	3	43:53.701	...	1:09.358	55.194	132.2	1:42:08.136					
76	2	1:43.617	21.155	43.758	38.704	267.3	3:20:08.838	26	3	1:47.131	22.829	45.246	39.056	272.0	1:43:55.267					
77	2	1:43.638	21.749	44.026	37.863	261.5	3:21:52.476	27	3	1:45.446	21.987	44.459	39.000	274.1	1:45:40.713					
78	2	1:42.645	21.093	43.666	37.886	279.1	3:23:35.121	28	3	1:45.088	21.712	44.437	38.939	275.5	1:47:25.801					
79	2	1:43.316	21.338	43.732	38.246	265.4	3:25:18.437	29	3	1:44.629	21.714	44.040	38.875	275.5	1:49:10.430					
80	2	1:44.629	21.199	43.748	39.682	269.3	3:27:03.066	30	3	1:45.372	21.563	44.021	39.788	276.9	1:50:55.802					
81	2	1:43.448	21.164	44.212	38.072	282.7	3:28:46.514	31	3	1:44.481	21.600	44.067	38.814	276.2	1:52:40.283					
82	2	1:42.085	21.063	43.513	37.509	274.1	3:30:28.599	32	3	1:43.994	21.420	44.059	38.515	276.2	1:54:24.277					
83	2	1:43.870	21.122	44.222	38.526	276.9	3:32:12.469	33	3	1:47.937 B	21.527	44.361	42.049	277.6	1:56:12.214					
84	2	1:45.124	21.112	44.098	39.914	274.8	3:33:57.593	34	2	3:48.146	2:16.266	49.159	42.721	237.4	2:00:00.360					
85	2	1:48.070 B	22.265	44.636	41.169	270.7	3:35:45.663	35	2	1:49.217	22.844	44.880	41.493	266.0	2:01:49.577					
86	2	2:44.490	1:20.181	44.757	39.552	270.0	3:38:30.153	36	2	1:46.409	21.868	44.517	40.024	268.0	2:03:35.986					
87	2	1:47.308	22.208	44.625	40.475	263.4	3:40:17.461	37	2	1:45.942	22.183	44.900	38.859	274.8	2:05:21.928					
88	2	1:45.066	21.641	44.637	38.788	259.6	3:42:02.527	38	2	1:46.173	21.531	44.941	39.701	276.2	2:07:08.101					
89	2	1:44.439	21.416	44.303	38.720	259.0	3:43:46.966	39	2	1:44.971	21.939	44.318	38.714	274.8	2:08:53.072					
90	2	1:46.987	23.173	44.551	39.263	268.7	3:45:33.953	40	2	2:09.863	21.439	44.823	1:03.601	277.6	2:11:02.935					
91	2	1:45.383	22.145	44.740	38.498	265.4	3:47:19.336	41	2	3:58.132 B	54.168	1:46.099	1:17.865		2:15:01.067					
92	2	1:43.933	21.665	44.097	38.171	279.8	3:49:03.269	42	2	3:55.582	1:29.833	1:43.364	42.385		2:18:56.649					
93	2	1:45.790	21.326	44.137	40.327	275.5	3:50:49.059	43	2	1:48.050	23.533	45.342	39.175	261.5	2:20:44.699					
94	2	1:44.621	21.279	44.343	38.999	275.5	3:52:33.680	44	2	1:46.838	21.712	44.967	40.159	274.1	2:22:31.537					
95	2	1:44.123	21.569	44.190	38.364	274.1	3:54:17.803	45	2	1:46.574	22.661	44.825	39.088	273.4	2:24:18.111					
96	2	1:45.380	21.378	44.329	39.673	272.7	3:56:03.183	46	2	1:45.774	21.620	45.204	38.950	264.1	2:26:03.885					
97	2	1:48.756	21.659	44.118	42.979	274.1	3:57:51.939	47	2	1:44.407	21.504	44.293	38.610	275.5	2:27:48.292					
98	2	1:45.825	22.513	44.299	39.013	274.8	3:59:37.764	48	2	1:44.533	21.591	44.154	38.788	275.5	2:29:32.825					
99	2	1:46.647	23.003	44.267	39.377	277.6	4:01:24.411	49	2	1:44.970	21.507	44.553	38.910	274.1	2:31:17.795					
100	2	1:48.906	21.412	44.110	43.384	268.0	4:03:13.317	50	2	1:47.260	22.242	44.544	40.474	276.2	2:33:05.055					
43 Inter Europol Competition										Oreca 07 - Gibson										
			1.Nolan SIEGEL	3.Charles CREWS	LMP2															
			2.Christian BOGLE																	
1	3	1:50.087	23.787	45.613	40.687	267.3	1:50.087	51	2	1:50.809	23.854	45.094	41.861	274.8	2:34:55.864					
2	3	3:45.098	37.071	1:47.688	1:20.339		5:35.185	52	2	1:49.087	22.372	44.864	41.851	274.8	2:36:44.951					
3	3	3:32.953	59.531	1:29.494	1:03.928		9:08.138	53	2	1:47.003	22.303	44.932	39.768	275.5	2:38:31.954					
4	3	2:30.654	33.231	1:00.274	57.149	160.5	11:38.792	54	2	1:46.401	21.850	44.450	40.101	276.9	2:40:18.355					
5	3	1:46.076	22.270	44.597	39.209	274.1	13:24.868	55	2	1:46.268	22.387	44.989	38.892	274.1	2:42:04.623					
6	3	1:45.751	21.804	45.056	38.891	274.1	15:10.619	56	2	1:46.171	21.625	44.552	39.994	276.2	2:43:50.794					
7	3	1:44.290	21.519	44.113	38.658	275.5	16:54.909	57	2	1:47.688	21.660	45.386	40.642	272.7	2:45:38.482					
8	3	1:43.762	21.328	43.891	38.543	275.5	18:38.671	58	2	1:45.401	21.634	44.339	39.428	276.9	2:47:23.883					
										59	2	1:47.716 B	21.608	44.389	41.719	275.5	2:49:11.599			
										60	1	3:41.895	2:13.301	47.210	41.384	216.4	2:52:53.494			
										61	1	1:44.594	22.161	44.302	38.131	274.1	2:54:38.088			





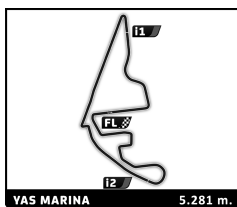
Asian Le Mans Series 4 Hours of Abu Dhabi Race 1

Sector Analysis

Lap	D	Time	Sector 1	Sector 2	Sector 3	T. Spd	Elapsed	Lap under Red Flag	Invalidated Lap	Personal Best	Session Best	Crossing the pit lane	Lap	D	Time	Sector 1	Sector 2	Sector 3	T. Spd	Elapsed
62	1	1:44.499	21.650	44.495	38.354	275.5	2:56:22.587						12	1	1:51.336	23.883	45.824	41.629	271.4	31:44.025
63	1	1:47.213	22.987	44.371	39.855	277.6	2:58:09.800						13	1	1:50.626	23.637	45.857	41.132	272.0	33:34.651
64	1	1:44.812	22.086	44.638	38.088	275.5	2:59:54.612						14	1	1:50.859	23.400	45.865	41.594	271.4	35:25.510
65	1	1:44.169	21.440	44.042	38.687	276.9	3:01:38.781						15	1	1:51.498	23.444	46.832	41.222	268.7	37:17.008
66	1	1:43.424	21.482	43.898	38.044	276.2	3:03:22.205						16	1	1:50.493	23.394	45.607	41.492	274.1	39:07.501
67	1	1:45.509	21.317	44.791	39.401	262.8	3:05:07.714						17	1	1:51.200	22.962	45.839	42.399	273.4	40:58.701
68	1	1:44.225	21.377	44.880	37.968	268.0	3:06:51.939						18	1	1:50.172	23.402	45.302	41.468	276.9	42:48.873
69	1	1:45.407	21.491	44.122	39.794	277.6	3:08:37.346						19	1	1:51.490	24.651	45.986	40.853	260.9	44:40.363
70	1	1:44.001	21.841	43.992	38.168	279.1	3:10:21.347						20	1	1:52.122	22.974	45.540	43.608	276.2	46:32.485
71	1	1:44.335	21.272	45.180	37.883	263.4	3:12:05.682						21	1	1:52.362	24.658	46.054	41.650	264.1	48:24.847
72	1	1:44.183	22.263	44.140	37.780	269.3	3:13:49.865						22	1	2:29.909	25.440	48.478	1:15.991	250.0	50:54.756
73	1	1:43.529	21.272	43.960	38.297	270.7	3:15:33.394						23	1	4:06.173B	1:03.815	1:24.828	1:37.530	135.2	55:00.929
74	1	1:45.212	21.237	44.972	39.003	264.7	3:17:18.606						24	1	45:11.006	59.549	1:14.629	1:40:11.935
75	1	1:44.326	22.375	43.899	38.052	272.0	3:19:02.932						25	1	2:15.410	35.026	56.851	43.533	165.9	1:42:27.345
76	1	1:43.877	21.589	44.417	37.871	268.0	3:20:46.809						26	1	1:53.707	24.967	47.101	41.639	268.0	1:44:21.052
77	1	1:43.088	21.216	44.056	37.816	269.3	3:22:29.897						27	1	1:54.438	23.308	45.923	45.207	268.0	1:46:15.490
78	1	1:45.669	21.516	45.054	39.099	268.7	3:24:15.566						28	1	1:53.464	25.710	46.402	41.352	270.0	1:48:08.954
79	1	1:44.844	21.664	44.045	39.135	279.8	3:26:00.410						29	1	1:50.339	23.506	45.642	41.191	272.7	1:49:59.293
80	1	1:48.323B	21.949	44.236	42.138	277.6	3:27:48.733						30	1	1:50.847	23.535	45.375	41.937	271.4	1:51:50.140
81	1	3:23.603	2:00.872	44.608	38.123	274.8	3:31:12.336						31	1	1:51.971	23.085	45.872	43.014	255.9	1:53:42.111
82	1	1:45.282	21.442	44.814	39.026	276.2	3:32:57.618						32	1	1:50.677	24.659	45.168	40.850	274.1	1:55:32.788
83	1	1:43.826	21.450	44.170	38.206	275.5	3:34:41.444						33	1	1:57.373B	23.093	45.247	49.033	272.7	1:57:30.161
84	1	1:44.734	22.208	44.498	38.028	275.5	3:36:26.178						34	3	3:48.290	2:15.924	49.126	43.240	240.5	2:01:18.451
85	1	1:44.461	21.278	44.458	38.725	278.4	3:38:10.639						35	3	1:48.323	23.261	45.429	39.633	266.0	2:03:06.774
86	1	1:43.555	21.452	44.025	38.078	276.9	3:39:54.194						36	3	1:49.248	22.054	45.040	42.154	272.7	2:04:56.022
87	1	1:45.053	21.280	44.587	39.186	272.7	3:41:39.247						37	3	1:47.932	22.753	45.785	39.394	237.9	2:06:43.954
88	1	1:43.413	21.367	43.969	38.077	276.9	3:43:22.660						38	3	1:46.105	21.927	45.050	39.128	278.4	2:08:30.059
89	1	1:44.646	21.705	44.552	38.389	277.6	3:45:07.306						39	3	1:57.977	21.873	44.965	51.139	277.6	2:10:28.036
90	1	1:44.265	21.519	44.167	38.579	278.4	3:46:51.571						40	3	3:55.708	53.826	1:45.010	1:16.872	...	2:14:23.744
91	1	1:43.774	21.409	44.172	38.193	276.2	3:48:35.345						41	3	3:53.257	53.827	1:45.278	1:14.152	...	2:18:17.001
92	1	1:43.834	21.345	44.164	38.325	276.2	3:50:19.179						42	3	1:50.710	23.527	45.881	41.302	238.9	2:20:07.711
93	1	1:45.079	21.431	44.363	39.285	270.7	3:52:04.258						43	3	1:47.714	22.649	44.917	40.148	271.4	2:21:55.425
94	1	1:45.133	22.056	44.464	38.613	282.0	3:53:49.391						44	3	1:47.260	22.231	44.949	40.080	240.5	2:23:42.685
95	1	1:45.169	21.804	44.379	38.986	279.1	3:55:34.560						45	3	1:48.665	22.298	44.741	41.626	259.6	2:25:31.350
96	1	1:43.965	21.372	44.131	38.462	276.9	3:57:18.525						46	3	1:49.513	22.240	44.908	42.365	274.8	2:27:20.863
97	1	1:43.996	21.303	44.042	38.651	277.6	3:59:02.521						47	3	1:46.298	22.001	45.024	39.273	268.0	2:29:07.161
98	1	1:43.479	21.413	43.969	38.097	277.6	4:00:46.000						48	3	1:49.427	24.317	46.031	39.079	243.2	2:30:56.588
99	1	1:43.954	21.994	44.181	37.779	276.9	4:02:29.954						49	3	1:46.655	22.276	45.379	39.000	279.1	2:32:43.243
100	1	1:45.999	21.300	44.254	40.445	279.1	4:04:15.953						50	3	1:48.284	22.663	44.865	40.756	278.4	2:34:31.527

44	ARC Bratislava				Oreca 07 - Gibson		
	1.Miro KONOPKA	3.Lazlo TOTH	LMP2				
	2.Nicolas PINO						
1	1	1:54.000	26.026	46.180	41.794	260.9	1:54.000
2	1	3:46.252	38.281	1:48.224	1:19.747		5:40.252
3	1	3:33.325	1:00.632	1:28.405	1:04.288		9:13.577
4	1	2:29.397	32.575	1:00.528	56.294	144.0	11:42.974
5	1	1:51.646	24.090	45.936	41.620	267.3	13:34.620
6	1	1:50.185	23.321	45.601	41.263	272.0	15:24.805
7	1	1:49.274	23.144	45.313	40.817	275.5	17:14.079
8	1	1:49.790	23.041	45.719	41.030	275.5	19:03.869
9	1	2:29.613	22.972	50.211	1:16.430	275.5	21:33.482
10	1	3:55.980B	52.276	1:46.664	1:17.040		25:29.462
11	1	4:23.227	2:25.526	1:15.485	42.216	200.7	29:52.689





Asian Le Mans Series

4 Hours of Abu Dhabi

Race 1

Sector Analysis

YAS MARINA 5.281 m.

Lap under Red Flag Invalidated Lap Personal Best Session Best B Crossing the pit lane

Lap	D	Time	Sector 1	Sector 2	Sector 3	T. Spd	Elapsed	Lap	D	Time	Sector 1	Sector 2	Sector 3	T. Spd	Elapsed
65	2	1:45.752	21.456	44.616	39.680	280.5	3:03:12.651	17	3	1:55.109	24.312	47.379	43.418	257.8	40:53.472
66	2	1:44.114	21.796	44.296	38.022	277.6	3:04:56.765	18	3	1:54.508	24.223	47.162	43.123	254.1	42:47.980
67	2	1:45.342	21.715	44.049	39.578	279.8	3:06:42.107	19	3	1:53.880	24.567	47.105	42.208	260.2	44:41.860
68	2	1:43.511	21.730	43.886	37.895	277.6	3:08:25.618	20	3	1:52.788	23.614	47.158	42.016	262.8	46:34.648
69	2	1:43.808	21.395	43.978	38.435	278.4	3:10:09.426	21	3	1:58.622	25.883	49.018	43.721	242.7	48:33.270
70	2	1:44.398	22.221	44.128	38.049	278.4	3:11:53.824	22	3	2:25.688	28.559	48.537	1:08.592	255.3	50:58.958
71	2	1:44.520	21.334	43.892	39.294	279.1	3:13:38.344	23	3	4:08.732 B	1:03.635	1:25.157	1:39.940		55:07.690
72	2	1:45.779	21.231	44.694	39.854	252.3	3:15:24.123	24	3	45:10.076	1:04.432	1:06.114	...	147.1	1:40:17.766
73	2	1:45.700	21.396	45.570	38.734	274.8	3:17:09.823	25	3	2:18.992 B	34.425	56.507	48.060	153.6	1:42:36.758
74	2	1:45.099	21.389	44.922	38.788	279.1	3:18:54.922	26	3	2:35.563	1:04.423	47.757	43.383	254.7	1:45:12.321
75	2	1:46.665	21.423	44.266	40.976	278.4	3:20:41.587	27	3	1:52.675	23.955	46.751	41.969	262.1	1:47:04.996
76	2	1:45.531	21.552	44.219	39.760	279.1	3:22:27.118	28	3	1:52.140	23.626	46.814	41.700	260.2	1:48:57.136
77	2	1:53.226 B	23.891	46.451	42.884	259.6	3:24:20.344	29	3	1:53.166	23.494	47.065	42.607	261.5	1:50:50.302
78	2	2:47.263	1:22.699	44.685	39.879	277.6	3:27:07.607	30	3	1:53.150	23.569	47.006	42.575	260.9	1:52:43.452
79	2	1:47.387	23.196	44.615	39.576	276.9	3:28:54.994	31	3	1:52.200	23.597	46.913	41.690	262.1	1:54:35.652
80	2	1:46.308	22.951	44.649	38.708	277.6	3:30:41.302	32	3	1:52.763	23.661	46.871	42.231	259.6	1:56:28.415
81	2	1:45.112	21.662	44.319	39.131	277.6	3:32:26.414	33	3	1:50.928	23.286	46.401	41.241	262.1	1:58:19.343
82	2	1:45.495	21.897	44.368	39.230	279.1	3:34:11.909	34	3	1:51.852	23.329	46.671	41.852	262.8	2:00:11.195
83	2	1:44.980	21.891	44.329	38.760	279.8	3:35:56.889	35	3	1:51.927	23.320	46.667	41.940	255.9	2:02:03.122
84	2	1:46.424	22.513	44.437	39.474	279.8	3:37:43.313	36	3	1:55.847	24.568	47.793	43.486	254.7	2:03:58.969
85	2	1:46.619	22.419	44.953	39.247	280.5	3:39:29.932	37	3	1:54.766	23.942	47.257	43.567	251.2	2:05:53.735
86	2	1:45.090	21.662	44.461	38.967	280.5	3:41:15.022	38	3	1:57.787	24.049	48.373	45.365	255.3	2:07:51.522
87	2	1:45.060	21.794	44.343	38.923	277.6	3:43:00.082	39	3	2:08.016 B	24.875	51.664	51.477	233.8	2:09:59.538
88	2	1:45.848	21.762	44.161	39.925	278.4	3:44:45.930	40	1	5:31.266	2:26.863	1:47.055	1:17.348		2:15:30.804
89	2	1:45.286	21.877	44.146	39.263	276.9	3:46:31.216	41	1	3:24.775	54.198	1:46.208	44.369		2:18:55.579
90	2	1:44.794	21.714	44.093	38.987	279.1	3:48:16.010	42	1	1:53.278	24.403	47.244	41.631	251.7	2:20:48.857
91	2	1:46.546	21.683	45.553	39.310	255.9	3:50:02.556	43	1	1:52.172	23.738	46.923	41.511	261.5	2:22:41.029
92	2	1:51.725 B	22.143	45.455	44.127	277.6	3:51:54.281	44	1	1:51.444	23.453	46.397	41.594	263.4	2:24:32.473
93	3	3:02.311	1:34.813	45.489	42.009	272.7	3:54:56.592	45	1	1:53.126	24.196	46.796	42.134	264.1	2:26:25.599
94	3	1:50.838	23.909	45.848	41.081	244.3	3:56:47.430	46	1	1:54.086	23.671	47.272	43.143	249.4	2:28:19.685
95	3	1:48.033	22.953	44.677	40.403	274.1	3:58:35.463	47	1	1:54.615	24.938	47.516	42.161	262.1	2:30:14.300
96	3	1:50.624	22.673	45.338	42.613	271.4	4:00:26.087	48	1	1:52.000	23.431	46.663	41.906	263.4	2:32:06.300
97	3	1:49.487	23.516	45.354	40.617	276.2	4:02:15.574	49	1	1:51.313	23.462	46.423	41.428	262.1	2:33:57.613
98	3	1:50.225	23.497	44.901	41.827	278.4	4:04:05.799	50	1	1:51.113	23.272	46.115	41.726	263.4	2:35:48.726
								51	1	1:51.333	23.272	46.281	41.780	264.7	2:37:40.059
								52	1	1:51.412	23.328	46.750	41.334	264.1	2:39:31.471
								53	1	1:53.007	23.395	46.373	43.239	264.7	2:41:24.478
								54	1	1:51.499	23.646	46.440	41.413	264.1	2:43:15.977
								55	1	1:51.267	23.310	46.360	41.597	264.7	2:45:07.244
								56	1	1:51.485	23.352	46.289	41.844	264.7	2:46:58.729
								57	1	1:51.787	23.434	46.920	41.433	251.2	2:48:50.516
								58	1	1:51.882	23.906	46.808	41.168	264.1	2:50:42.398
								59	1	1:51.485	23.228	46.382	41.875	264.7	2:52:33.883
								60	1	1:51.167	23.281	46.477	41.409	265.4	2:54:25.050
								61	1	1:51.179	23.254	46.544	41.381	263.4	2:56:16.229
								62	1	1:51.200	23.176	46.501	41.523	265.4	2:58:07.429
								63	1	1:53.028	24.370	47.339	41.319	263.4	3:00:00.457
								64	1	1:51.056	23.258	46.418	41.380	263.4	3:01:51.513
								65	1	1:50.593	23.274	46.143	41.176	265.4	3:03:42.106
								66	1	1:50.613	23.168	46.172	41.273	264.1	3:05:32.719
								67	1	1:51.326	24.037	46.157	41.132	267.3	3:07:24.045
								68	1	1:52.106	24.191	46.902	41.013	263.4	3:09:16.151
								69	1	1:50.099	22.962	46.318	40.819	264.1	3:11:06.250

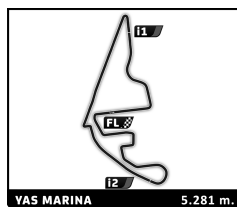
53 Inter Europol Competition Ligier JS P320 - Nissan LMP3
 1.Kai ASKEY 3.Miguel CRISTOVAO
 2.Wyatt BRICHACEK

Lap	D	Time	Sector 1	Sector 2	Sector 3	T. Spd	Elapsed
1	3	2:01.501	29.253	48.896	43.352	242.7	2:01.501
2	3	3:50.431	41.546	1:48.320	1:20.565		5:51.932
3	3	3:33.811	1:03.654	1:25.854	1:04.303	200.4	9:25.743
4	3	2:22.865	31.545	1:00.327	50.993	184.6	11:48.608
5	3	1:55.434	24.103	48.583	42.748	259.6	13:44.042
6	3	1:53.474	23.245	47.959	42.270	251.2	15:37.516
7	3	1:54.377	23.597	47.908	42.872	260.9	17:31.893
8	3	1:54.469	23.575	49.216	41.678	255.9	19:26.362
9	3	2:54.998	23.173	1:15.386	1:16.439		22:21.360
10	3	3:54.995	53.648	1:45.012	1:16.335		26:16.355
11	3	3:13.291	53.700	1:37.877	41.714		29:29.646
12	3	1:53.773	23.242	47.688	42.843	259.6	31:23.419
13	3	1:52.629	23.343	47.697	41.589	244.9	33:16.048
14	3	1:51.935	23.465	46.918	41.552	259.0	35:07.983
15	3	1:53.566	24.233	47.236	42.097	260.2	37:01.549
16	3	1:56.814	23.601	46.887	46.326	260.2	38:58.363





ASIAN LE MANS SERIES

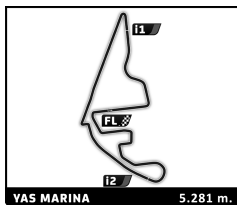


Asian Le Mans Series 4 Hours of Abu Dhabi Race 1

Sector Analysis

											Lap under Red Flag	Invalidated Lap	Personal Best	Session Best	Crossing the pit lane						
Lap	D	Time	Sector 1	Sector 2	Sector 3	T. Spd	Elapsed	Lap	D	Time	Sector 1	Sector 2	Sector 3	T. Spd	Elapsed						
38	2	1:54.641	24.052	47.861	42.728	255.9	2:09:58.782	91	1	1:58.925	26.379	48.625	43.921	256.5	4:01:59.231						
39	2	3:39.395 B	38.208	1:44.792	1:16.395		2:13:38.177	92	1	1:59.090	25.460	48.914	44.716	257.1	4:03:58.321						
40	2	5:07.533	2:29.007	1:46.674	51.852		2:18:45.710	59 Garage 59 McLaren 720S GT3 1.Nick HALSTEAD 3.Rob BELL GT 2.Louis PRETTE													
41	2	1:56.059	24.963	48.147	42.949	255.9	2:20:41.769	1	3	2:11.445	35.630	48.600	47.215	255.3	2:11.445						
42	2	1:54.467	24.223	47.763	42.481	258.4	2:22:36.236	2	3	3:53.578	45.504	1:51.482	1:16.592		6:05.023						
43	2	1:54.314	24.080	47.435	42.799	258.4	2:24:30.550	3	3	3:33.099	1:07.795	1:22.240	1:03.064	182.7	9:38.122						
44	2	1:53.760	23.887	47.579	42.294	258.4	2:26:24.310	4	3	2:19.255	31.522	1:02.055	45.678	142.9	11:57.377						
45	2	1:54.750	24.096	47.377	43.277	259.6	2:28:19.060	5	3	2:02.078 B	24.577	48.264	49.237	250.0	13:59.455						
46	2	1:55.154	24.234	47.879	43.041	257.1	2:30:14.214	6	3	2:30.402	59.931	47.831	42.640	257.1	16:29.857						
47	2	1:54.692	24.473	47.581	42.638	257.1	2:32:08.906	7	3	1:53.806	24.206	47.068	42.532	259.6	18:23.663						
48	2	1:53.831	24.005	47.478	42.348	257.8	2:34:02.737	8	3	1:58.713	23.904	47.006	47.803	260.2	20:22.376						
49	2	1:54.241	23.961	47.518	42.762	257.8	2:35:56.978	9	3	3:54.189 B	53.039	1:44.478	1:16.672		24:16.565						
50	2	1:54.636	24.269	47.592	42.775	258.4	2:37:51.614	10	1	5:05.295	2:26.968	1:45.996	52.331		29:21.860						
51	2	1:55.142	24.414	47.786	42.942	257.8	2:39:46.756	11	1	2:03.811	25.490	51.991	46.330	239.5	31:25.671						
52	2	1:58.428 B	24.259	47.897	46.272	258.4	2:41:45.184	12	1	1:58.333	25.191	48.548	44.594	258.4	33:24.004						
53	1	3:58.796	2:20.128	51.932	46.736	251.7	2:45:43.980	13	1	1:59.305	24.989	49.920	44.396	225.9	35:23.309						
54	1	1:59.435	25.872	49.064	44.499	253.5	2:47:43.415	14	1	1:57.958	24.948	48.975	44.035	254.7	37:21.267						
55	1	1:57.802	25.071	48.856	43.875	254.1	2:49:41.217	15	1	1:57.658	24.933	48.516	44.209	256.5	39:18.925						
56	1	1:57.238	25.056	48.191	43.991	254.7	2:51:38.455	16	1	1:57.948	25.138	48.124	44.686	260.9	41:16.873						
57	1	1:57.905	25.684	48.337	43.884	255.3	2:53:36.360	17	1	1:59.536	25.397	50.115	44.024	255.3	43:16.409						
58	1	1:57.929	25.145	48.538	44.246	255.3	2:55:34.289	18	1	1:57.361	24.740	48.138	44.483	257.1	45:13.770						
59	1	1:58.489	25.288	48.819	44.382	255.9	2:57:32.778	19	1	1:59.296	24.922	48.806	45.568	252.3	47:13.066						
60	1	1:58.116	25.089	48.727	44.300	255.9	2:59:30.894	20	1	3:15.120	40.459	1:19.615	1:15.046		50:28.186						
61	1	1:58.374	25.256	48.571	44.547	255.9	3:01:29.268	21	1	3:57.559 B	1:08.798	1:28.126	1:20.635	128.3	54:25.745						
62	1	1:57.566	25.086	48.516	43.964	255.9	3:03:26.834	22	1	3:54.189	1:00.940	1:29.846	1:23.403		58:19.934						
63	1	1:58.575	25.367	49.034	44.174	255.3	3:05:25.409	23	1	43:51.110	...	1:04.595	55.337	175.9	1:42:11.044						
64	1	1:57.343	25.160	48.328	43.855	255.3	3:07:22.752	24	1	2:07.671 B	26.967	49.565	51.139	249.4	1:44:18.715						
65	1	1:58.620	25.434	49.324	43.862	255.3	3:09:21.372	25	1	2:25.316	51.896	48.735	44.685	257.1	1:46:44.031						
66	1	1:57.667	25.041	48.372	44.254	255.3	3:11:19.039	26	1	1:58.233	25.600	48.363	44.270	258.4	1:48:42.264						
67	1	1:58.233	25.130	48.669	44.434	255.9	3:13:17.272	27	1	1:56.660	24.908	47.834	43.918	259.6	1:50:38.924						
68	1	1:57.631	25.239	48.442	43.950	255.3	3:15:14.903	28	1	2:02.479 B	24.750	48.426	49.303	258.4	1:52:41.403						
69	1	1:59.010	25.344	49.049	44.617	254.7	3:17:13.913	29	1	2:25.255	52.472	48.347	44.436	259.6	1:55:06.658						
70	1	1:58.505	25.383	48.638	44.484	255.3	3:19:12.418	30	1	1:56.978	24.767	48.123	44.088	260.2	1:57:03.636						
71	1	1:57.808	25.188	48.709	43.911	255.9	3:21:10.226	31	1	1:56.257	24.590	47.699	43.968	260.9	1:58:59.893						
72	1	1:59.217	25.303	49.016	44.898	254.7	3:23:09.443	32	1	1:56.718	24.583	47.822	44.313	260.2	2:00:56.611						
73	1	1:58.786	25.709	48.882	44.195	259.0	3:25:08.229	33	1	1:57.826	24.742	47.753	45.331	260.9	2:02:54.437						
74	1	1:58.650	25.232	49.129	44.289	255.9	3:27:06.879	34	1	1:57.944	24.979	48.799	44.166	257.1	2:04:52.381						
75	1	1:59.810	25.985	49.025	44.800	257.1	3:29:06.689	35	1	1:57.287	24.802	48.004	44.481	260.2	2:06:49.668						
76	1	1:59.097	25.559	48.835	44.703	255.9	3:31:05.786	36	1	1:56.764	24.504	47.787	44.473	261.5	2:08:46.432						
77	1	1:58.527	25.365	48.411	44.751	255.3	3:33:04.313	37	1	2:25.976 B	24.799	49.000	1:12.177	260.2	2:11:12.408						
78	1	2:00.287	26.363	49.423	44.501	255.9	3:35:04.600	38	1	5:30.564	2:27.009	1:46.622	1:16.933		2:16:42.972						
79	1	1:58.549	25.441	48.493	44.615	255.9	3:37:03.149	39	1	2:51.723	53.471	1:10.676	47.576	209.7	2:19:34.695						
80	1	1:58.548	25.696	48.894	43.958	257.1	3:39:01.697	40	1	1:59.513	25.622	48.745	45.146	256.5	2:21:34.208						
81	1	1:57.756	25.301	48.431	44.024	255.9	3:40:59.453	41	1	1:59.702	25.436	48.898	45.368	241.6	2:23:33.910						
82	1	2:00.327	26.005	49.097	45.225	256.5	3:42:59.780	42	1	2:05.127 B	25.724	49.312	50.091	251.2	2:25:39.037						
83	1	2:04.825 B	26.151	49.211	49.463	257.1	3:45:04.605	43	2	3:07.968	1:37.628	47.738	42.602	257.8	2:28:47.005						
84	1	3:04.089	1:24.137	51.986	47.966	254.1	3:48:08.694	44	2	1:54.624	24.908	47.335	42.381	259.6	2:30:41.629						
85	1	2:00.416	26.330	49.702	44.384	255.9	3:50:09.110	45	2	1:53.849	24.165	47.251	42.433	259.6	2:32:35.478						
86	1	1:58.793	25.560	48.337	44.896	256.5	3:52:07.903	46	2	1:55.617	24.528	47.535	43.554	259.6	2:34:31.095						
87	1	1:57.939	25.492	48.476	43.971	257.8	3:54:05.842	47	2	1:56.168	24.404	47.347	44.417	259.6	2:36:27.263						
88	1	1:59.077	25.939	48.880	44.258	257.1	3:56:04.919	48	2	1:53.928	24.221	47.259	42.448	260.9	2:38:21.191						
89	1	1:57.440	25.063	48.479	43.898	256.5	3:58:02.359														
90	1	1:57.947	25.101	48.409	44.437	255.9	4:00:00.306														





Asian Le Mans Series 4 Hours of Abu Dhabi Race 1

Sector Analysis

VAS MARINA 5.281 m.

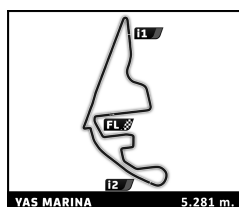
Lap under Red Flag Invalidated Lap Personal Best Session Best Crossing the pit lane

Lap	D	Time	Sector 1	Sector 2	Sector 3	T. Spd	Elapsed	Lap	D	Time	Sector 1	Sector 2	Sector 3	T. Spd	Elapsed
49	2	1:55.141	24.243	48.103	42.795	259.6	2:40:16.332	7	1	1:56.496	24.519	48.160	43.817	255.9	36:21.355
50	2	1:55.164	24.095	47.914	43.155	260.2	2:42:11.496	8	1	1:58.046	24.569	48.565	44.912	255.9	38:19.401
51	2	1:54.248	24.315	47.175	42.758	260.9	2:44:05.744	9	1	1:59.769	24.755	48.358	46.656	255.9	40:19.170
52	2	1:55.870	24.822	47.432	43.616	259.6	2:46:01.614	10	1	1:58.964	24.686	49.806	44.472	253.5	42:18.134
53	2	1:53.856	24.135	47.233	42.488	261.5	2:47:55.470	11	1	1:57.589	24.415	48.093	45.081	256.5	44:15.723
54	2	1:53.623	24.054	47.115	42.454	260.2	2:49:49.093	12	1	1:56.593	24.714	48.403	43.476	255.9	46:12.316
55	2	1:54.279	24.186	47.369	42.724	260.2	2:51:43.372	63 Inter Europol Competition Ligier JS P320 - Nissan							
56	2	1:54.008	24.116	47.259	42.633	260.9	2:53:37.380	1.Adam ALI 3.James DAYSON LMP3							
57	2	1:55.878	24.764	47.773	43.341	252.3	2:55:33.258	2.John SCHAUERMAN							
58	2	1:54.102	24.228	47.346	42.528	260.9	2:57:27.360	1	1	2:03.084	29.967	49.127	43.990	233.3	2:03.084
59	2	1:55.813	24.401	48.301	43.111	251.2	2:59:23.173	2	1	3:50.526	41.743	1:48.931	1:19.852		5:53.610
60	2	1:56.234	24.960	48.078	43.196	252.3	3:01:19.407	3	1	3:34.227	1:04.329	1:26.219	1:03.679	193.5	9:27.837
61	2	1:54.549	24.237	47.242	43.070	262.1	3:03:13.956	4	1	2:22.548	31.761	1:00.279	50.508	186.9	11:50.385
62	2	1:55.942	24.601	47.343	43.998	261.5	3:05:09.898	5	1	1:54.197	23.714	47.348	43.135	255.9	13:44.582
63	2	1:54.818	24.588	47.264	42.966	260.9	3:07:04.716	6	1	1:52.668	23.344	46.754	42.570	258.4	15:37.250
64	2	1:54.190	24.257	47.284	42.649	262.1	3:08:58.906	7	1	1:51.772	23.464	46.899	41.409	260.9	17:29.022
65	2	1:55.228	24.186	48.009	43.033	258.4	3:10:54.134	8	1	1:52.889	23.730	47.142	42.017	262.1	19:21.911
66	2	1:54.465	24.274	47.407	42.784	262.1	3:12:48.599	9	1	2:52.132 B	23.475	1:12.773	1:15.884	141.0	22:14.043
67	2	1:54.568	24.194	47.571	42.803	262.1	3:14:43.167	10	1	5:25.181	2:24.817	1:44.468	1:15.896		27:39.224
68	2	1:54.483	24.251	47.287	42.945	261.5	3:16:37.650	11	1	2:28.657	53.211	53.108	42.338	218.6	30:07.881
69	2	1:54.882	24.242	47.604	43.036	261.5	3:18:32.532	12	1	1:52.335	23.699	46.957	41.679	253.5	32:00.216
70	2	1:54.854	24.193	47.391	43.270	261.5	3:20:27.386	13	1	1:51.794	23.330	46.554	41.910	262.1	33:52.010
71	2	1:57.539	24.293	47.624	45.622	262.8	3:22:24.925	14	1	1:54.823	24.710	47.551	42.562	255.3	35:46.833
72	2	1:56.557	24.430	48.746	43.381	257.8	3:24:21.482	15	1	1:53.450	23.783	46.726	42.941	260.2	37:40.283
73	2	2:00.216 B	24.735	48.492	46.989	238.9	3:26:21.698	16	1	1:55.957	24.070	47.964	43.923	257.8	39:36.240
74	2	3:46.679	2:12.383	49.914	44.382	243.8	3:30:08.377	17	1	1:54.850	24.070	47.151	43.629	259.6	41:31.090
75	2	1:55.365	24.804	47.658	42.903	259.0	3:32:03.742	18	1	1:55.510	24.585	48.237	42.688	262.8	43:26.600
76	2	1:55.583	24.215	47.074	44.294	260.2	3:33:59.325	19	1	1:52.968	23.634	47.304	42.030	263.4	45:19.568
77	2	1:56.600	24.562	47.565	44.473	259.0	3:35:55.925	20	1	1:55.784	23.449	46.820	45.515	262.8	47:15.352
78	2	1:54.748	24.801	47.123	42.824	262.8	3:37:50.673	21	1	3:14.976	39.679	1:20.288	1:15.009		50:30.328
79	2	1:56.589	24.375	48.147	44.067	260.2	3:39:47.262	22	1	3:58.714 B	1:09.581	1:27.484	1:21.649	158.1	54:29.042
80	2	1:55.357	24.299	47.800	43.258	259.6	3:41:42.619	23	1	3:55.186	1:00.318	1:28.856	1:26.012		58:24.228
81	2	1:54.215	24.223	47.074	42.918	262.8	3:43:36.834	24	1	43:47.477	...	1:04.641	54.484	181.8	1:42:11.705
82	2	1:54.780	24.393	47.708	42.679	263.4	3:45:31.614	25	1	1:56.368	25.327	48.871	42.170	234.8	1:44:08.073
83	2	1:54.092	24.039	47.340	42.713	260.9	3:47:25.706	26	1	1:53.530	23.772	47.259	42.499	248.8	1:46:01.603
84	2	1:53.685	24.002	47.201	42.482	260.9	3:49:19.391	27	1	1:53.421	23.484	46.994	42.943	255.3	1:47:55.024
85	2	1:55.082	23.954	47.436	43.692	260.9	3:51:14.473	28	1	1:52.941	23.847	47.001	42.093	262.8	1:49:47.965
86	2	1:54.353	24.148	47.601	42.604	250.6	3:53:08.826	29	1	1:51.962	23.392	46.569	42.001	262.8	1:51:39.927
87	2	1:54.818	24.025	47.064	43.729	262.8	3:55:03.644	30	1	1:52.918	23.444	46.841	42.633	260.9	1:53:32.845
88	2	1:54.155	24.189	47.332	42.634	260.9	3:56:57.799	31	1	1:52.577	23.341	47.223	42.013	259.6	1:55:25.422
89	2	1:53.827	24.015	47.189	42.623	260.9	3:58:51.626	32	1	1:52.520	23.384	46.844	42.292	257.1	1:57:17.942
90	2	1:53.712	23.869	47.114	42.729	260.9	4:00:45.338	33	1	1:51.681	23.615	46.301	41.765	264.7	1:59:09.623
91	2	1:55.368	24.868	47.512	42.988	260.9	4:02:40.706	34	1	1:51.205	23.238	46.724	41.243	265.4	2:01:00.828
92	2	1:53.789	24.164	47.179	42.446	260.9	4:04:34.495	35	1	1:52.282	23.329	46.405	42.548	264.1	2:02:53.110
60 Formula Racing Ferrari 488 GT3								1.Johnny LAURSEN 3.Nicklas NIELSEN GT							
2.Conrad LAURSEN															
1	1	5:10.142 B	35.825	3:22.127	1:12.190	239.5	5:10.142	36	1	1:51.540	23.215	46.551	41.774	264.7	2:04:44.650
2	1	18:43.690 B	...	1:48.891	1:22.172		23:53.832	37	1	1:51.862	23.356	46.897	41.609	262.8	2:06:36.512
3	1	4:18.335	1:12.843	1:48.011	1:17.481		28:12.167	38	1	1:51.834	23.496	46.682	41.656	264.1	2:08:28.346
4	1	2:18.014	41.847	50.295	45.872	239.5	30:30.181	39	1	2:02.587	23.406	46.808	52.373	267.3	2:10:30.933
5	1	1:58.111	25.232	48.582	44.297	255.3	32:28.292	40	1	3:56.354 B	53.539	1:45.745	1:17.070		2:14:27.287
6	1	1:56.567	24.609	48.147	43.811	255.3	34:24.859	41	3	4:52.598	2:37.507	1:27.090	48.001		2:19:19.885
								42	3	1:57.118	25.141	48.108	43.869	251.7	2:21:17.003
								43	3	1:56.845	25.413	47.579	43.853	261.5	2:23:13.848
								44	3	1:56.371	24.850	47.820	43.701	262.8	2:25:10.219





ASIAN LE MANS SERIES



Asian Le Mans Series 4 Hours of Abu Dhabi Race 1

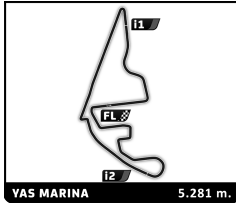
Sector Analysis

VAS MARINA 5.281 m.

Lap under Red Flag Invalidated Lap Personal Best Session Best Crossing the pit lane

Lap	D	Time	Sector 1	Sector 2	Sector 3	T. Spd	Elapsed	Lap	D	Time	Sector 1	Sector 2	Sector 3	T. Spd	Elapsed
45	3	1:58.692	24.690	49.264	44.738	243.8	2:27:08.911	<div data-bbox="858 548 930 609" style="font-size: 2em; border: 1px solid black; padding: 2px; display: inline-block;">72</div> <div data-bbox="949 548 1506 609" style="display: inline-block; vertical-align: top; margin-left: 5px;"> Hub Auto Racing 1.Liam TALBOT 2.Jules GOUNON </div> <div data-bbox="1356 548 1506 609" style="display: inline-block; vertical-align: top; margin-left: 10px;"> Mercedes AMG GT3 GT </div>							
46	3	1:57.515	24.697	47.589	45.229	264.1	2:29:06.426								
47	3	1:57.584	25.720	47.774	44.090	263.4	2:31:04.010								
48	3	1:57.170	24.853	48.781	43.536	260.9	2:33:01.180								
49	3	1:57.457	24.372	48.308	44.777	246.0	2:34:58.637								
50	3	1:56.776	24.473	47.405	44.898	262.1	2:36:55.413								
51	3	1:57.249	25.322	47.771	44.156	262.8	2:38:52.662								
52	3	1:55.814	24.919	47.406	43.489	262.8	2:40:48.476								
53	3	1:56.128	25.039	47.441	43.648	262.1	2:42:44.604								
54	3	1:59.872	24.703	49.792	45.377	248.3	2:44:44.476								
55	3	1:56.465	24.775	47.413	44.277	262.8	2:46:40.941								
56	3	1:56.315	24.647	47.969	43.699	262.8	2:48:37.256								
57	3	1:56.891	24.656	47.974	44.261	262.1	2:50:34.147								
58	3	1:56.862	24.976	47.917	43.969	259.0	2:52:31.009								
59	3	1:58.430	24.875	47.822	45.733	262.1	2:54:29.439								
60	3	1:58.499	25.031	48.096	45.372	258.4	2:56:27.938								
61	3	1:56.831	24.745	47.684	44.402	261.5	2:58:24.769								
62	3	1:57.696	25.165	47.991	44.540	264.1	3:00:22.465								
63	3	1:56.601	24.697	47.664	44.240	262.1	3:02:19.066								
64	3	1:58.025	24.765	48.096	45.164	259.0	3:04:17.091								
65	3	1:56.999	24.672	47.677	44.650	265.4	3:06:14.090								
66	3	2:02.813 B	24.911	47.747	50.155	261.5	3:08:16.903								
67	2	4:03.205	2:19.343	54.614	49.248	204.9	3:12:20.108								
68	2	2:02.418	26.733	49.361	46.324	252.3	3:14:22.526								
69	2	2:03.204	24.954	50.123	48.127	255.9	3:16:25.730								
70	2	2:00.278	25.033	48.969	46.276	257.8	3:18:26.008								
71	2	1:58.111	25.101	48.208	44.802	255.9	3:20:24.119								
72	2	2:01.560	26.385	48.393	46.782	255.9	3:22:25.679								
73	2	2:00.657	25.374	49.698	45.585	253.5	3:24:26.336								
74	2	1:57.589	24.942	48.110	44.537	260.9	3:26:23.925								
75	2	1:57.096	24.547	48.096	44.453	259.6	3:28:21.021								
76	2	1:58.932	24.274	48.477	46.181	260.9	3:30:19.953								
77	2	2:01.461	24.718	48.000	48.743	260.2	3:32:21.414								
78	2	1:58.966	25.416	48.635	44.915	240.5	3:34:20.380								
79	2	1:55.987	24.460	47.627	43.900	261.5	3:36:16.367								
80	2	2:01.200	24.409	48.017	48.774	262.8	3:38:17.567								
81	2	1:59.800	25.578	48.284	45.938	260.2	3:40:17.367								
82	2	1:59.682	25.510	49.262	44.910	241.1	3:42:17.049								
83	2	1:59.262	25.946	48.886	44.430	259.0	3:44:16.311								
84	2	1:56.970	24.531	47.651	44.788	259.6	3:46:13.281								
85	2	2:02.644	25.986	51.202	45.456	250.0	3:48:15.925								
86	2	1:58.783	25.328	48.344	45.111	261.5	3:50:14.708								
87	2	1:59.069	25.510	48.610	44.949	260.9	3:52:13.777								
88	2	1:58.846	25.396	47.969	45.481	260.9	3:54:12.623								
89	2	1:57.751	24.828	48.546	44.377	250.0	3:56:10.374								
90	2	2:00.250	24.617	48.021	47.612	261.5	3:58:10.624								
91	2	1:58.404	25.123	48.030	45.251	260.9	4:00:09.028								
92	2	2:01.213	25.291	49.396	46.526	244.3	4:02:10.241								
93	2	1:59.913	24.777	49.349	45.787	245.5	4:04:10.154								
<div data-bbox="172 1910 228 1960" style="font-size: 2em; border: 1px solid black; padding: 2px; display: inline-block;">66</div> <div data-bbox="247 1910 805 1971" style="display: inline-block; vertical-align: top; margin-left: 5px;"> Bullitt Racing 1.Valentin HASSE-CLOT 2.Jacob RIEGEL </div> <div data-bbox="651 1910 805 1926" style="font-size: 0.8em; margin-left: 10px;"> Aston Martin Vantage AMR GT3 </div> <div data-bbox="782 1926 805 1960" style="font-size: 0.8em; margin-left: 10px;"> GT </div>								1	3	2:45.337 B	38.233	1:01.106	1:05.998	186.9	2:45.337
								1	1	2:04.474	30.209	49.648	44.617	245.5	2:04.474
								2	1	3:51.821	43.472	1:49.879	1:18.470		5:56.295
								3	1	3:33.509	1:04.309	1:25.101	1:04.099	191.5	9:29.804
								4	1	2:22.538	31.321	1:01.343	49.874	171.4	11:52.342
								5	1	1:57.036	24.554	48.604	43.878	257.1	13:49.378
								6	1	1:55.518	24.472	47.732	43.314	258.4	15:44.896
								7	1	1:55.262	24.518	47.692	43.052	259.0	17:40.158
								8	1	1:56.572	24.472	48.477	43.623	257.8	19:36.730
								9	1	3:20.564	24.799	1:39.344	1:16.421		22:57.294
								10	1	3:55.986	53.735	1:45.592	1:16.659		26:53.280
								11	1	2:58.279	53.690	1:20.036	44.553	145.0	29:51.559
								12	1	1:57.110	24.924	48.485	43.701	257.1	31:48.669
								13	1	1:55.937	24.506	47.670	43.761	257.8	33:44.606
								14	1	1:55.374	24.434	47.469	43.471	258.4	35:39.980
								15	1	1:57.150	24.349	48.566	44.235	259.0	37:37.130
								16	1	1:56.030	24.340	47.509	44.181	259.0	39:33.160
								17	1	1:56.359	24.567	48.237	43.555	247.1	41:29.519
								18	1	1:57.349	24.476	47.781	45.092	259.0	43:26.868
								19	1	1:56.055	24.636	47.616	43.803	259.0	45:22.923
								20	1	1:56.559	24.342	47.479	44.738	259.0	47:19.482
								21	1	3:12.257	37.664	1:21.147	1:13.446		50:31.739
								22	1	4:00.043 B	1:09.608	1:26.919	1:23.516		54:31.782
								23	1	3:57.283	1:00.394	1:27.414	1:29.475		58:29.065
								24	1	43:45.859 B	...	1:04.465	56.801	166.9	1:42:14.924
								25	3	3:48.289	2:12.937	50.997	44.355	246.6	1:46:03.213
								26	3	1:56.059	24.825	48.295	42.939	258.4	1:47:59.272
								27	3	1:56.143	25.428	47.821	42.894	260.2	1:49:55.415
								28	3	1:55.806	24.427	47.934	43.445	259.6	1:51:51.221
								29	3	1:55.261	24.821	47.676	42.764	259.0	1:53:46.482
								30	3	1:54.551	24.313	47.436	42.802	259.6	1:55:41.033
								31	3	1:54.260	24.220	47.247	42.793	258.4	1:57:35.293
								32	3	1:54.767	24.180	47.804	42.783	254.1	1:59:30.060
								33	3	1:54.244	24.235	47.281	42.728	259.0	2:01:24.304
								34	3	1:54.293	24.171	47.326	42.796	259.0	2:03:18.597
								35	3	1:54.095	24.189	47.242	42.664	259.6	2:05:12.692
								36	3	1:54.615	24.227	47.354	43.034	259.0	2:07:07.307
								37	3	1:55.658	24.518	48.323	42.817	240.5	2:09:02.965
								38	3	2:35.113 B	24.159	53.840	1:17.114	259.6	2:11:38.078
								39	3	5:32.131	2:26.915	1:48.293	1:16.923		2:17:10.209
								40	3	2:31.728	54.331	53.892	43.505	252.9	2:19:41.937
								41	3	1:54.951	24.357	47.930	42.664	259.6	2:21:36.888
								42	3	1:54.749	24.316	47.628	42.805	260.2	2:23:31.637
								43	3	1:53.666	24.034	47.155	42.477	259.0	2:25:25.303
								44	3	1:55.396	24.085	48.040	43.271	259.6	2:27:20.699
								45	3	1:54.382	24.293	47.406	42.683	259.0	2:29:15.081
								46	3	1:54.614	24.102	47.447	43.065	259.6	2:31:09.695
								47	3	1:55.185	24.234	47.445	43.506	260.9	2:33:04.880
								48	3	1:56.535	25.523	47.762	43.250	259.6	2:35:01.415
								49	3	1:55.020	24.109	47.328	43.583	259.6	2:36:56.435
								50	3	1:56.528	24.535	47.920	44.073	260.9	2:38:52.963





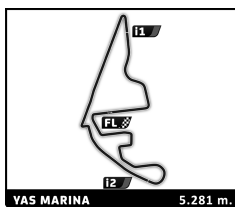
Asian Le Mans Series
4 Hours of Abu Dhabi
Race 1

Sector Analysis

Lap under Red Flag Invalidated Lap Personal Best Session Best B Crossing the pit lane

Table with columns: Lap, D, Time, Sector 1, Sector 2, Sector 3, T. Spd, Elapsed. It contains two main data sections: a primary race data table and a secondary 'Inter Europol Competition' table. The primary table lists lap times and sector times for various drivers, with some cells highlighted in green (Personal Best) or purple (Session Best). The secondary table lists the top 5 drivers of the competition with their names and lap times.





Asian Le Mans Series 4 Hours of Abu Dhabi Race 1

Sector Analysis

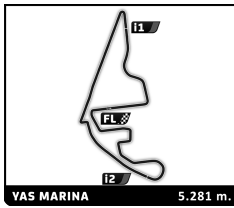
VAS MARINA 5.281 m.

Lap under Red Flag Invalidation Lap Personal Best Session Best Crossing the pit lane

Lap	D	Time	Sector 1	Sector 2	Sector 3	T. Spd	Elapsed	Lap	D	Time	Sector 1	Sector 2	Sector 3	T. Spd	Elapsed
60	2	1:52.683	23.376	47.128	42.179	262.1	2:57:29.736	16	1	1:57.218	26.034	47.593	43.591	260.2	40:43.168
61	2	1:55.180	23.838	47.960	43.382	261.5	2:59:24.916	17	1	1:56.579	24.462	47.845	44.272	257.8	42:39.747
62	2	1:52.994	23.664	47.318	42.012	262.8	3:01:17.910	18	1	1:55.763	24.260	47.838	43.665	264.1	44:35.510
63	2	1:52.889	23.416	47.224	42.249	261.5	3:03:10.799	19	1	1:56.848	24.645	47.655	44.548	260.2	46:32.358
64	2	1:52.968	23.656	47.285	42.027	261.5	3:05:03.767	20	1	1:59.843	25.707	48.563	45.573	259.6	48:32.201
65	2	1:53.748	24.103	47.337	42.308	260.2	3:06:57.515	21	1	2:24.643	28.113	48.631	1:07.899	258.4	50:56.844
66	2	1:52.932	23.562	47.143	42.227	261.5	3:08:50.447	22	1	4:06.034B	1:03.530	1:25.405	1:37.099	123.7	55:02.878
67	2	1:53.974	23.578	47.805	42.591	262.1	3:10:44.421	23	1	45:10.287	1:01.069	1:12.573	...	121.6	1:40:13.165
68	2	1:53.534	23.950	47.247	42.337	262.1	3:12:37.955	24	1	2:17.320	35.319	57.173	44.828	143.2	1:42:30.485
69	2	1:53.657	23.674	47.088	42.895	262.8	3:14:31.612	25	1	1:56.305	24.929	47.763	43.613	260.9	1:44:26.790
70	2	1:58.394B	24.207	47.811	46.376	260.9	3:16:30.006	26	1	1:56.455	25.084	47.819	43.552	261.5	1:46:23.245
71	3	3:50.801	2:16.057	50.973	43.771	210.1	3:20:20.807	27	1	1:56.174	24.652	47.766	43.756	261.5	1:48:19.419
72	3	1:54.168	24.174	48.122	41.872	238.9	3:22:14.975	28	1	1:57.620	24.693	48.920	44.007	260.2	1:50:17.039
73	3	1:52.619	23.884	47.016	41.719	257.8	3:24:07.594	29	1	1:56.146	24.805	47.369	43.972	261.5	1:52:13.185
74	3	1:56.443	26.145	47.951	42.347	252.3	3:26:04.037	30	1	1:58.820	25.326	48.379	45.115	259.6	1:54:12.005
75	3	1:51.824	23.612	46.627	41.585	260.9	3:27:55.861	31	1	1:55.999	24.695	47.632	43.672	261.5	1:56:08.004
76	3	1:52.170	23.594	47.196	41.380	257.1	3:29:48.031	32	1	1:56.241	24.629	48.008	43.604	261.5	1:58:04.245
77	3	1:52.059	23.587	46.954	41.518	257.8	3:31:40.090	33	1	1:55.952	24.455	47.850	43.647	260.2	2:00:00.197
78	3	1:52.979	23.500	47.236	42.243	251.2	3:33:33.069	34	1	1:56.787	24.707	47.600	44.480	259.6	2:01:56.984
79	3	1:52.633	24.753	46.538	41.342	260.2	3:35:25.702	35	1	1:55.995	24.663	47.603	43.729	260.2	2:03:52.979
80	3	1:51.611	23.352	46.583	41.676	260.2	3:37:17.313	36	1	1:56.765	24.694	47.556	44.515	260.2	2:05:49.744
81	3	1:51.655	23.693	46.777	41.185	259.0	3:39:08.968	37	1	1:58.427	25.905	48.440	44.082	260.9	2:07:48.171
82	3	1:50.905	23.156	46.480	41.269	260.9	3:40:59.873	38	1	1:57.746	24.826	48.085	44.835	264.1	2:09:45.917
83	3	1:54.715	25.569	47.324	41.822	254.7	3:42:54.588	39	1	3:31.681B	25.624	1:47.709	1:18.348	...	2:13:17.598
84	3	1:52.320	23.424	46.698	42.198	261.5	3:44:46.908	40	1	5:16.804	2:25.741	1:46.860	1:04.203	...	2:18:34.402
85	3	1:51.307	23.562	46.472	41.273	259.6	3:46:38.215	41	1	1:59.175	26.074	48.603	44.498	255.9	2:20:33.577
86	3	1:51.363	23.126	46.612	41.625	260.2	3:48:29.578	42	1	1:56.344	24.842	48.124	43.378	259.6	2:22:29.921
87	3	1:52.456	23.405	47.079	41.972	257.8	3:50:22.034	43	1	1:55.763	24.669	47.580	43.514	260.2	2:24:25.684
88	3	1:51.837	23.441	46.622	41.774	260.9	3:52:13.871	44	1	1:56.051	24.631	47.690	43.730	259.0	2:26:21.735
89	3	1:52.080	23.594	46.700	41.786	260.2	3:54:05.951	45	1	1:57.230	24.658	48.477	44.095	257.8	2:28:18.965
90	3	1:53.236	24.554	47.162	41.520	254.7	3:55:59.187	46	1	1:58.169	25.418	48.736	44.015	260.9	2:30:17.134
91	3	1:53.219	23.277	46.676	43.266	261.5	3:57:52.406	47	1	1:56.174	24.626	47.677	43.871	259.6	2:32:13.308
92	3	1:55.251	25.188	47.639	42.424	261.5	3:59:47.657	48	1	4:22.094	24.608	47.652	3:09.834	260.2	2:36:35.402
93	3	1:52.449	23.736	46.851	41.862	259.0	4:01:40.106	49	1	1:59.465	25.813	48.744	44.908	256.5	2:38:34.867
94	3	1:53.492	24.213	47.091	42.188	252.3	4:03:33.598	50	1	1:57.289	25.007	47.979	44.303	259.0	2:40:32.156

		D'Station Racing		Aston Martin Vantage AMR GT3											
		1.Satoshi HOSHINO		3.Charlie FAGG		GT									
		2.Tomonobu FUJII													
1	2	2:23.056	36.048	1:02.145	44.863	214.7	2:23.056	51	1	1:58.120	24.883	48.152	45.085	259.6	2:42:30.276
2	2	3:47.796	38.584	1:52.385	1:16.827		6:10.852	52	1	1:57.197	24.887	47.923	44.387	260.9	2:44:27.473
3	2	3:32.526	1:08.517	1:21.117	1:02.892	164.9	9:43.378	53	1	1:56.996	24.768	47.719	44.509	259.6	2:46:24.469
4	2	2:18.900	31.193	1:03.003	44.704	158.8	12:02.278	54	1	1:57.349	24.845	48.253	44.251	261.5	2:48:21.818
5	2	1:56.180	24.547	48.026	43.607	253.5	13:58.458	55	1	1:57.645	25.002	48.504	44.139	260.9	2:50:19.463
6	2	1:55.099	24.462	47.330	43.307	260.9	15:53.557	56	1	1:56.801	24.960	47.837	44.004	260.2	2:52:16.264
7	2	1:54.495	24.084	47.128	43.283	260.9	17:48.052	57	1	1:57.729	24.872	48.386	44.471	262.1	2:54:13.993
8	2	1:55.716	23.996	47.978	43.742	237.9	19:43.768	58	1	2:02.725B	24.937	48.177	49.611	261.5	2:56:16.718
9	2	3:30.874	28.588	1:45.746	1:16.540		23:14.642	59	3	3:49.429	2:14.222	50.389	44.818	243.2	3:00:06.147
10	2	3:55.913B	53.663	1:45.712	1:16.538		27:10.555	60	3	1:56.365	24.702	48.230	43.433	259.6	3:02:02.512
11	1	3:49.009	2:13.971	50.056	44.982	252.3	30:59.564	61	3	1:54.423	24.481	47.195	42.747	260.2	3:03:56.935
12	1	1:56.587	24.701	47.969	43.917	259.0	32:56.151	62	3	1:54.536	24.292	47.381	42.863	259.0	3:05:51.471
13	1	1:57.116	24.789	48.079	44.248	261.5	34:53.267	63	3	1:54.521	24.497	47.069	42.955	260.2	3:07:45.992
14	1	1:56.391	24.572	47.729	44.090	259.6	36:49.658	64	3	1:53.949	24.106	47.129	42.714	260.2	3:09:39.941
15	1	1:56.292	24.466	47.882	43.944	260.9	38:45.950	65	3	1:53.930	24.041	47.084	42.805	259.0	3:11:33.871
								66	3	1:54.796	24.206	47.560	43.030	259.6	3:13:28.667
								67	3	1:55.386	24.130	47.363	43.893	258.4	3:15:24.053
								68	3	1:55.024	24.209	47.228	43.587	260.9	3:17:19.077





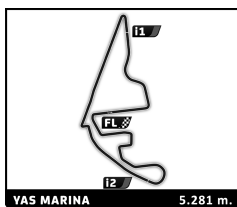
Asian Le Mans Series 4 Hours of Abu Dhabi Race 1

Sector Analysis

Lap under Red Flag Invalidated Lap Personal Best Session Best Crossing the pit lane

Lap	D	Time	Sector 1	Sector 2	Sector 3	T. Spd	Elapsed	Lap	D	Time	Sector 1	Sector 2	Sector 3	T. Spd	Elapsed				
69	3	1:55.904	24.387	48.016	43.501	256.5	3:19:14.981	10	1	3:56.595	B	53.719	1:45.939	1:16.937	27:08.035				
70	3	1:55.467	24.868	47.421	43.178	261.5	3:21:10.448	11	1	3:43.382	2:10.493	48.463	44.426	256.5	30:51.417				
71	3	1:55.830	25.184	47.395	43.251	260.2	3:23:06.278	12	1	1:56.911	24.915	48.149	43.847	257.8	32:48.328				
72	3	1:54.571	24.220	47.226	43.125	261.5	3:25:00.849	13	1	1:56.541	24.739	48.094	43.708	255.9	34:44.869				
73	3	1:54.768	24.196	47.463	43.109	259.0	3:26:55.617	14	1	1:58.386	24.919	48.217	45.250	256.5	36:43.255				
74	3	1:55.601	24.614	47.933	43.054	261.5	3:28:51.218	15	1	1:58.439	25.279	48.796	44.364	251.7	38:41.694				
75	3	1:54.851	24.165	47.520	43.166	259.6	3:30:46.069	16	1	1:59.126	24.972	48.516	45.638	255.9	40:40.820				
76	3	1:54.795	24.317	47.379	43.099	259.6	3:32:40.864	17	1	1:56.865	25.100	47.843	43.922	258.4	42:37.685				
77	3	1:56.569	24.470	47.416	44.683	260.2	3:34:37.433	18	1	1:58.570	25.768	48.447	44.355	259.6	44:36.255				
78	3	1:56.172	24.615	48.123	43.434	251.7	3:36:33.605	19	1	1:57.046	24.702	48.154	44.190	260.2	46:33.301				
79	3	1:54.684	24.270	47.278	43.136	262.1	3:38:28.289	20	1	1:59.442	25.953	48.744	44.745	259.0	48:32.743				
80	3	1:54.759	24.177	47.457	43.125	262.1	3:40:23.048	21	1	2:25.352	28.203	48.682	1:08.467	259.0	50:58.095				
81	3	1:54.323	24.136	47.079	43.108	261.5	3:42:17.371	22	1	4:06.822	B	1:03.784	1:24.631	1:38.407	55:04.917				
82	3	1:56.046	25.409	47.504	43.133	261.5	3:44:13.417	23	1	45:10.244	1:03.422	1:09.054	...	138.8	1:40:15.161				
83	3	1:54.209	24.114	47.166	42.929	260.9	3:46:07.626	24	1	2:16.344	33.786	57.716	44.842	144.0	1:42:31.505				
84	3	1:54.148	23.989	47.124	43.035	262.1	3:48:01.774	25	1	1:57.195	25.161	48.212	43.822	259.6	1:44:28.700				
85	3	1:54.732	24.207	47.306	43.219	261.5	3:49:56.506	26	1	1:57.115	24.923	48.133	44.059	254.7	1:46:25.815				
86	3	1:55.891	24.258	47.634	43.999	260.9	3:51:52.397	27	1	1:57.813	25.920	48.074	43.819	257.1	1:48:23.628				
87	3	1:55.713	24.398	47.668	43.647	263.4	3:53:48.110	28	1	1:56.989	24.689	47.985	44.315	258.4	1:50:20.617				
88	3	1:54.942	24.500	47.228	43.214	255.9	3:55:43.052	29	1	1:57.124	25.497	47.934	43.693	257.8	1:52:17.741				
89	3	1:54.962	24.216	47.237	43.509	260.9	3:57:38.014	30	1	1:56.087	24.655	47.778	43.654	261.5	1:54:13.828				
90	3	1:54.530	24.176	47.061	43.293	262.1	3:59:32.544	31	1	1:56.174	24.526	47.850	43.798	260.9	1:56:10.002				
91	3	1:54.758	24.144	47.237	43.377	260.9	4:01:27.302	32	1	1:56.381	24.804	47.892	43.685	259.6	1:58:06.383				
92	3	1:54.156	24.143	46.916	43.097	262.8	4:03:21.458	33	1	1:56.559	24.691	47.847	44.021	258.4	2:00:02.942				
<table border="0" style="width:100%; border-collapse: collapse;"> <tr> <td style="width:10%; border: 1px solid black; text-align: center;">88</td> <td style="width:35%; border: 1px solid black;"> Garage 59 1.Alexander WEST 2.Benjamin GOETHE </td> <td style="width:35%; border: 1px solid black;"> 3.Marvin KIRCHHOFFER GT </td> <td style="width:20%; border: 1px solid black; text-align: right;"> McLaren 720S GT3 </td> </tr> </table>																88	Garage 59 1.Alexander WEST 2.Benjamin GOETHE	3.Marvin KIRCHHOFFER GT	McLaren 720S GT3
88	Garage 59 1.Alexander WEST 2.Benjamin GOETHE	3.Marvin KIRCHHOFFER GT	McLaren 720S GT3																
1	1	4:34.604	35.637	3:10.818	48.149	246.6	4:34.604	34	1	1:56.645	24.837	48.105	43.703	258.4	2:01:59.587				
2	1	1:59.695	25.455	49.447	44.793	238.9	6:34.299	35	1	1:56.676	25.024	47.841	43.811	259.0	2:03:56.263				
3	1	3:11.197	47.820	1:19.969	1:03.408	164.6	9:45.496	36	1	1:57.334	24.775	48.019	44.540	259.6	2:05:53.597				
4	1	2:20.058	31.200	1:03.839	45.019	145.9	12:05.554	37	1	1:59.042	25.936	48.580	44.526	259.0	2:07:52.639				
5	1	1:56.869	24.687	48.089	44.093	257.8	14:02.423	38	1	1:57.604	24.803	48.282	44.519	259.6	2:09:50.243				
6	1	1:56.791	25.287	48.230	43.274	257.8	15:59.214	39	1	3:36.415	B	33.424	1:45.464	1:17.527	2:13:26.658				
7	1	1:55.523	24.487	47.753	43.283	259.6	17:54.737	40	2	5:16.642	2:26.606	1:50.607	59.429	...	2:18:43.300				
8	1	1:56.422	24.619	48.045	43.758	260.2	19:51.159	41	2	1:56.712	25.475	47.912	43.325	257.8	2:20:40.012				
9	1	3:33.907	30.440	1:46.820	1:16.647	...	23:25.066	42	2	1:54.442	24.199	47.587	42.656	260.2	2:22:34.454				
10	1	3:53.762	B	52.936	1:44.732	1:16.094	27:18.828	43	2	1:54.390	24.024	47.678	42.688	259.6	2:24:28.844				
11	1	3:44.784	2:12.193	48.740	43.851	254.7	31:03.612	44	2	1:53.809	23.949	47.278	42.582	261.5	2:26:22.653				
12	1	1:57.432	25.009	48.562	43.861	255.9	33:01.044	45	2	1:54.386	24.054	47.652	42.680	260.9	2:28:17.039				
13	1	1:57.552	25.023	47.927	44.602	257.1	34:58.596	46	2	1:54.191	23.993	47.477	42.721	258.4	2:30:11.230				
14	1	1:58.772	25.884	48.431	44.457	259.0	36:57.368	47	2	1:54.929	24.314	47.723	42.892	259.6	2:32:06.159				
<table border="0" style="width:100%; border-collapse: collapse;"> <tr> <td style="width:10%; border: 1px solid black; text-align: center;">91</td> <td style="width:35%; border: 1px solid black;"> Herberth Motorsport 1.Alex MALYKHIN 2.Joel STURM </td> <td style="width:35%; border: 1px solid black;"> 3.Harry KING GT </td> <td style="width:20%; border: 1px solid black; text-align: right;"> Porsche 911 GT3 R </td> </tr> </table>																91	Herberth Motorsport 1.Alex MALYKHIN 2.Joel STURM	3.Harry KING GT	Porsche 911 GT3 R
91	Herberth Motorsport 1.Alex MALYKHIN 2.Joel STURM	3.Harry KING GT	Porsche 911 GT3 R																
1	1	2:07.872	33.723	49.327	44.822	253.5	2:07.872	51	2	1:54.990	24.554	47.586	42.850	260.9	2:39:46.182				
2	1	3:52.266	45.240	1:50.306	1:16.720	...	6:00.138	52	2	1:54.737	24.301	47.503	42.933	260.9	2:41:40.919				
3	1	3:33.702	1:07.358	1:22.251	1:04.093	179.7	9:33.840	53	2	1:55.077	24.416	47.702	42.959	260.2	2:43:35.996				
4	1	2:21.153	31.673	1:01.191	48.289	131.2	11:54.993	54	2	1:54.532	24.179	47.529	42.824	260.2	2:45:30.528				
5	1	1:58.592	24.696	48.900	44.996	262.8	13:53.585	55	2	1:55.639	24.309	47.573	43.757	261.5	2:47:26.167				
6	1	1:56.196	24.659	47.851	43.686	261.5	15:49.781	56	2	1:57.114	24.336	47.559	45.219	259.6	2:49:23.281				
7	1	1:56.443	24.541	48.528	43.374	250.6	17:46.224	57	2	1:55.420	24.453	47.794	43.173	262.1	2:51:18.701				
8	1	1:56.878	24.750	48.171	43.957	260.9	19:43.102	58	2	1:55.597	24.481	47.731	43.385	260.2	2:53:14.298				
9	1	3:28.338	25.420	1:45.927	1:16.991	...	23:11.440	59	2	1:55.499	24.556	47.776	43.167	259.6	2:55:09.797				
								60	2	1:55.101	24.387	47.592	43.122	259.6	2:57:04.898				
								61	2	1:55.170	24.384	47.801	42.985	259.0	2:59:00.068				
								62	2	1:55.480	24.575	47.395	43.510	260.9	3:00:55.548				





Asian Le Mans Series 4 Hours of Abu Dhabi Race 1

Sector Analysis

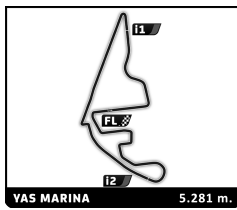
Lap	D	Time	Sector 1	Sector 2	Sector 3	T. Spd	Elapsed	Lap under Red Flag	Invalidated Lap	Personal Best	Session Best	B Crossing the pit lane
63	2	1:55.792	24.596	47.640	43.556	259.6	3:02:51.340					
64	2	1:55.262	24.613	47.573	43.076	259.6	3:04:46.602					
65	2	1:54.992	24.295	47.498	43.199	260.2	3:06:41.594					
66	2	1:55.445	24.604	47.587	43.254	260.2	3:08:37.039					
67	2	1:57.874	25.772	48.651	43.451	263.4	3:10:34.913					
68	2	1:55.730	24.626	47.517	43.587	260.9	3:12:30.643					
69	2	1:55.146	24.488	47.429	43.229	261.5	3:14:25.789					
70	2	1:57.774	24.505	47.425	45.844	261.5	3:16:23.563					
71	3	3:44.774	2:11.449	49.618	43.707	255.3	3:20:08.337					
72	3	1:55.779	24.631	48.556	42.592	255.9	3:22:04.116					
73	3	1:54.264	24.265	47.592	42.407	258.4	3:23:58.380					
74	3	1:53.884	24.019	47.553	42.312	255.9	3:25:52.264					
75	3	1:54.264	24.112	47.537	42.615	254.7	3:27:46.528					
76	3	1:53.897	24.006	47.496	42.395	257.1	3:29:40.425					
77	3	1:54.506	24.527	47.516	42.463	258.4	3:31:34.931					
78	3	1:53.616	24.073	47.216	42.327	257.1	3:33:28.547					
79	3	1:54.060	24.222	47.414	42.424	259.0	3:35:22.607					
80	3	1:54.159	24.064	47.541	42.554	255.3	3:37:16.766					
81	3	1:54.471	24.116	47.572	42.783	260.2	3:39:11.237					
82	3	1:54.332	24.083	47.249	43.000	257.8	3:41:05.569					
83	3	1:54.830	24.530	47.350	42.950	262.8	3:43:00.399					
84	3	1:54.479	24.353	47.485	42.641	259.6	3:44:54.878					
85	3	1:54.613	24.634	47.367	42.612	258.4	3:46:49.491					
86	3	1:54.535	24.335	47.546	42.654	259.6	3:48:44.026					
87	3	1:54.429	24.160	47.594	42.675	258.4	3:50:38.455					
88	3	1:55.099	24.249	47.962	42.888	259.0	3:52:33.554					
89	3	1:54.888	24.468	47.570	42.850	257.8	3:54:28.442					
90	3	1:54.496	24.210	47.449	42.837	259.6	3:56:22.938					
91	3	1:54.455	24.173	47.522	42.760	259.0	3:58:17.393					
92	3	1:54.774	24.120	47.726	42.928	257.8	4:00:12.167					
93	3	1:55.439	24.437	47.550	43.452	260.2	4:02:07.606					
94	3	1:54.793	24.581	47.640	42.572	259.6	4:04:02.399					

95		TF Sport	Aston Martin Vantage AMR GT3				GT
		1. John HARTSHORNE	3. Jonathan ADAM				
		2. Henrique CHAVES					

Lap	D	Time	Sector 1	Sector 2	Sector 3	T. Spd	Elapsed
1	2	2:10.405	35.994	48.573	45.838	257.8	2:10.405
2	2	3:52.373	45.339	1:50.968	1:16.066		6:02.778
3	2	3:33.726	1:07.698	1:21.984	1:04.044	147.3	9:36.504
4	2	2:19.764	31.599	1:01.287	46.878	120.4	11:56.268
5	2	1:55.895	24.384	47.849	43.662	259.6	13:52.163
6	2	1:55.591	24.510	48.112	42.969	256.5	15:47.754
7	2	1:53.637	23.872	46.989	42.776	265.4	17:41.391
8	2	1:55.812	24.091	48.067	43.654	255.3	19:37.203
9	2	3:20.406	24.963	1:39.552	1:15.891		22:57.609
10	1	5:02.141	1:59.649	1:46.039	1:16.453		27:59.750
11	1	2:24.934	48.739	50.072	46.123	252.3	30:24.684
12	1	2:00.101	26.765	48.484	44.852	259.0	32:24.785
13	1	1:57.624	24.918	48.044	44.662	260.2	34:22.409
14	1	1:57.769	24.779	48.175	44.815	260.2	36:20.178
15	1	1:58.479	25.094	48.471	44.914	259.0	38:18.657
16	1	1:59.917	24.860	48.275	46.782	260.2	40:18.574
17	1	2:00.973	24.961	50.321	45.691	254.7	42:19.547
18	1	1:58.235	24.846	47.817	45.572	262.1	44:17.782

Lap	D	Time	Sector 1	Sector 2	Sector 3	T. Spd	Elapsed
19	1	1:59.397	24.956	48.700	45.741	262.8	46:17.179
20	1	2:02.534	27.639	49.077	45.818	258.4	48:19.713
21	1	2:30.242	27.828	49.319	1:13.095	259.6	50:49.955
22	1	4:05.203	B 1:05.648	1:25.363	1:34.192		54:55.158
23	1	45:10.459	1:00.341	1:16.391	...		1:40:05.617
24	1	2:20.526	37.120	56.596	46.810	181.2	1:42:26.143
25	1	2:00.245	25.780	49.622	44.843	219.1	1:44:26.388
26	1	1:58.422	25.268	48.586	44.568	240.5	1:46:24.810
27	1	2:05.900	B 24.898	49.345	51.657	259.0	1:48:30.710
28	1	2:27.579	52.966	49.677	44.936	235.8	1:50:58.289
29	1	1:59.121	24.864	47.880	46.377	260.2	1:52:57.410
30	1	2:00.117	27.643	48.162	44.312	261.5	1:54:57.527
31	1	1:56.766	24.611	47.826	44.329	262.1	1:56:54.293
32	1	1:56.483	24.694	47.409	44.380	262.1	1:58:50.776
33	1	1:56.747	24.605	47.506	44.636	262.1	2:00:47.523
34	1	1:56.707	24.818	47.488	44.401	262.1	2:02:44.230
35	1	1:58.119	24.598	48.966	44.555	251.2	2:04:42.349
36	1	1:57.122	24.704	47.988	44.430	261.5	2:06:39.471
37	1	2:03.351	B 24.689	48.655	50.007	260.9	2:08:42.822
38	1	5:30.794	2:27.260	1:47.486	1:16.048		2:14:13.616
39	1	3:53.280	52.872	1:44.847	1:15.561		2:18:06.896
40	1	2:04.764	30.947	48.910	44.907	257.1	2:20:11.660
41	1	1:58.138	25.081	47.855	45.202	261.5	2:22:09.798
42	1	2:01.236	B 24.925	47.755	48.556	262.1	2:24:11.034
43	3	3:45.674	2:12.360	49.294	44.020	250.6	2:27:56.708
44	3	1:54.756	24.484	47.371	42.901	260.2	2:29:51.464
45	3	1:53.916	24.489	47.042	42.385	262.8	2:31:45.380
46	3	1:53.934	24.133	46.939	42.862	260.9	2:33:39.314
47	3	1:53.892	24.096	46.927	42.869	260.9	2:35:33.206
48	3	1:53.406	24.035	46.896	42.475	261.5	2:37:26.612
49	3	1:53.311	24.018	46.885	42.408	260.9	2:39:19.923
50	3	1:53.209	23.993	46.797	42.419	261.5	2:41:13.132
51	3	1:53.716	24.034	47.082	42.600	260.9	2:43:06.848
52	3	1:54.203	24.339	47.206	42.658	260.9	2:45:01.051
53	3	1:54.746	24.093	47.580	43.073	260.9	2:46:55.797
54	3	1:53.939	24.084	47.193	42.662	259.6	2:48:49.736
55	3	1:55.449	24.267	48.155	43.027	242.7	2:50:45.185
56	3	1:54.703	24.241	47.545	42.917	261.5	2:52:39.888
57	3	1:55.249	24.342	47.571	43.336	259.0	2:54:35.137
58	3	1:54.371	24.298	47.195	42.878	262.1	2:56:29.508
59	3	1:54.953	24.223	47.192	43.538	261.5	2:58:24.461
60	3	1:54.370	24.285	47.266	42.819	261.5	3:00:18.831
61	3	1:54.075	24.265	47.099	42.711	261.5	3:02:12.906
62	3	1:53.922	24.167	46.978	42.777	262.1	3:04:06.828
63	3	1:53.686	24.243	46.816	42.627	262.8	3:06:00.514
64	3	1:54.440	23.998	47.632	42.810	260.9	3:07:54.954
65	3	1:54.602	24.169	46.857	43.576	262.8	3:09:49.556
66	3	1:55.705	25.124	46.859	43.722	264.7	3:11:45.261
67	3	1:54.349	24.241	46.880	43.228	263.4	3:13:39.610
68	3	1:54.452	24.204	46.945	43.303	262.8	3:15:34.062
69	3	1:54.026	24.174	46.884	42.968	264.1	3:17:28.088
70	3	1:54.142	24.213	46.916	43.013	262.1	3:19:22.230
71	3	1:54.128	24.268	46.832	43.028	262.8	3:21:16.358





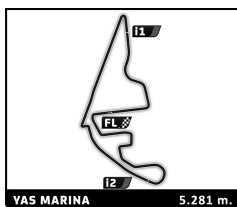
Asian Le Mans Series 4 Hours of Abu Dhabi Race 1

Sector Analysis

Lap under Red Flag Invalidated Lap Personal Best Session Best Crossing the pit lane

Lap	D	Time	Sector 1	Sector 2	Sector 3	T. Spd	Elapsed	Lap	D	Time	Sector 1	Sector 2	Sector 3	T. Spd	Elapsed
72	3	1:54.345	24.190	47.169	42.986	264.7	3:23:10.703	29	3	1:45.100	21.518	44.189	39.393	281.2	1:49:20.602
73	3	1:57.151 B	24.480	47.027	45.644	265.4	3:25:07.854	30	3	1:46.047	21.931	45.361	38.755	259.0	1:51:06.649
74	2	3:45.802	2:12.265	49.710	43.827	257.8	3:28:53.656	31	3	1:46.283	21.458	44.928	39.897	275.5	1:52:52.932
75	2	1:54.509	24.395	47.374	42.740	262.8	3:30:48.165	32	3	1:44.593	21.480	44.477	38.636	282.0	1:54:37.525
76	2	1:54.356	24.351	47.237	42.768	260.9	3:32:42.521	33	3	1:48.373 B	21.776	44.866	41.731	281.2	1:56:25.898
77	2	1:54.706	24.255	47.068	43.383	262.8	3:34:37.227	34	2	3:39.228	2:12.250	46.145	40.833	265.4	2:00:05.126
78	2	1:54.180	24.161	47.245	42.774	262.8	3:36:31.407	35	2	1:45.069	22.226	44.576	38.267	279.8	2:01:50.195
79	2	1:53.858	24.008	47.178	42.672	262.1	3:38:25.265	36	2	1:45.543	22.041	44.315	39.187	278.4	2:03:35.738
80	2	1:54.018	23.995	47.189	42.834	263.4	3:40:19.283	37	2	1:44.245	21.864	44.165	38.216	280.5	2:05:19.983
81	2	1:54.246	24.141	47.278	42.827	263.4	3:42:13.529	38	2	1:46.024	22.172	44.343	39.509	282.0	2:07:06.007
82	2	1:53.696	23.949	46.936	42.811	262.8	3:44:07.225	39	2	1:43.624	21.370	44.265	37.989	280.5	2:08:49.631
83	2	1:53.722	23.999	47.028	42.695	262.8	3:46:00.947	40	2	1:59.071	21.508	44.813	52.750	281.2	2:10:48.702
84	2	1:53.697	23.926	47.013	42.758	263.4	3:47:54.644	41	2	3:54.345 B	53.555	1:44.337	1:16.453		2:14:43.047
85	2	1:54.182	24.025	47.194	42.963	262.1	3:49:48.826	42	2	4:29.649 B	2:24.838	1:23.055	41.756		2:19:12.696
86	2	1:54.299	24.113	47.115	43.071	263.4	3:51:43.125	43	2	2:11.961	48.902	44.813	38.246	271.4	2:21:24.657
87	2	1:53.997	23.984	47.251	42.762	262.1	3:53:37.122	44	2	1:44.888	21.652	44.621	38.615	278.4	2:23:09.545
88	2	1:54.633	23.990	47.591	43.052	247.1	3:55:31.755	45	2	1:44.629	22.578	44.105	37.946	282.0	2:24:54.174
89	2	1:54.389	24.192	47.258	42.939	262.8	3:57:26.144	46	2	1:43.857	21.215	44.190	38.452	282.0	2:26:38.031
90	2	1:54.375	24.175	47.330	42.870	264.1	3:59:20.519	47	2	1:44.274	21.737	44.268	38.269	281.2	2:28:22.305
91	2	1:55.491	24.051	48.151	43.289	252.9	4:01:16.010	48	2	1:45.355	22.325	44.883	38.147	279.8	2:30:07.660
92	2	1:54.306	24.046	47.014	43.246	262.8	4:03:10.316	49	2	1:44.134	21.648	44.050	38.436	280.5	2:31:51.794
93	2	1:54.400	24.149	47.520	42.731	262.8	4:05:04.716	50	2	1:44.136	21.885	44.089	38.162	281.2	2:33:35.930
98															
99 Racing							Oreca 07 - Gibson								
1. Neel JANI			3. Ahmad AL HARTHY				LMP2								
2. Nikita MAZEPIN															
1	3	1:51.047	23.184	46.845	41.018	244.9	1:51.047	51	2	1:44.004	21.310	43.892	38.802	280.5	2:35:19.934
2	3	3:46.052	38.259	1:48.011	1:19.782		5:37.099	52	2	1:44.014	21.374	44.150	38.490	282.0	2:37:03.948
3	3	3:32.846	1:00.078	1:29.333	1:03.435		9:09.945	53	2	1:46.652	22.380	44.354	39.918	282.0	2:38:50.600
4	3	2:30.282	33.843	1:00.184	56.255	154.9	11:40.227	54	2	1:44.608	22.084	44.059	38.465	282.0	2:40:35.208
5	3	1:46.296	22.406	44.905	38.985	259.0	13:26.523	55	2	1:44.803	22.039	44.384	38.380	281.2	2:42:20.011
6	3	1:44.945	21.609	44.369	38.967	268.0	15:11.468	56	2	1:45.133	22.138	44.059	38.936	282.0	2:44:05.144
7	3	1:44.949	21.707	44.136	39.106	261.5	16:56.417	57	2	1:44.363	21.431	44.075	38.857	282.0	2:45:49.507
8	3	1:44.028	21.407	44.019	38.602	282.7	18:40.445	58	2	1:44.364	21.746	44.323	38.295	281.2	2:47:33.871
9	3	2:03.644	21.563	44.755	57.326	262.8	20:44.089	59	2	1:46.262	21.561	44.096	40.605	282.0	2:49:20.133
10	3	3:56.022 B	53.606	1:45.286	1:17.130		24:40.111	60	2	1:43.984	21.467	44.128	38.389	280.5	2:51:04.117
11	3	4:55.200	2:27.729	1:44.873	42.598		29:35.311	61	2	1:46.272	21.485	45.050	39.737	279.8	2:52:50.389
12	3	1:50.283	22.144	45.164	42.975	267.3	31:25.594	62	2	1:44.191	21.375	44.179	38.637	282.0	2:54:34.580
13	3	1:47.306	21.759	45.806	39.741	262.8	33:12.900	63	2	1:47.930 B	21.578	44.529	41.823	280.5	2:56:22.510
14	3	1:47.185	23.053	44.005	40.127	279.8	35:00.085	64	1	3:01.705	1:36.704	44.773	40.228	272.7	2:59:24.215
15	3	1:46.869	23.035	44.067	39.767	280.5	36:46.954	65	1	1:45.851	22.318	44.537	38.996	275.5	3:01:10.066
16	3	1:45.550	21.685	44.715	39.150	279.8	38:32.504	66	1	1:46.321	21.699	44.179	40.443	281.2	3:02:56.387
17	3	1:45.877	21.854	44.064	39.959	280.5	40:18.381	67	1	1:45.122	21.668	44.806	38.648	264.1	3:04:41.509
18	3	1:44.481	21.559	44.289	38.633	280.5	42:02.862	68	1	1:44.286	21.492	44.243	38.551	281.2	3:06:25.795
19	3	1:44.503	21.396	44.047	39.060	281.2	43:47.365	69	1	1:45.779	21.648	44.246	39.885	281.2	3:08:11.574
20	3	1:45.071	21.355	44.369	39.347	280.5	45:32.436	70	1	1:45.286	22.327	44.248	38.711	282.0	3:09:56.860
21	3	1:49.067	21.379	44.243	43.445	282.7	47:21.503	71	1	1:45.818	21.651	44.427	39.740	282.7	3:11:42.678
22	3	3:13.899	38.249	1:21.338	1:14.312		50:35.402	72	1	1:48.572	22.398	44.874	41.300	282.7	3:13:31.250
23	3	4:00.790 B	1:08.677	1:26.128	1:25.985		54:36.192	73	1	1:46.287	22.366	45.014	38.907	282.0	3:15:17.537
24	3	4:01.392	58.834	1:26.574	1:35.984		58:37.584	74	1	1:46.514	22.792	44.312	39.410	273.4	3:17:04.051
25	3	43:36.130	...	1:01.112	51.545	127.8	1:42:13.714	75	1	1:45.596	22.535	44.093	38.968	282.7	3:18:49.647
26	3	1:51.458	24.024	46.493	40.941	251.7	1:44:05.172	76	1	1:46.390	22.412	44.518	39.460	275.5	3:20:36.037
27	3	1:45.769	22.356	44.385	39.028	279.1	1:45:50.941	77	1	1:47.392	21.973	44.397	41.022	279.8	3:22:23.429
28	3	1:44.561	21.783	44.182	38.596	279.8	1:47:35.502	78	1	1:46.290	22.437	44.186	39.667	274.8	3:24:09.719
								79	1	1:46.514	22.476	44.646	39.392	269.3	3:25:56.233
								80	1	1:46.004	22.576	44.455	38.973	283.5	3:27:42.237
								81	1	1:46.338	22.762	44.154	39.422	282.7	3:29:28.575





Asian Le Mans Series 4 Hours of Abu Dhabi Race 1

Sector Analysis

VAS MARINA 5.281 m.

Lap under Red Flag Invalidated Lap Personal Best Session Best B Crossing the pit lane

Lap	D	Time	Sector 1	Sector 2	Sector 3	T. Spd	Elapsed	Lap	D	Time	Sector 1	Sector 2	Sector 3	T. Spd	Elapsed
82	1	1:47.585	22.418	44.369	40.798	282.0	3:31:16.160	32	2	1:55.164	24.425	47.462	43.277	257.8	3:28:06.803
83	1	1:50.790	22.012	44.455	44.323	282.7	3:33:06.950	33	2	1:56.650	24.639	47.902	44.109	256.5	3:30:03.453
84	1	3:01.603	1:34.893	46.297	40.413	260.9	3:36:08.553	34	2	1:55.725	24.649	47.562	43.514	259.0	3:31:59.178
85	1	1:44.144	21.641	43.975	38.528	279.8	3:37:52.697	35	2	1:55.332	24.416	47.516	43.400	259.0	3:33:54.510
86	1	1:49.416	22.518	44.772	42.126	280.5	3:39:42.113	36	2	1:58.772	24.725	47.919	46.128	258.4	3:35:53.282
87	1	2:13.356	48.909	44.480	39.967	280.5	3:41:55.469	37	2	1:57.100	26.184	47.861	43.055	259.0	3:37:50.382
88	1	1:44.548	21.856	44.076	38.616	281.2	3:43:40.017	38	2	1:56.269	24.452	48.196	43.621	261.5	3:39:46.651
89	1	1:45.284	21.683	44.462	39.139	280.5	3:45:25.301	39	2	1:58.060	24.797	48.680	44.583	254.1	3:41:44.711
90	1	1:43.510	21.550	43.962	37.998	280.5	3:47:08.811	40	2	1:55.356	24.434	47.940	42.982	257.8	3:43:40.067
91	1	1:46.047	21.390	44.915	39.742	264.7	3:48:54.858	41	2	1:55.245	24.391	47.695	43.159	260.9	3:45:35.312
92	1	1:44.786	21.869	44.705	38.212	274.8	3:50:39.644	42	2	1:57.744	25.709	48.468	43.567	250.0	3:47:33.056
93	1	1:45.163	23.023	43.862	38.278	280.5	3:52:24.807	43	2	1:55.265	24.262	47.665	43.338	255.9	3:49:28.321
94	1	1:44.771	21.327	44.134	39.310	281.2	3:54:09.578	44	2	1:57.374	24.286	47.669	45.419	257.1	3:51:25.695
95	1	1:44.743	21.940	44.023	38.780	281.2	3:55:54.321								
96	1	1:48.108	23.065	44.417	40.626	282.0	3:57:42.429								
97	1	1:44.903	21.945	44.347	38.611	276.9	3:59:27.332								
98	1	1:46.283	21.348	43.808	41.127	284.2	4:01:13.615								
99	1	1:45.418	23.239	43.885	38.294	281.2	4:02:59.033								
100	1	1:43.843	21.446	44.221	38.176	283.5	4:04:42.876								

99 Herberth Motorsport Porsche 911 GT3 R
 1.Ralf BOHN 3.Robert RENAUER GT
 2.Axcil JEFFRIES

1	1	2:27.043	40.938	58.088	48.017	182.4	2:27.043
2	1	3:45.213	35.598	1:52.383	1:17.232	122.2	6:12.256
3	1	3:32.012	1:08.167	1:20.740	1:03.105	164.4	9:44.268
4	1	2:19.501	31.079	1:03.058	45.364	142.3	12:03.769
5	1	1:58.417	25.394	48.621	44.402	242.2	14:02.186
6	1	1:58.111	25.285	48.891	43.935	232.8	16:00.297
7	1	1:57.110	24.982	48.641	43.487	253.5	17:57.407
8	1	1:56.844	24.875	48.221	43.748	257.8	19:54.251
9	1	3:38.239	36.240	1:45.858	1:16.141		23:32.490
10	1	5:41.742	2:53.377	1:47.528	1:00.837		29:14.232
11	1	2:00.406	25.968	49.338	45.100	254.1	31:14.638
12	1	1:57.587	25.277	48.700	43.610	257.1	33:12.225
13	1	1:58.221	26.194	48.191	43.836	257.1	35:10.446
14	1	1:56.320	24.764	48.016	43.540	255.9	37:06.766
15	1	2:00.529	24.858	48.556	47.115	251.2	39:07.295
16	1	2:23.451	51.518	48.224	43.709	256.5	41:30.746
17	1	2:04.405	24.890	49.152	50.363	255.9	43:35.151
18	2	17:40.744	...	52.026	45.142	226.4	3:01:15.895
19	2	1:56.364	24.865	48.431	43.068	246.6	3:03:12.259
20	2	1:55.396	24.526	47.840	43.030	257.1	3:05:07.655
21	2	1:54.877	24.497	47.713	42.667	256.5	3:07:02.532
22	2	1:54.454	24.273	47.582	42.599	255.9	3:08:56.986
23	2	1:54.380	24.200	47.533	42.647	256.5	3:10:51.366
24	2	1:54.701	24.261	47.868	42.572	255.9	3:12:46.067
25	2	1:54.858	24.285	47.646	42.927	259.6	3:14:40.925
26	2	1:54.252	24.193	47.506	42.553	259.6	3:16:35.177
27	2	1:54.580	24.303	47.517	42.760	257.8	3:18:29.757
28	2	1:54.776	24.177	47.722	42.877	257.1	3:20:24.533
29	2	1:55.940	25.018	47.925	42.997	257.8	3:22:20.473
30	2	1:55.073	24.243	47.761	43.069	259.0	3:24:15.546
31	2	1:56.093	24.542	48.327	43.224	256.5	3:26:11.639

