

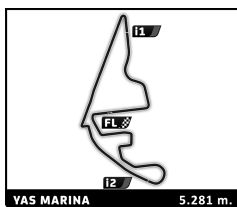
Asian Le Mans Series 4 Hours of Abu Dhabi Warm Up

Sector Analysis

Lap under Red Flag Invalidated Lap Personal Best Session Best B Crossing the pit lane

Lap	D	Time	Sector 1	Sector 2	Sector 3	T. Spd	Elapsed	Lap	D	Time	Sector 1	Sector 2	Sector 3	T. Spd	Elapsed	
1	CD Sport		Ligier JS P320 - Nissan			LMP3										
	1. Michael JENSEN		3. Valdemar ERIKSEN													
	2. Nick ADCOCK															
	1	3	2:19.161	45.814	50.221	43.126	214.3	2:19.161								
	2	3	1:53.174	23.795	46.946	42.433	259.6	4:12.335								
	3	3	1:50.818	23.169	46.398	41.251	262.8	6:03.153								
	4	3	1:50.457	23.114	46.402	40.941	263.4	7:53.610								
	5	3	1:50.972	23.261	46.380	41.331	265.4	9:44.582								
	6	3	1:50.965	22.916	46.331	41.718	266.0	11:35.547								
7	3	1:50.363	23.029	46.224	41.110	265.4	13:25.910									
8	3	1:50.490	23.082	46.236	41.172	266.0	15:16.400									
2	CD Sport		Ligier JS P320 - Nissan			LMP3										
	1. Vladislav LOMKO		3. Jacques WOLFF													
	2. James SWEETNAM															
	1	3	2:25.298	45.554	54.398	45.346	194.6	2:25.298								
	2	3	1:55.985	24.344	48.675	42.966	251.7	4:21.283								
	3	3	1:55.040	23.804	47.451	43.785	252.3	6:16.323								
	4	3	1:55.407	23.828	48.309	43.270	261.5	8:11.730								
	5	3	1:56.957	24.661	48.617	43.679	248.3	10:08.687								
	6	3	1:55.089	24.253	47.691	43.145	260.9	12:03.776								
7	3	1:55.183	23.921	47.573	43.689	262.8	13:58.959									
8	3	1:57.290	23.815	48.793	44.682	244.9	15:56.249									
3	DKR Engineering		Oreca 07 - Gibson			LMP2										
	1. Salih YOLUC		3. Ayhancan GUVEN													
	2. Charlie EASTWOOD															
	1	3	2:48.367	1:13.532	50.165	44.670	201.9	2:48.367								
	2	3	1:49.434	23.969	45.904	39.561	243.8	4:37.801								
	3	3	1:45.325	21.643	44.586	39.096	276.9	6:23.126								
	4	3	1:47.796 B	22.122	43.927	41.747	278.4	8:10.922								
	5	2	4:06.265	2:41.054	45.290	39.921	251.7	12:17.187								
	6	2	1:47.143	22.107	44.096	40.940	277.6	14:04.330								
7	2	1:45.663	21.321	45.210	39.132	266.7	15:49.993									
4	Nielsen Racing		Ligier JS P320 - Nissan			LMP3										
	1. Tony WELLS															
	2. Matthew BELL															
	1	1	2:47.361	1:08.227	51.357	47.777	191.2	2:47.361								
	2	1	1:55.375	25.074	48.246	42.055	242.7	4:42.736								
	3	1	1:52.424	23.728	47.087	41.609	261.5	6:35.160								
4	1	1:51.288	23.373	46.431	41.484	262.1	8:26.448									
5	1	2:00.748 B	23.504	47.659	49.585	227.8	10:27.196									
5	DKR Engineering		Duqueine M30 - D08 - Nissan			LMP3										
	1. Tom VAN ROMPUY															
	2. Valentino CATALANO															
	1	1	2:42.574	1:03.491	53.034	46.049	185.6	2:42.574								
	2	1	1:57.254	24.387	48.976	43.891	230.8	4:39.828								
	3	1	1:53.218	23.886	47.469	41.863	260.9	6:33.046								
	4	1	1:52.374	23.572	47.032	41.770	265.4	8:25.420								
	5	1	1:52.549	23.606	47.004	41.939	265.4	10:17.969								
	6	1	1:53.114	23.563	47.014	42.537	266.0	12:11.083								
7	1	1:53.991	23.672	46.901	43.418	264.7	14:05.074									
8	1	1:57.676 B	23.550	47.061	47.065	264.1	16:02.750									
6	Haupt Racing Team		Mercedes AMG GT3			GT										
	1. Arjun MAINI		3. Michael BLANCHEMAIN													
	2. Frank BIRD															
	1	1	3:05.717	1:25.969	52.581	47.167	230.8	3:05.717								
	2	1	1:59.422	25.610	48.799	45.013	256.5	5:05.139								
	3	1	1:57.905	24.071	49.530	44.304	234.8	7:03.044								
	4	1	1:53.577	23.993	47.161	42.423	259.0	8:56.621								
	5	1	1:53.165	23.818	47.010	42.337	259.0	10:49.786								
	6	1	2:02.310	23.767	52.701	45.842	235.8	12:52.096								
7	1	1:53.095	23.827	46.932	42.336	259.0	14:45.191									
8	1	2:00.264 B	23.987	47.999	48.278	259.6	16:45.455									
7	Haupt Racing Team		Mercedes AMG GT3			GT										
	1. Al Faisal AL ZUBAIR		3. Martin KONRAD													
	2. Luca STOLZ															
	1	2	2:40.438 B	1:01.223	51.309	47.906	198.9	2:40.438								
	2	2	2:53.252 B	1:17.997	49.122	46.133	241.6	5:33.690								
	3	2	3:44.039	2:11.391	49.804	42.844	246.6	9:17.729								
4	2	1:58.797	23.953	46.980	47.864	260.2	11:16.526									
5	2	1:52.960	23.795	47.018	42.147	258.4	13:09.486									
6	2	1:52.884	23.759	47.041	42.084	259.0	15:02.370									
8	Graff Racing		Ligier JS P320 - Nissan			LMP3										
	1. Fabrice ROSSELLO		3. Francois HERIAU													
	2. Xavier LLOVERAS															
	1	1	2:48.291	57.132	1:01.224	49.935	150.4	2:48.291								
	2	1	1:58.889	26.199	49.270	43.420	213.0	4:47.180								
	3	1	1:54.457	24.189	47.851	42.417	229.3	6:41.637								
	4	1	1:54.750	23.709	47.211	43.830	258.4	8:36.387								
	5	1	1:52.909	24.138	47.098	41.673	262.1	10:29.296								
	6	1	1:54.429	23.683	46.762	43.984	262.8	12:23.725								
7	1	1:56.815	25.742	48.241	42.832	258.4	14:20.540									
8	1	1:52.883	23.534	46.730	42.619	262.1	16:13.423									
9	Graff Racing		Ligier JS P320 - Nissan			LMP3										
	1. Eric TROUILLET		3. Belen GARCIA													
	2. Sebastien PAGE															
	1	2	2:35.470	59.635	50.215	45.620	197.8	2:35.470								
	2	2	1:56.401	24.767	47.925	43.709	252.9	4:31.871								
	3	2	1:55.768	24.939	47.651	43.178	257.1	6:27.639								
	4	2	1:52.767	23.733	46.746	42.288	260.9	8:20.406								
	5	2	1:52.454	23.533	46.788	42.133	262.8	10:12.860								
	6	2	1:53.835	24.091	46.569	43.175	264.1	12:06.695								
7	2	1:52.989	23.540	46.957	42.492	263.4	13:59.684									
8	2	1:54.488	23.622	47.705	43.161	257.1	15:54.172									
10	Getspeed		Mercedes AMG GT3			GT										
	1. Raffaele MARCIELLO		3. Florian SCHOLZE													
	2. Fabian SCHILLER															
	1	2	2:56.098	1:16.169	53.703	46.226	157.2	2:56.098								
	2	2	1:59.222	24.820	50.665	43.737	191.2	4:55.320								
	3	2	1:56.560	24.602	48.075	43.883	241.1	6:51.880								
4	2	1:53.652	23.985	47.257	42.410	259.0	8:45.532									
5	2	1:55.903 B	23.636	47.097	45.170	259.0	10:41.435									
6	2	3:12.866 B	1:26.254	53.266	53.346	187.2	13:54.301									



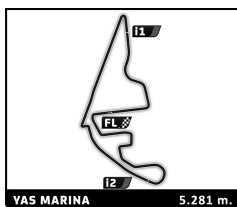


Asian Le Mans Series 4 Hours of Abu Dhabi Warm Up

Sector Analysis

Lap under Red Flag Invalidated Lap Personal Best Session Best B Crossing the pit lane

Lap	D	Time	Sector 1	Sector 2	Sector 3	T. Spd	Elapsed	Lap	D	Time	Sector 1	Sector 2	Sector 3	T. Spd	Elapsed		
11	WTM by Rinaldi Racing <small>Duqueine M30 - D08 - Nissan</small>							LMP3	1.Torsten KRATZ 3.Nicolas VARRONE								
	2.Leonard WEISS																
	1	2	3:06.344	1:18.449	59.254	48.641	169.0		3:06.344	2	2	1:43.975	21.503	44.796	37.676	264.1	4:07.097
	2	2	1:59.647	25.475	51.006	43.166	182.7		5:05.991	3	2	1:47.253	21.290	43.899	42.064	279.8	5:54.350
	3	2	1:54.720	23.701	47.166	43.853	259.6		7:00.711	4	2	1:42.472	21.089	43.748	37.635	279.1	7:36.822
	4	2	1:49.335	22.836	46.120	40.379	266.0		8:50.046	5	2	1:46.468	21.411	44.540	40.517	281.2	9:23.290
	5	2	1:52.244	23.138	46.156	42.950	267.3		10:42.290	6	2	2:02.646	20.991	43.802	57.853	280.5	11:25.936
	6	2	1:54.302 B	22.925	46.505	44.872	265.4		12:36.592	7	2	1:42.625	21.077	43.545	38.003	279.1	13:08.561
7	2	3:47.394 B	2:12.660	48.761	45.973	229.3	16:23.986	8	2	1:42.470	21.199	43.720	37.551	279.8	14:51.031		
9	2	1:49.914 B		22.291	44.385	43.238	279.1	16:40.945	9	2	1:49.914 B	22.291	44.385	43.238	279.1	16:40.945	
16	Getspeed <small>Mercedes AMG GT3</small>							GT	1.Bihuang ZHOU 3.Alexandre IMPERATORI								
	2.Zhongwei WANG																
	1	1	3:19.081	1:37.380	53.475	48.226	186.9		3:19.081	1	3	2:19.353	50.089	47.772	41.492	208.9	2:19.353
	2	1	2:00.203	26.803	49.092	44.308	250.6		5:19.284	2	3	1:46.322	21.606	44.280	40.436	278.4	4:05.675
	3	1	1:56.709	24.691	48.567	43.451	256.5		7:15.993	3	3	1:47.020 B	21.357	44.125	41.538	279.8	5:52.695
	4	1	1:57.301	24.524	47.999	44.778	255.9		9:13.294	4	1	3:44.670	2:17.299	46.081	41.290	229.3	9:37.365
	5	1	2:02.026 B	24.385	47.984	49.657	257.1		11:15.320	5	1	1:49.367	23.601	44.863	40.903	271.4	11:26.732
	6	3	3:27.846	1:55.864	48.647	43.335	256.5		14:43.166	6	1	1:46.746	21.904	44.872	39.970	276.2	13:13.478
7	3	1:54.904	24.126	47.884	42.894	257.1	16:38.070	7	1	1:46.025	21.666	44.707	39.652	274.1	14:59.503		
8	1	1:45.551		21.517	44.565	39.469	270.0	16:45.054	8	1	1:45.551	21.517	44.565	39.469	270.0	16:45.054	
17	COOL Racing <small>Ligier JS P320 - Nissan</small>							LMP3	1.Cedric OLTRAMARE 3.Marcos SIEBERT								
	2.Adrien CHILA																
	1	1	3:37.294 B	1:58.416	51.290	47.588	203.4		3:37.294	1	3	2:44.366	1:13.035	47.481	43.850	238.4	2:44.366
	2	1	2:20.831	51.448	47.797	41.586	236.8		5:58.125	2	3	1:48.108	23.115	45.587	39.406	268.7	4:32.474
	3	1	1:51.433	23.460	46.763	41.210	260.2		7:49.558	3	3	1:47.119	22.635	44.290	40.194	274.1	6:19.593
	4	1	1:50.823	23.079	46.610	41.134	262.8		9:40.381	4	3	1:44.295	21.563	44.452	38.280	274.1	8:03.888
	5	1	1:49.959	23.041	46.380	40.538	263.4		11:30.340	5	3	1:43.668	21.487	43.917	38.264	274.8	9:47.556
	6	1	1:49.612	22.884	46.272	40.456	263.4		13:19.952	6	3	1:49.347 B	21.426	44.733	43.188	252.3	11:36.903
7	1	1:50.318	22.837	45.917	41.564	264.1	15:10.270	7	3	1:49.347 B	21.426	44.733	43.188	252.3	11:36.903		
19	Leipert Motorsport <small>Lamborghini Huracan GT3 Evo</small>							GT	1.Gabriel RINDONE 3.Marco MAPELLI								
	2.Brendon LEITCH																
	1	3	3:00.942	1:11.181	59.332	50.429	143.0		3:00.942	1	2	2:08.295	41.930	47.096	39.269	245.5	2:08.295
	2	3	2:11.737	27.434	57.243	47.060	160.5		5:12.679	2	2	1:44.584	21.575	44.280	38.729	277.6	3:52.879
	3	3	1:55.861	24.701	48.129	43.031	246.0		7:08.540	3	2	1:43.045	21.238	43.996	37.811	277.6	5:35.924
	4	3	1:55.983 B	24.033	46.945	45.005	261.5		9:04.523	4	2	1:44.169	21.951	44.012	38.206	279.1	7:20.093
	5	3	3:26.399 B	1:43.414	52.952	50.033	199.3		12:30.922	5	2	1:49.239 B	22.080	44.739	42.420	273.4	9:09.332
	6	3	3:34.744	2:11.184	44.941	38.619	268.7		12:44.076	6	3	3:34.744	2:11.184	44.941	38.619	268.7	12:44.076
7	3	1:43.150	21.260	43.859	38.031	279.8	14:27.226	7	3	1:43.150	21.260	43.859	38.031	279.8	14:27.226		
8	3	1:45.571	21.791	43.967	39.813	278.4	16:12.797	8	3	1:45.571	21.791	43.967	39.813	278.4	16:12.797		
21	AF Corse <small>Ferrari 488 GT3</small>							GT	1.Stefano CONSTANTINI 3.Miguel MOLINA								
	2.Simon MANN																
	1	2	2:36.995	59.523	52.101	45.371	205.3		2:36.995	1	2	2:43.507	1:04.439	53.195	45.873	177.3	2:43.507
	2	2	1:56.711	24.959	48.113	43.639	257.1		4:33.706	2	2	1:53.933	23.877	48.594	41.462	236.8	4:37.440
	3	2	1:55.529	24.679	47.843	43.007	259.0		6:29.235	3	2	1:52.092	23.739	46.789	41.564	264.1	6:29.532
	4	2	1:55.292	24.419	48.094	42.779	252.9		8:24.527	4	2	1:52.920	24.306	47.160	41.454	262.1	8:22.452
	5	2	1:54.894	24.186	47.934	42.774	255.9		10:19.421	5	2	1:51.450	23.174	46.581	41.695	264.1	10:13.902
	6	2	1:55.548	24.201	47.808	43.539	259.0		12:14.969	6	2	1:53.076	23.719	46.864	42.493	264.7	12:06.978
7	2	1:54.986	24.411	47.730	42.845	258.4	14:09.955	7	2	1:58.848 B	23.557	47.021	48.270	264.7	14:05.826		
8	2	1:55.780	24.357	47.649	43.774	257.8	16:05.735	8	2	1:55.780	24.357	47.649	43.774	257.8	16:05.735		
22	United Autosports <small>Oreca 07 - Gibson</small>							LMP2	1.Philip HANSON 3.James MCGUIRE								
	2.Paul DI RESTA																
	1	2	2:23.122	56.192	47.164	39.766	226.9		2:23.122	1	2	3:54.862	2:19.849	49.789	45.224	229.3	3:54.862
23	United Autosports <small>Oreca 07 - Gibson</small>							LMP2	1.Yasser SHAHIN 3.Oliver JARVIS								
	2.Garnet PATTERSON																
	1	3	2:19.353	50.089	47.772	41.492	208.9		2:19.353	1	3	2:19.353	50.089	47.772	41.492	208.9	2:19.353
	2	3	1:46.322	21.606	44.280	40.436	278.4		4:05.675	2	3	1:46.322	21.606	44.280	40.436	278.4	4:05.675
	3	3	1:47.020 B	21.357	44.125	41.538	279.8		5:52.695	3	3	1:47.020 B	21.357	44.125	41.538	279.8	5:52.695
	4	1	3:44.670	2:17.299	46.081	41.290	229.3		9:37.365	4	1	3:44.670	2:17.299	46.081	41.290	229.3	9:37.365
	5	1	1:49.367	23.601	44.863	40.903	271.4		11:26.732	5	1	1:49.367	23.601	44.863	40.903	271.4	11:26.732
	6	1	1:46.746	21.904	44.872	39.970	276.2		13:13.478	6	1	1:46.746	21.904	44.872	39.970	276.2	13:13.478
7	1	1:46.025	21.666	44.707	39.652	274.1	14:59.503	7	1	1:46.025	21.666	44.707	39.652	274.1	14:59.503		
8	1	1:45.551		21.517	44.565	39.469	270.0	16:45.054	8	1	1:45.551	21.517	44.565	39.469	270.0	16:45.054	
24	Nielsen Racing <small>Oreca 07 - Gibson</small>							LMP2	1.Rodrigo SALES 3.Mathias BECHE								
	2.Ben HANLEY																
	1	3	2:44.366	1:13.035	47.481	43.850	238.4		2:44.366	1	3	2:44.366	1:13.035	47.481	43.850	238.4	2:44.366
	2	3	1:48.108	23.115	45.587	39.406	268.7		4:32.474	2	3	1:48.108	23.115	45.587	39.406	268.7	4:32.474
	3	3	1:47.119	22.635	44.290	40.194	274.1		6:19.593	3	3	1:47.119	22.635	44.290	40.194	274.1	6:19.593
	4	3	1:44.295	21.563	44.452	38.280	274.1		8:03.888	4	3	1:44.295	21.563	44.452	38.280	274.1	8:03.888
	5	3	1:43.668	21.487	43.917	38.264	274.8		9:47.556	5	3	1:43.668	21.487	43.917	38.264	274.8	9:47.556
	6	3	1:49.347 B	21.426	44.733	43.188	252.3		11:36.903	6	3	1:49.347 B	21.426	44.733	43.188	252.3	11:36.903
25	Algarve Pro Racing <small>Oreca 07 - Gibson</small>							LMP2	1.John FALB 3.Kyffin SIMPSON								
	2.James ALLEN																
	1	2	2:08.295	41.930	47.096	39.269	245.5		2:08.295	1	2	2:08.295	41.930	47.096	39.269	245.5	2:08.295
	2	2	1:44.584	21.575	44.280	38.729	277.6		3:52.879	2	2	1:44.584	21.575	44.280	38.729	277.6	3:52.879
	3	2															



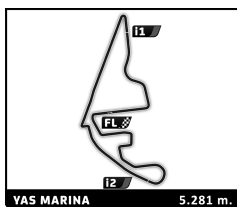
Asian Le Mans Series 4 Hours of Abu Dhabi Warm Up

Sector Analysis

Lap under Red Flag Invalidated Lap Personal Best Session Best B Crossing the pit lane

Lap	D	Time	Sector 1	Sector 2	Sector 3	T. Spd	Elapsed	Lap	D	Time	Sector 1	Sector 2	Sector 3	T. Spd	Elapsed
2	2	1:55.005	24.434	47.750	42.821	259.0	5:49.867	3	3	2:00.219 B	23.860	48.182	48.177	229.3	6:50.213
3	2	1:54.512	24.408	47.384	42.720	261.5	7:44.379	4	1	3:42.618 B	2:11.157	47.333	44.128	258.4	10:32.831
4	2	1:54.370	24.072	47.402	42.896	261.5	9:38.749	5	3	3:50.165 B	2:13.139	48.620	48.406	230.8	14:22.996
5	2	1:58.188	24.580	47.623	45.985	255.3	11:36.937	57 Car Guy Ferrari 488 GT3 GT							
6	2	1:53.895	24.012	47.151	42.732	260.9	13:30.832	1.Takeshi KIMURA 3.Mikkel JENSEN							
7	2	1:54.020	24.021	47.233	42.766	260.2	15:24.852	2.Frederik SCHANDORFF							
								1	3	2:18.245 B	40.089	51.131	47.025	208.1	2:18.245
								2	3	2:53.535	1:15.067	50.357	48.111	198.5	5:11.780
								3	3	1:55.281	24.485	48.063	42.733	257.1	7:07.061
								4	3	1:53.787	24.193	47.330	42.264	258.4	9:00.848
								5	3	1:53.443	23.753	47.393	42.297	258.4	10:54.291
								6	3	1:53.555	23.761	47.411	42.383	258.4	12:47.846
								7	3	1:53.539	23.818	47.596	42.125	257.8	14:41.385
								8	3	1:53.936	23.907	47.717	42.312	258.4	16:35.321
								59 Garage 59 McLaren 720S GT3 GT							
								1.Nick HALSTEAD 3.Rob BELL							
								2.Louis PRETTE							
1	2	3:25.940	1:42.972	56.836	46.132	189.8	3:25.940	1	2	1:58.303	24.550	49.398	44.355	247.7	5:24.243
2	2	1:50.790	22.451	47.090	41.249	215.1	5:03.584	3	2	1:53.620	24.059	47.226	42.335	259.6	7:17.863
3	2	1:47.211	21.687	45.024	40.500	259.0	6:50.795	4	2	1:54.429	23.902	47.109	43.418	262.8	9:12.292
4	2	1:45.902	21.896	44.725	39.281	272.0	8:36.697	5	2	1:53.287	23.799	47.086	42.402	260.2	11:05.579
5	2	1:51.197 B	22.011	44.559	44.627	273.4	10:27.894	6	2	1:57.643 B	23.955	46.985	46.703	260.2	13:03.222
6	2	3:34.539	2:09.765	44.907	39.867	273.4	14:02.433	7	2	3:09.309 B	1:28.428	52.291	48.590	210.9	16:12.531
7	2	1:51.938	22.460	47.442	42.036	252.3	15:54.371	63 Inter Europol Competition Ligier JS P320 - Nissan LMP3							
								1.Adam ALI 3.James DAYSON							
								2.John SCHAUERMAN							
1	3	3:17.253	1:24.423	1:00.613	52.217	136.7	3:17.253	1	3	2:15.183	28.796	55.727	50.660	162.2	5:32.436
2	3	2:15.183	28.796	55.727	50.660	162.2	5:32.436	3	3	2:03.739	25.799	50.732	47.208	200.4	7:36.175
3	3	2:03.739	25.799	50.732	47.208	200.4	7:36.175	4	3	2:00.546	26.002	49.179	45.365	248.8	9:36.721
4	3	2:00.546	26.002	49.179	45.365	248.8	9:36.721	5	3	2:17.469	27.560	57.703	52.206	144.4	11:54.190
5	3	2:17.469	27.560	57.703	52.206	144.4	11:54.190	6	3	1:57.816	25.210	48.315	44.291	255.3	13:52.006
6	3	1:57.816	25.210	48.315	44.291	255.3	13:52.006	7	3	1:55.600	24.494	47.303	43.803	260.9	15:47.606
7	3	1:55.600	24.494	47.303	43.803	260.9	15:47.606	66 Bullitt Racing Aston Martin Vantage AMR GT3 GT							
								1.Valentin HASSE-CLOT 3.Martin BERRY							
								2.Jacob RIEGEL							
1	1	2:38.247 B	53.988	54.414	49.845	221.8	2:38.247	1	1	3:44.364	2:11.542	48.734	44.088	254.7	6:22.611
2	1	3:44.364	2:11.542	48.734	44.088	254.7	6:22.611	3	1	1:54.638	24.586	47.188	42.864	262.1	8:17.249
3	1	1:54.638	24.586	47.188	42.864	262.1	8:17.249	4	1	1:54.027	24.217	47.133	42.677	262.8	10:11.276
4	1	1:54.027	24.217	47.133	42.677	262.8	10:11.276	5	1	1:57.696 B	24.215	47.051	46.430	264.7	12:08.972
5	1	1:57.696 B	24.215	47.051	46.430	264.7	12:08.972	6	2	3:41.645	2:10.658	47.488	43.499	260.9	15:50.617
6	2	3:41.645	2:10.658	47.488	43.499	260.9	15:50.617	72 Hub Auto Racing Mercedes AMG GT3 GT							
								1.Liam TALBOT 3.Ollie MILLROY							
								2.Jules GOUNON							
1	2	2:37.074 B	50.077	54.120	52.877	192.5	2:37.074	1	2	2:51.829	1:17.332	50.489	44.008	212.2	5:28.903
2	2	2:51.829	1:17.332	50.489	44.008	212.2	5:28.903	3	2	1:54.667	24.425	47.587	42.655	255.9	7:23.570
3	2	1:54.667	24.425	47.587	42.655	255.9	7:23.570	4	2	1:52.844	23.811	47.128	41.905	259.6	9:16.414
4	2	1:52.844	23.811	47.128	41.905	259.6	9:16.414	5	2	1:53.115	23.586	47.063	42.466	259.0	11:09.529
5	2	1:53.115	23.586	47.063	42.466	259.0	11:09.529	6	2	1:53.470	23.734	47.342	42.394	259.0	13:02.999
6	2	1:53.470	23.734	47.342	42.394	259.0	13:02.999	7	2	1:52.702	23.632	47.185	41.885	258.4	14:55.701
7	2	1:52.702	23.632	47.185	41.885	258.4	14:55.701								
								55 Rinaldi Racing Duqueine M30 - D08 - Nissan LMP3							
								1.Lorcan HANAFIN 3.Jonas RIED							
								2.Matthias LUETHEN							
1	3	2:53.513	1:15.050	53.718	44.745	154.3	2:53.513	1	3	1:56.481	24.972	49.193	42.316	235.8	4:49.994
2	3	1:56.481	24.972	49.193	42.316	235.8	4:49.994								





Asian Le Mans Series 4 Hours of Abu Dhabi Warm Up

Sector Analysis

VAS MARINA 5.281 m.

Lap under Red Flag Invalidated Lap Personal Best Session Best B Crossing the pit lane

Lap	D	Time	Sector 1	Sector 2	Sector 3	T. Spd	Elapsed	Lap	D	Time	Sector 1	Sector 2	Sector 3	T. Spd	Elapsed	
8	2	1:56.032	B	23.673	47.770	44.589	257.8	16:51.733	4	3	1:54.722	23.942	47.352	43.428	257.8	9:05.022
73 Inter Europol Competition Ligier JS P320 - Nissan								5	3	1:54.837	24.212	47.248	43.377	257.1	10:59.859	
1.John CORBETT 3.James WINSLOW LMP3								6	3	1:54.035	24.133	47.267	42.635	257.8	12:53.894	
2.Alexander BUKHANTSOV								7	3	1:55.231	24.056	47.394	43.781	256.5	14:49.125	
1	3	3:20.074	1:30.227	56.302	53.545	148.6	3:20.074	8	3	1:54.652	24.100	47.362	43.190	257.1	16:43.777	
2	3	2:22.517	28.539	1:03.631	50.347	154.9	5:42.591									
3	3	2:12.949	24.594	58.842	49.513	134.5	7:55.540									
4	3	2:05.448	25.105	53.923	46.420	156.3	10:00.988									
5	3	2:18.450	24.538	55.586	58.326	166.2	12:19.438									
6	3	2:04.567	23.568	54.513	46.486	192.9	14:24.005									
7	3	1:53.818	23.005	48.267	42.546	197.4	16:17.823									
77 D'Station Racing Aston Martin Vantage AMR GT3																
1.Satoshi HOSHINO 3.Charlie FAGG GT																
2.Tomonobu FUJII																
1	2	2:52.677	1:08.808	51.970	51.899	213.0	2:52.677									
2	2	2:05.284	25.621	51.179	48.484	243.2	4:57.961									
3	2	1:54.962	24.470	47.495	42.997	259.0	6:52.923									
4	2	1:53.780	24.072	47.046	42.662	260.2	8:46.703									
5	2	1:58.162	B	23.992	47.174	46.996	260.9	10:44.865								
6	2	3:41.831	2:10.176	48.299	43.356	248.8	14:26.696									
7	2	1:54.831	24.191	47.563	43.077	254.7	16:21.527									
88 Garage 59 McLaren 720S GT3																
1.Alexander WEST 3.Marvin KIRCHHOFER GT																
2.Benjamin GOETHE																
1	2	3:03.371	1:20.896	55.071	47.404	187.2	3:03.371									
2	2	1:56.032	24.804	48.159	43.069	258.4	4:59.403									
3	2	1:54.763	24.187	47.901	42.675	259.6	6:54.166									
4	2	1:54.965	24.731	47.614	42.620	259.6	8:49.131									
5	2	1:54.399	24.013	47.598	42.788	260.9	10:43.530									
6	2	1:54.126	24.146	47.475	42.505	260.2	12:37.656									
7	2	1:55.044	24.150	47.642	43.252	259.0	14:32.700									
8	2	1:53.917	24.023	47.399	42.495	259.0	16:26.617									
95 TF Sport Aston Martin Vantage AMR GT3																
1.John HARTSHORNE 3.Jonathan ADAM GT																
2.Henrique CHAVES																
1	3	2:46.561	1:05.274	52.093	49.194	201.5	2:46.561									
2	3	1:59.632	25.601	50.543	43.488	228.8	4:46.193									
3	3	1:59.304	B	24.459	48.738	46.107	251.2	6:45.497								
98 99 Racing Oreca 07 - Gibson																
1.Neel JANI 3.Ahmad AL HARTHY LMP2																
2.Nikita MAZEPIN																
1	3	2:43.382	56.006	1:00.773	46.603	150.0	2:43.382									
2	3	1:51.793	24.628	46.424	40.741	257.8	4:35.175									
3	3	1:51.380	B	22.609	45.100	43.671	274.8	6:26.555								
4	2	3:38.686	2:11.304	45.897	41.485	266.0	10:05.241									
5	2	1:49.690	B	22.234	46.139	41.317	274.1	11:54.931								
6	1	3:42.451	2:13.731	46.953	41.767	232.3	15:37.382									
99 Herberth Motorsport Porsche 911 GT3 R																
1.Ralf BOHN 3.Robert RENAUER GT																
2.Axcil JEFFRIES																
1	3	3:18.348	1:38.239	53.169	46.940	195.7	3:18.348									
2	3	1:57.689	25.987	48.221	43.481	254.7	5:16.037									
3	3	1:54.263	24.219	47.345	42.699	257.1	7:10.300									

