

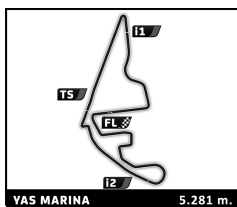
## Asian Le Mans Series 4 Hours of Abu Dhabi Private Test Session

### Sector Analysis

Lap under Red Flag    Invalidated Lap    Personal Best    Session Best    Crossing the pit lane

Lap	D	Time	Sector 1	Sector 2	Sector 3	T. Spd	Elapsed	Lap	D	Time	Sector 1	Sector 2	Sector 3	T. Spd	Elapsed									
<b>2</b>	<b>CD Sport</b> 1. Michael JENSEN    3. Fabien LAVERGNE 2. Nick ADCOCK							Ligier JS P320 - Nissan LMP3																
	1	3	2:31.708	55.504	52.706	43.498	212.6	2:31.708	33	1	1:45.780	21.366	44.009	40.405	285.0	1:50:00.168								
	2	3	1:52.348	23.834	47.056	41.458	259.6	4:24.056	34	1	1:44.513	21.756	43.959	38.798	284.2	1:51:44.681								
	3	3	<b>1:50.423</b>	<b>23.123</b>	46.678	<b>40.622</b>	267.3	6:14.479	35	1	1:45.052	21.206	44.288	39.558	285.7	1:53:29.733								
	4	3	1:55.958 <b>B</b>	23.622	47.231	45.105	264.7	8:10.437	36	1	1:48.491	23.190	44.132	41.169	284.2	1:55:18.224								
	5	1	3:54.581	2:23.294	48.002	43.285	260.2	12:05.018	37	1	1:46.847	21.705	44.014	41.128	279.8	1:57:05.071								
	6	1	1:54.786	23.808	47.161	43.817	265.4	13:59.804	38	1	1:45.047	21.334	43.866	39.847	286.5	1:58:50.118								
	7	1	1:55.190	23.938	47.788	43.464	264.1	15:54.994	39	1	1:47.514	22.772	44.620	40.122	281.2	2:00:37.632								
	8	1	1:55.573	24.280	47.924	43.369	264.1	17:50.567	<b>4</b>	<b>Crowdstrike Racing by APR</b> 1. George KURTZ    3. Malthe JAKOBSEN 2. Colin BRAUN							Oreca 07 - Gibson LMP2							
	9	1	1:59.048 <b>B</b>	23.893	47.772	47.383	260.2	19:49.615		1	1	2:16.983	44.359	49.028	43.596	215.1	2:16.983							
	10	1	3:41.396	1:58.190	56.060	47.146	197.4	23:31.011		2	1	1:47.829	22.705	46.106	39.018	240.0	4:04.812							
	11	1	1:55.035	24.778	47.591	42.666	262.8	25:26.046		3	1	1:45.428	21.343	44.078	40.007	285.0	5:50.240							
	12	1	1:52.557	23.832	46.749	41.976	265.4	27:18.603		4	1	1:49.322	23.426	45.643	40.253	241.1	7:39.562							
	13	1	1:52.270	23.394	<b>46.568</b>	42.308	265.4	29:10.873		5	1	1:46.580	21.545	44.439	40.596	282.7	9:26.142							
	14	1	1:54.309	23.463	47.391	43.455	255.3	31:05.182		6	1	1:49.373	23.882	45.234	40.257	284.2	11:15.515							
	15	1	<b>3:41.029 <b>B</b></b>	42.406	1:39.676	1:18.947	80.1	34:46.211		7	1	1:55.410	23.370	50.020	42.020	284.2	13:10.925							
<b>3</b> <b>DKR Engineering</b> 1. Alexander MATTSCHULL    3. Laurents HÖRR 2. Tom DILLMANN								Oreca 07 - Gibson LMP2								8	1	1:48.139	21.891	44.851	41.397	285.7	14:59.064	
								1		1	2:38.054	1:01.282	50.613	46.159	201.1	2:38.054	9	1	1:50.325	21.877	45.027	43.421	234.3	16:49.389
								2		1	1:52.655	24.623	46.087	41.945	241.6	4:30.709	10	1	2:13.094 <b>B</b>	24.718	55.802	52.574	180.6	19:02.483
								3		1	1:46.499	22.020	44.265	40.214	280.5	6:17.208	11	1	3:23.215	1:54.474	47.020	41.721	231.8	22:25.698
								4		1	1:47.146	21.785	45.252	40.109	274.1	8:04.354	12	1	1:45.702	22.140	44.274	39.288	282.7	24:11.400
								5		1	1:47.256	21.801	44.207	41.248	282.0	9:51.610	13	1	1:45.035	21.500	44.275	39.260	285.7	25:56.435
								6		1	1:48.575	23.263	44.341	40.971	282.0	11:40.185	14	1	1:48.809	21.775	45.350	41.684	278.4	27:45.244
								7		1	1:47.998	21.935	44.460	41.603	285.7	13:28.183	15	1	1:49.075	23.109	44.804	41.162	285.0	29:34.319
								8	1	1:47.393	21.612	45.223	40.558	250.6	15:15.576	16	1	1:50.605	24.304	45.214	41.087	285.0	31:24.924	
								9	1	1:47.969	23.572	44.284	40.113	282.0	17:03.545	17	1	<b>3:36.328 <b>B</b></b>	31.486	1:45.119	1:19.723	80.5	35:01.252	
								10	1	1:47.901	21.817	45.169	40.915	285.7	18:51.446	18	3	9:04.540	7:39.063	45.456	40.021	252.3	44:05.792	
								11	1	1:46.465	22.128	44.411	39.926	282.0	20:37.911	19	3	1:43.510	21.742	43.695	38.073	283.5	45:49.302	
								12	1	1:52.036 <b>B</b>	21.631	44.884	45.521	255.9	22:29.947	20	3	1:42.147	20.921	43.484	37.742	283.5	47:31.449	
								13	3	3:33.146	2:10.012	44.371	38.763	280.5	26:03.093	21	3	1:43.538	20.834	43.275	39.429	286.5	49:14.987	
								14	3	1:44.682	21.226	43.858	39.598	283.5	27:47.775	22	3	<b>1:41.182</b>	20.769	<b>43.113</b>	<b>37.300</b>	286.5	50:56.169	
								15	3	1:46.396	22.130	44.267	39.999	281.2	29:34.171	23	3	1:45.359	20.868	43.507	40.984	288.0	52:41.528	
16	3	1:43.312	21.446	43.620	38.246	287.2	31:17.483	24	3	1:42.686	20.905	43.424	38.357	284.2	54:24.214									
17	3	<b>3:26.104 <b>B</b></b>	23.503	1:43.780	1:18.821	79.6	34:43.587	25	3	1:43.311	21.126	43.918	38.267	279.1	56:07.525									
18	3	10:43.138	9:12.183	50.011	40.944	200.4	45:26.725	26	3	1:41.965	20.737	43.570	37.658	286.5	57:49.490									
19	3	1:50.970	22.190	45.972	42.808	241.1	47:17.695	27	3	1:44.555	21.158	43.405	39.992	288.0	59:34.045									
20	3	1:42.089	21.010	43.505	37.574	284.2	48:59.784	28	3	1:42.089	21.324	43.263	37.502	286.5	1:01:16.134									
21	3	<b>1:41.211</b>	<b>20.801</b>	<b>43.303</b>	<b>37.107</b>	285.7	50:40.995	29	3	1:42.863	21.062	43.214	38.587	287.2	1:02:58.997									
22	3	1:46.286	23.560	44.329	38.397	275.5	52:27.281	30	3	1:42.721	<b>20.744</b>	44.645	37.332	282.7	1:04:41.718									
23	3	1:44.778	21.403	43.542	39.833	286.5	54:12.059	31	3	<b>3:16.501 <b>B</b></b>	20.680	1:33.900	1:21.921	74.8	1:07:58.219									
24	3	1:43.020	21.894	43.499	37.627	287.2	55:55.079	32	2	35:08.005	...	47.292	42.560	247.1	1:43:06.224									
25	3	1:47.760 <b>B</b>	21.934	43.687	42.139	286.5	57:42.839	33	2	1:48.598 <b>B</b>	21.711	44.049	42.838	282.7	1:44:54.822									
26	1	5:28.728	4:02.722	45.928	40.078	276.2	1:03:11.567	34	1	3:23.690	1:49.479	47.412	46.799	223.6	1:48:18.512									
27	1	1:46.473	21.560	44.967	39.946	285.7	1:04:58.040	35	1	1:45.603	22.462	44.146	38.995	282.7	1:50:04.115									
28	1	<b>3:41.167 <b>B</b></b>	30.890	1:47.017	1:23.260	83.6	1:08:39.207	36	1	1:48.062	21.418	44.253	42.391	284.2	1:51:52.177									
29	1	34:15.321	...	49.620	42.538	208.5	1:42:54.528	37	1	1:45.849	21.825	44.185	39.839	284.2	1:53:38.026									
30	1	1:46.544	22.099	44.771	39.674	276.9	1:44:41.072	38	1	1:47.226	22.559	44.155	40.512	285.0	1:55:25.252									
31	1	1:46.200	21.865	44.230	40.105	283.5	1:46:27.272	39	1	1:45.705	21.265	44.261	40.179	282.7	1:57:10.957									
32	1	1:47.116	21.573	45.090	40.453	280.5	1:48:14.388	40	1	1:44.157	21.467	44.141	38.549	285.0	1:58:55.114									
								41	1	1:47.477	22.155	45.404	39.918	249.4	2:00:42.591									





## Asian Le Mans Series 4 Hours of Abu Dhabi Private Test Session

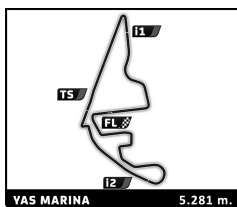
### Sector Analysis

VAS MARINA 5.281 m.

Lap under Red Flag    Invalidated Lap    Personal Best    Session Best    Crossing the pit lane

Lap	D	Time	Sector 1	Sector 2	Sector 3	T. Spd	Elapsed	Lap	D	Time	Sector 1	Sector 2	Sector 3	T. Spd	Elapsed			
<b>7</b>	<b>AlManar Racing by GetSpeed</b> 1. Al Faisal AL ZUBAIR    3. Anthony LIU 2. Fabian SCHILLER							Mercedes-AMG GT3 EVO GT										
	1	2	3:35.947	1:59.967	51.415	44.565	241.6	3:35.947	13	2	1:54.782	24.044	47.982	42.756	257.1	27:25.882		
	2	2	1:53.654	24.326	47.168	42.160	257.8	5:29.601	14	2	1:54.015	24.304	47.362	42.349	259.6	29:19.897		
	<b>8</b>	<b>EBM</b> 1. Setiawan SANTOSO    3. Bastian BUUS 2. Tanart SATHIENTHIRAKU							Porsche 911 GT3 R GT									
		1	2	2:46.862	1:02.106	55.268	49.488	199.3	2:46.862	15	2	1:53.688	23.903	47.277	42.508	260.2	31:13.585	
		2	2	2:04.986	26.948	51.044	46.994	216.0	4:51.848	16	2	3:23.171 B	24.987	1:40.891	1:17.293	80.2	34:36.756	
		<b>9</b>	<b>GetSpeed</b> 1. Anthony BARTONE    3. Martin KONRAD 2. Aaron WALKER							Mercedes-AMG GT3 EVO GT								
			1	1	2:49.942	1:06.415	52.704	50.823	195.7	2:49.942	17	1	10:38.088	9:04.340	48.852	44.896	255.3	45:14.844
			2	1	2:08.340	26.633	49.545	52.162	224.1	4:58.282	18	1	1:57.533	25.117	48.267	44.149	259.6	47:12.377





## Asian Le Mans Series 4 Hours of Abu Dhabi Private Test Session

### Sector Analysis

VAS MARINA 5.281 m.

Lap under Red Flag    Invalidated Lap    Personal Best    Session Best    Crossing the pit lane

Lap	D	Time	Sector 1	Sector 2	Sector 3	T. Spd	Elapsed	Lap	D	Time	Sector 1	Sector 2	Sector 3	T. Spd	Elapsed
26	3	2:30.085 B	25.637	49.065	1:15.383	259.6	1:06:27.963	7	1	32:08.719	...	52.004	44.053	216.4	44:44.959
27	3	38:02.296	...	52.461	48.375	247.1	1:44:30.259	8	1	1:53.607	24.409	47.234	41.964	251.7	46:38.566
28	3	1:59.059	25.777	47.829	45.453	257.8	1:46:29.318	9	1	1:56.468	24.288	48.569	43.611	232.8	48:35.034
29	3	1:53.347	24.015	47.124	42.208	259.6	1:48:22.665	10	1	1:52.967	23.758	47.017	42.192	257.1	50:28.001
30	3	1:53.424	23.713	47.219	42.492	260.9	1:50:16.089	11	1	1:51.351	23.509	46.623	41.219	260.9	52:19.352
31	3	2:03.927	24.758	48.411	50.758	254.1	1:52:20.016	12	1	1:55.905	24.408	47.120	44.377	250.0	54:15.257
32	3	1:53.704	23.854	47.284	42.566	259.6	1:54:13.720	13	1	1:55.077 B	23.417	46.832	44.828	262.1	56:10.334
33	3	1:55.095	23.956	48.001	43.138	261.5	1:56:08.815	14	2	4:30.945	3:01.208	47.741	41.996	260.2	1:00:41.279
34	3	1:53.724	24.013	47.026	42.685	259.6	1:58:02.539	15	2	1:52.727	23.828	46.872	42.027	263.4	1:02:34.006
35	3	1:54.183	24.645	47.380	42.158	262.1	1:59:56.722	16	2	1:52.355	23.795	46.797	41.763	264.7	1:04:26.361
36	3	1:53.543	23.756	47.409	42.378	260.9	2:01:50.265	17	2	2:51.339 B	23.751	1:10.444	1:17.144	204.5	1:07:17.700

**11** Attempto Racing  
1. Aleksi NESOV  
2. Sergey TITARENKO

Audi R8 LMS GT3 EVO II  
3. Ilya GORBATSKY  
GT

1	2	3:08.609	1:25.734	53.573	49.302	182.7	3:08.609
2	2	1:59.955	26.436	48.986	44.533	254.7	5:08.564
3	2	2:01.783	25.960	49.403	46.420	259.6	7:10.347
4	2	1:59.024	26.202	48.143	44.679	259.6	9:09.371
5	2	1:57.533	25.084	47.851	44.598	259.6	11:06.904
6	2	1:57.008	24.814	47.886	44.308	259.6	13:03.912
7	2	2:01.443 B	24.811	47.926	48.706	259.0	15:05.355
8	3	4:54.538	3:07.871	50.543	56.124	255.3	19:59.893
9	3	2:02.554	26.298	49.737	46.519	257.8	22:02.447
10	3	1:59.591	25.848	48.344	45.399	258.4	24:02.038
11	3	2:00.782	26.190	49.216	45.376	255.9	26:02.820
12	3	1:58.306	25.584	48.288	44.434	257.1	28:01.126
13	3	2:00.984	26.054	50.171	44.759	256.5	30:02.110
14	3	2:17.603 B	25.608	48.969	1:03.026	259.0	32:19.713
15	1	11:45.813	...	51.691	44.257	211.8	44:05.526
16	1	1:56.926	24.579	47.970	44.377	258.4	46:02.452
17	1	1:54.459	24.073	47.693	42.693	258.4	47:56.911
18	1	1:54.041	23.886	47.403	42.752	258.4	49:50.952
19	1	1:54.378	24.226	47.642	42.510	257.8	51:45.330
20	1	1:54.636	24.002	47.327	43.307	259.0	53:39.966
21	1	1:59.649 B	25.067	47.583	46.999	258.4	55:39.615
22	1	47:47.741	...	50.551	44.719	210.5	1:43:27.356
23	1	1:55.546	24.639	47.923	42.984	255.3	1:45:22.902
24	1	1:54.925	24.037	48.275	42.613	258.4	1:47:17.827
25	1	1:54.083	24.153	47.419	42.511	257.1	1:49:11.910
26	1	1:54.739	24.275	47.568	42.896	256.5	1:51:06.649
27	1	1:58.351 B	24.138	47.538	46.675	256.5	1:53:05.000
28	2	3:41.072	2:08.171	48.037	44.864	257.1	1:56:46.072
29	2	1:57.971	25.071	48.902	43.998	259.6	1:58:44.043
30	2	1:56.827	24.965	47.822	44.040	259.6	2:00:40.870

**17** COOL Racing  
1. James WINSLOW  
2. Alexander BUKHANTSOV

Ligier JS P320 - Nissan  
3. Manuel ESPIRITO SANTO  
LMP3

1	3	2:54.343	1:17.673	52.703	43.967	199.6	2:54.343
2	3	1:55.113	24.034	47.744	43.335	223.1	4:49.456
3	3	1:55.371	23.783	48.286	43.302	219.1	6:44.827
4	3	1:47.952	22.753	45.633	39.566	265.4	8:32.779
5	3	1:50.386	22.609	45.935	41.842	266.7	10:23.165
6	3	2:13.075 B	22.517	45.502	1:05.056	266.7	12:36.240

18	2	37:14.436	...	52.009	47.634	226.4	1:44:32.136
19	2	1:58.650	26.075	48.290	44.285	247.7	1:46:30.786
20	2	1:59.826	24.562	47.511	47.753	258.4	1:48:30.612
21	2	1:52.721	24.003	46.615	42.103	262.8	1:50:23.333
22	2	1:51.144	23.420	46.430	41.294	265.4	1:52:14.477
23	2	1:51.536	24.073	46.351	41.112	266.0	1:54:06.013
24	2	1:49.787	23.283	45.957	40.547	264.1	1:55:55.800
25	2	1:49.888	23.098	46.018	40.772	264.1	1:57:45.688
26	2	1:49.927	23.048	45.811	41.068	266.7	1:59:35.615
27	2	1:53.732	23.653	46.700	43.379	267.3	2:01:29.347

**18** Huber Motorsport  
1. Stanislav MINSKY  
2. Jannes FITTJE

Porsche 911 GT3 R  
3. Dorian BOCCOLACCI  
GT

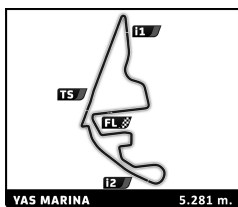
1	2	3:13.030	1:33.613	51.179	48.238	241.1	3:13.030
2	2	1:59.204	25.176	48.349	45.679	251.7	5:12.234
3	2	1:57.482	24.503	47.649	45.330	260.9	7:09.716
4	2	1:54.814	24.571	47.369	42.874	259.6	9:04.530
5	2	2:00.164	24.213	47.904	48.047	256.5	11:04.694
6	2	1:54.605	24.293	47.372	42.940	260.2	12:59.299
7	2	1:59.199	24.240	47.335	47.624	261.5	14:58.498
8	2	1:58.417	24.585	47.432	46.400	261.5	16:56.915
9	2	1:54.283	24.309	47.377	42.597	261.5	18:51.198
10	2	1:58.710 B	24.969	47.781	45.960	260.2	20:49.908
11	1	4:49.531	3:11.224	50.411	47.896	233.3	25:39.439
12	1	2:05.790	28.129	49.512	48.149	256.5	27:45.229
13	1	2:03.433	26.590	49.246	47.597	258.4	29:48.662
14	1	2:13.610 B	26.783	49.297	57.530	257.1	32:02.272
15	1	12:15.919	...	50.915	48.790	223.6	44:18.191
16	1	2:06.117	27.733	49.767	48.617	256.5	46:24.308
17	1	2:04.623	26.737	49.747	48.139	256.5	48:28.931
18	1	2:11.167	28.651	50.324	52.192	243.8	50:40.098
19	1	2:15.442 B	27.525	50.264	57.653	254.1	52:55.540
20	1	3:37.971	1:45.005	1:00.666	52.300	149.0	56:33.511
21	1	2:04.623	28.077	49.594	46.952	244.3	58:38.134
22	1	2:03.152	26.371	49.126	47.655	257.1	1:00:41.286
23	1	2:07.907	27.251	51.699	48.957	255.3	1:02:49.193
24	1	2:04.832	26.783	49.709	48.340	255.3	1:04:54.025
25	1	3:32.417 B	28.679	1:38.721	1:25.017	79.8	1:08:26.442
26	3	34:48.719	...	53.893	44.759	191.5	1:43:15.161
27	3	1:56.717	24.668	48.957	43.092	233.3	1:45:11.878
28	3	1:56.818	24.351	47.997	44.470	253.5	1:47:08.696
29	3	1:58.533	24.127	48.667	45.739	260.2	1:49:07.229











VAS MARINA 5.281 m.

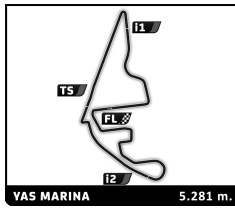
# Asian Le Mans Series 4 Hours of Abu Dhabi Private Test Session

## Sector Analysis

Lap under Red Flag Invalidated Lap Personal Best Session Best B Crossing the pit lane

Lap	D	Time	Sector 1	Sector 2	Sector 3	T. Spd	Elapsed	Lap	D	Time	Sector 1	Sector 2	Sector 3	T. Spd	Elapsed		
<b>26</b> <b>Bretton Racing</b> Ligier JS P320 - Nissan LMP3 1.Dan SKOCDOPOLE 3.Mihnea STEFAN 2.Julien GERBI																	
10	1	1:53.947	B	23.025	45.247	45.675	283.5	18:37.110	22	2	1:55.543	B	23.481	46.207	45.855	260.9	55:01.910
11	1	6:09.672		4:41.443	47.543	40.686	238.4	24:46.782	23	2	4:11.358	B	2:29.373	52.432	49.553	206.1	59:13.268
12	1	1:53.152		23.049	45.676	44.427	268.7	26:39.934	24	2	3:48.286		2:12.321	50.226	45.739	209.3	1:03:01.554
13	1	1:51.868		22.138	44.727	45.003	279.1	28:31.802	25	2	1:55.143		24.803	47.275	43.065	257.8	1:04:56.697
14	1	1:46.437		22.527	44.545	39.365	282.0	30:18.239	26	2	<b>3:39.362</b>	B	31.531	1:46.184	1:21.647	80.1	1:08:36.059
15	1	<b>2:05.027</b>	B	21.894	44.540	58.593	282.0	32:23.266	27	2	35:45.353		...	50.246	44.899	225.0	1:44:21.412
16	1	11:27.930		...	46.637	40.279	237.9	43:51.196	28	2	1:56.189		25.275	47.734	43.180	252.9	1:46:17.601
17	1	1:48.297		22.601	44.818	40.878	272.0	45:39.493	29	2	1:51.795		23.812	46.689	41.294	263.4	1:48:09.396
18	1	1:45.365		21.691	44.166	39.508	283.5	47:24.858	30	2	1:50.411		23.157	46.219	41.035	259.0	1:49:59.807
19	1	1:54.600		23.391	45.124	46.085	282.0	49:19.458	31	2	1:52.112		23.431	46.082	42.599	262.8	1:51:51.919
20	1	1:48.511		21.999	44.858	41.654	282.7	51:07.969	32	2	1:50.660		23.557	46.139	40.964	260.9	1:53:42.579
21	1	1:49.502		22.400	44.622	42.480	280.5	52:57.471	33	2	1:50.351		<b>22.874</b>	46.477	41.000	251.2	1:55:32.930
22	1	1:46.320		22.041	44.422	39.857	282.7	54:43.791	34	2	1:55.959		25.116	47.151	43.692	255.9	1:57:28.889
23	1	1:49.202		21.795	44.330	43.077	284.2	56:32.993	35	2	1:50.176		23.036	46.499	<b>40.641</b>	265.4	1:59:19.065
24	1	1:45.971		21.934	44.444	39.593	282.7	58:18.964	36	2	<b>1:49.647</b>		22.978	<b>45.974</b>	40.695	267.3	2:01:08.712
25	1	1:51.554	B	21.857	44.501	45.196	285.0	1:00:10.518									
26	3	3:29.758		2:06.489	44.316	38.953	278.4	1:03:40.276									
27	3	<b>1:57.287</b>	B	21.953	43.830	41.504	282.7	1:05:37.563									
28	3	36:48.097	B	...	46.112	43.489	238.9	1:42:25.660									
<b>27</b> <b>Optimum Motorsport</b> McLaren 720S GT3 1.Mark RADCLIFFE 3.Oliver MILLROY 2.Rob BELL GT																	
1	1	3:14.222		1:31.209	52.089	50.924	229.8	3:14.222	1	1	3:14.222	1:31.209	52.089	50.924	229.8	3:14.222	
2	1	1:59.954		25.919	49.390	44.645	251.2	5:14.176	2	1	1:59.954	25.919	49.390	44.645	251.2	5:14.176	
3	1	1:58.075		24.910	48.753	44.412	248.3	7:12.251	3	1	1:58.075	24.910	48.753	44.412	248.3	7:12.251	
4	1	2:00.638		24.856	48.219	47.563	249.4	9:12.889	4	1	2:00.638	24.856	48.219	47.563	249.4	9:12.889	
5	1	1:56.264		24.405	47.894	43.965	260.9	11:09.153	5	1	1:56.264	24.405	47.894	43.965	260.9	11:09.153	
6	1	1:57.482		24.529	48.313	44.640	259.0	13:06.635	6	1	1:57.482	24.529	48.313	44.640	259.0	13:06.635	
7	1	1:59.954	B	24.358	48.367	47.229	261.5	15:06.589	7	1	1:59.954	24.358	48.367	47.229	261.5	15:06.589	
8	1	4:13.910		2:27.785	58.125	48.000	206.9	19:20.499	8	1	4:13.910	2:27.785	58.125	48.000	206.9	19:20.499	
9	1	2:00.260		26.031	50.358	43.871	246.6	21:20.759	9	1	2:00.260	26.031	50.358	43.871	246.6	21:20.759	
10	1	1:57.276		24.410	47.708	45.158	260.2	23:18.035	10	1	1:57.276	24.410	47.708	45.158	260.2	23:18.035	
11	1	1:54.774		23.962	47.612	43.200	259.6	25:12.809	11	1	1:54.774	23.962	47.612	43.200	259.6	25:12.809	
12	1	1:55.266		24.087	47.339	43.840	259.6	27:08.075	12	1	1:55.266	24.087	47.339	43.840	259.6	27:08.075	
13	1	1:54.498		24.040	47.579	42.879	259.6	29:02.573	13	1	1:54.498	24.040	47.579	42.879	259.6	29:02.573	
14	1	1:55.593		<b>23.842</b>	48.046	43.705	257.8	30:58.166	14	1	1:55.593	<b>23.842</b>	48.046	43.705	257.8	30:58.166	
15	1	<b>2:53.309</b>	B	23.965	1:07.510	1:21.834	131.4	33:51.475	15	1	<b>2:53.309</b>	23.965	1:07.510	1:21.834	131.4	33:51.475	
16	2	10:24.152		8:48.904	49.520	45.728	230.3	44:15.627	16	2	10:24.152	8:48.904	49.520	45.728	230.3	44:15.627	
17	2	1:58.344		24.571	48.079	45.694	259.0	46:13.971	17	2	1:58.344	24.571	48.079	45.694	259.0	46:13.971	
18	2	1:53.808		24.052	<b>47.244</b>	42.512	258.4	48:07.779	18	2	1:53.808	24.052	<b>47.244</b>	42.512	258.4	48:07.779	
19	2	1:54.167		23.949	47.497	42.721	259.6	50:01.946	19	2	1:54.167	23.949	47.497	42.721	259.6	50:01.946	
20	2	1:58.399	B	24.104	47.421	46.874	261.5	52:00.345	20	2	1:58.399	24.104	47.421	46.874	261.5	52:00.345	
21	2	3:43.651		2:13.522	47.541	42.588	256.5	55:43.996	21	2	3:43.651	2:13.522	47.541	42.588	256.5	55:43.996	
22	2	1:54.025		23.966	47.294	42.765	258.4	57:38.021	22	2	1:54.025	23.966	47.294	42.765	258.4	57:38.021	
23	2	1:57.679		24.401	48.113	45.165	256.5	59:35.700	23	2	1:57.679	24.401	48.113	45.165	256.5	59:35.700	
24	2	1:57.056		24.070	47.609	45.377	259.6	1:01:32.756	24	2	1:57.056	24.070	47.609	45.377	259.6	1:01:32.756	
25	2	<b>1:53.571</b>		23.942	47.361	<b>42.268</b>	259.6	1:03:26.327	25	2	<b>1:53.571</b>	23.942	47.361	<b>42.268</b>	259.6	1:03:26.327	
26	2	<b>1:59.372</b>	B	24.012	47.515	47.845	259.6	1:05:25.699	26	2	<b>1:59.372</b>	24.012	47.515	47.845	259.6	1:05:25.699	
27	2	38:08.345		...	58.035	50.003	169.8	1:43:34.044	27	2	38:08.345	...	58.035	50.003	169.8	1:43:34.044	
28	2	2:05.968		27.157	53.681	45.130	191.2	1:45:40.012	28	2	2:05.968	27.157	53.681	45.130	191.2	1:45:40.012	
29	2	1:58.392	B	24.409	47.739	46.244	257.8	1:47:38.404	29	2	1:58.392	24.409	47.739	46.244	257.8	1:47:38.404	
30	1	3:57.363		2:02.148	1:01.011	54.204	200.7	1:51:35.767	30	1	3:57.363	2:02.148	1:01.011	54.204	200.7	1:51:35.767	
31	1	2:03.706		25.880	48.943	48.883	257.8	1:53:39.473	31	1	2:03.706	25.880	48.943	48.883	257.8	1:53:39.473	
32	1	1:57.020		24.529	49.386	43.105	257.8	1:55:36.493	32	1	1:57.020	24.529	49.386	43.105	257.8	1:55:36.493	
33	1	1:59.645		24.117	47.497	48.031	260.2	1:57:36.138	33	1	1:59.645	24.117	47.497	48.031	260.2	1:57:36.138	
34	1	1:56.708		24.463	49.148	43.097	260.2	1:59:32.846	34	1	1:56.708	24.463	49.148	43.097	260.2	1:59:32.846	
35	1	2:00.217		24.304	47.807	48.106	260.9	2:01:33.063	35	1	2:00.217	24.304	47.807	48.106	260.9	2:01:33.063	





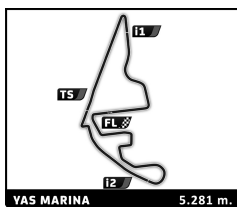
## Asian Le Mans Series 4 Hours of Abu Dhabi Private Test Session

### Sector Analysis

Lap under Red Flag    Invalidated Lap    Personal Best    Session Best    Crossing the pit lane

Lap	D	Time	Sector 1	Sector 2	Sector 3	T. Spd	Elapsed	Lap	D	Time	Sector 1	Sector 2	Sector 3	T. Spd	Elapsed		
<b>30</b>	Duqueine Team <span style="float:right">Oreca 07 - Gibson</span>							1.John FALB <span style="float:right">LMP2</span> 2.Carl Wattana BENNETT <span style="float:right">3.Jean Baptiste SIMMENAUE</span>	8	3	1:53.801	24.184	47.216	42.401	260.9	17:15.782	
	9	3	1:54.117	24.254	47.309	42.554	262.1		19:09.899								
10	3	1:59.707	B	24.768	47.840	47.099	262.1	21:09.606									
11	3	3:48.683		2:17.782	47.790	43.111	257.8	24:58.289									
12	3	1:59.766		24.409	47.058	48.299	260.2	26:58.055									
13	3	<b>1:53.309</b>		23.991	<b>47.051</b>	<b>42.267</b>	260.2	28:51.364									
14	3	1:53.672		24.001	47.160	42.511	260.2	30:45.036									
15	3	<b>2:49.169</b>	B	<b>23.857</b>	1:07.869	1:17.443	261.5	33:34.205									
16	1	11:09.072		9:05.191	1:06.542	57.339	150.2	44:43.277									
17	1	2:04.824		26.706	52.223	45.895	193.5	46:48.101									
18	1	1:55.521		24.719	47.265	43.537	262.1	48:43.622									
19	1	2:00.400		24.509	47.707	48.184	260.2	50:44.022									
20	1	1:57.415		24.682	48.313	44.420	262.1	52:41.437									
21	1	1:55.130		24.516	47.487	43.127	260.9	54:36.567									
22	1	1:56.966		24.926	47.085	44.955	260.9	56:33.533									
23	1	2:02.016	B	25.662	47.973	48.381	252.9	58:35.549									
24	2	4:53.472		3:23.117	47.860	42.495	259.6	1:03:29.021									
25	2	<b>2:01.649</b>	B	24.118	47.385	50.146	261.5	1:05:30.670									
26	1	37:54.228		...	1:01.588	52.125	190.5	1:43:24.898									
27	1	1:59.596		25.684	48.832	45.080	256.5	1:45:24.494									
28	1	1:58.880		24.825	48.639	45.416	235.8	1:47:23.374									
29	1	1:56.901		24.915	48.991	42.995	256.5	1:49:20.275									
30	1	2:01.117		25.646	48.790	46.681	259.6	1:51:21.392									
31	1	1:56.071		24.418	47.391	44.262	260.2	1:53:17.463									
32	1	1:55.253		24.415	47.658	43.180	260.9	1:55:12.716									
33	1	1:55.023		24.407	47.481	43.135	262.1	1:57:07.739									
34	1	1:59.916	B	24.701	48.451	46.764	248.8	1:59:07.655									
<b>34</b>	Nielsen Racing <span style="float:right">Oreca 07 - Gibson</span>							1.Blake MCDONALD <span style="float:right">LMP2</span> 2.Patrick LIDDY <span style="float:right">3.Matthew BELL</span>	1	3	2:21.095	B	45.998	48.994	46.103	189.1	2:21.095
	2	3	3:33.348		2:08.693	44.932	39.723		254.1	5:54.443							
3	3	1:45.482		21.355	44.113	40.014	273.4	7:39.925									
4	3	1:45.158		21.735	43.907	39.516	283.5	9:25.083									
5	3	1:45.591		22.066	43.551	39.974	288.0	11:10.674									
6	3	1:47.908	B	22.178	44.031	41.699	285.0	12:58.582									
7	1	4:48.296		3:13.752	50.070	44.474	241.6	17:46.878									
8	1	1:51.345		24.395	45.433	41.517	266.7	19:38.223									
9	1	1:47.409		22.530	44.302	40.577	282.0	21:25.632									
10	1	1:50.907		23.808	45.076	42.023	282.0	23:16.539									
11	1	1:49.439		22.617	44.879	41.943	282.7	25:05.978									
12	1	1:48.801		23.065	44.772	40.964	279.8	26:54.779									
13	1	1:49.250		22.603	44.517	42.130	284.2	28:44.029									
14	1	1:50.827		22.641	44.824	43.362	284.2	30:34.856									
15	1	<b>2:24.992</b>	B	23.461	45.615	1:15.916	282.0	32:59.848									
16	1	10:46.638		9:18.055	47.145	41.438	229.3	43:46.486									
17	1	1:50.739		23.574	45.051	42.114	269.3	45:37.225									
18	1	1:46.758		22.360	44.367	40.031	282.7	47:23.983									
19	1	1:54.029		24.714	46.441	42.874	237.9	49:18.012									
20	1	1:49.814		22.400	44.449	42.965	285.0	51:07.826									
21	1	1:50.315		23.261	44.601	42.453	283.5	52:58.141									
22	1	1:47.633		22.313	44.340	40.980	285.0	54:45.774									
23	1	1:48.044		22.109	44.016	41.919	285.0	56:33.818									
<b>33</b>	Herberth Motorsport <span style="float:right">Porsche 911 GT3 R</span>							1.Antares AU <span style="float:right">GT</span> 2.Tim HEINEMANN <span style="float:right">3.Laurin HEINRICH</span>	1	3	3:09.654		1:13.959	1:00.977	54.718	136.4	3:09.654
	2	3	2:10.702		28.480	55.656	46.566		162.7	5:20.356							
3	3	2:02.624		26.427	51.314	44.883	197.8	7:22.980									
4	3	2:01.072		25.349	49.917	45.806	203.0	9:24.052									
5	3	1:58.703		25.244	49.327	44.132	231.8	11:22.755									
6	3	1:53.939		24.281	47.095	42.563	262.8	13:16.694									
7	3	2:05.287		26.563	53.222	45.502	179.4	15:21.981									





## Asian Le Mans Series 4 Hours of Abu Dhabi Private Test Session

### Sector Analysis

Lap under Red Flag    Invalidated Lap    Personal Best    Session Best    B Crossing the pit lane

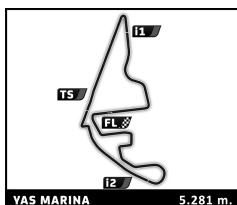
Lap	D	Time	Sector 1	Sector 2	Sector 3	T. Spd	Elapsed	Lap	D	Time	Sector 1	Sector 2	Sector 3	T. Spd	Elapsed							
24	1	1:50.278	24.488	44.327	41.463	285.7	58:24.096	11	2	1:54.193	24.092	47.703	42.398	260.9	25:15.599							
25	1	1:48.799	22.042	44.259	42.498	285.0	1:00:12.895	12	2	1:58.300	23.943	47.328	47.029	257.8	27:13.899							
26	1	1:47.286	22.184	44.682	40.420	251.2	1:02:00.181	13	2	1:58.373	23.952	47.275	47.146	257.8	29:12.272							
27	1	1:49.955	23.024	45.727	41.204	273.4	1:03:50.136	14	2	1:53.943	23.923	47.281	42.739	259.0	31:06.215							
28	1	<b>2:18.488 B</b>	23.733	45.241	1:09.514	285.7	1:06:08.624	15	2	<b>3:18.923 B</b>	24.847	1:35.370	1:18.706	83.7	34:25.138							
29	2	36:19.597	...	47.275	41.080	245.5	1:42:28.221	16	1	10:38.550	9:06.948	48.706	42.896	251.7	45:03.688							
30	2	1:51.088	22.147	44.778	44.163	266.7	1:44:19.309	17	1	1:53.864	24.160	47.426	<b>42.278</b>	257.8	46:57.552							
31	2	<b>1:42.704</b>	21.177	43.581	37.946	285.0	1:46:02.013	18	1	1:53.692	23.953	<b>47.140</b>	42.599	255.3	48:51.244							
32	2	1:42.534	21.040	43.454	38.040	286.5	1:47:44.547	19	1	1:53.405	<b>23.891</b>	47.194	42.320	257.8	50:44.649							
33	2	1:46.872	22.185	44.226	40.461	285.7	1:49:31.419	20	1	1:58.273	24.375	48.371	45.527	250.0	52:42.922							
34	2	1:46.733	22.221	44.113	40.399	279.1	1:51:18.152	21	1	2:03.402	24.179	53.619	45.604	260.2	54:46.324							
35	2	1:44.425	<b>20.956</b>	43.887	39.582	273.4	1:53:02.577	22	1	<b>1:53.613</b>	24.018	47.160	42.435	257.8	56:39.937							
36	2	1:42.033	20.877	43.296	<b>37.860</b>	286.5	1:54:44.610	23	1	1:58.974 B	24.036	47.366	47.572	257.1	58:38.911							
37	2	1:52.468 B	21.782	44.420	46.266	278.4	1:56:37.078	24	3	3:41.481	2:08.148	48.962	44.371	255.9	1:02:20.392							
38	2	2:40.624	1:03.915	46.877	49.832	220.4	1:59:17.702	25	3	1:57.004	24.659	47.904	44.441	257.8	1:04:17.396							
39	2	1:43.902	21.104	<b>43.183</b>	39.615	289.5	2:01:01.604	26	3	<b>2:52.629 B</b>	24.834	1:09.102	1:18.693	258.4	1:07:10.025							
<b>42</b> Sainteloc Racing Audi R8 LMS GT3 EVO II GT								<b>44</b> ARC Bratislava Oreca 07 - Gibson LMP2														
1.Christopher HAASE 3.Alban VARUTTI								1.Miro KONOPKA 3.Jonas RIED														
2.Gilles MAGNUS								2.Mathias BECHE														
1	3	3:38.245	1:56.114	56.170	45.961	195.3	3:38.245	1	1	2:47.282	1:08.445	51.932	46.905	191.8	2:47.282							
2	3	1:59.016	25.298	50.841	42.877	205.7	5:37.261	2	1	1:59.678	25.456	49.472	44.750	218.6	4:46.960							
3	3	1:53.889	24.438	47.262	42.189	257.8	7:31.150	3	1	1:51.614	23.756	45.793	42.065	274.8	6:38.574							
4	3	1:53.887	24.078	47.430	42.379	259.0	9:25.037	4	1	1:51.685	23.321	45.991	42.373	277.6	8:30.259							
5	3	1:59.068	24.901	50.393	43.774	217.3	11:24.105	5	1	1:50.465	23.310	45.746	41.409	278.4	10:20.724							
6	3	1:53.940	24.166	47.414	42.360	258.4	13:18.045	6	1	1:49.108	22.917	45.253	40.938	280.5	12:09.832							
7	3	1:57.939 B	24.409	47.342	46.188	256.5	15:15.984	7	1	1:49.553	22.617	44.897	42.039	282.0	13:59.385							
8	1	4:19.514	2:36.719	48.418	54.377	255.3	19:35.498	8	1	1:55.681 B	23.307	45.888	46.486	279.8	15:55.066							
9	1	1:54.015	24.135	47.562	42.318	259.0	21:29.513	9	3	3:51.396	2:22.651	47.324	41.421	246.6	19:46.462							
10	1	1:53.744	23.829	47.520	42.395	258.4	23:23.257	10	3	1:47.883	23.140	44.973	39.770	274.8	21:34.345							
11	1	2:00.277	24.281	47.215	48.781	258.4	25:23.534	11	3	1:49.026	22.040	46.451	40.535	262.1	23:23.371							
12	1	1:53.242	24.022	47.105	<b>42.115</b>	257.8	27:16.776	12	3	1:46.042	22.217	44.511	39.314	283.5	25:09.413							
13	1	<b>1:52.830</b>	23.744	<b>46.840</b>	42.246	260.9	29:09.606	13	3	1:50.287 B	22.368	44.401	43.518	282.0	26:59.700							
14	1	1:58.498 B	24.040	48.060	46.398	259.6	31:08.104	14	1	4:39.815	2:56.403	52.657	50.755	194.6	31:39.515							
15	1	13:58.941	...	49.021	44.397	249.4	45:07.045	15	1	<b>4:00.531 B</b>	43.632	1:51.728	1:25.171	79.1	35:40.046							
16	1	1:54.404	24.010	47.845	42.549	252.9	47:01.449	16	1	8:29.359	6:59.614	47.290	42.455	235.3	44:09.405							
17	1	1:53.822	<b>23.726</b>	47.106	42.990	257.1	48:55.271	17	1	1:52.144	23.745	45.302	43.097	280.5	46:01.549							
18	1	1:55.083	23.806	47.628	43.649	259.0	50:50.354	18	1	1:47.898	22.502	44.345	41.051	280.5	47:49.447							
19	1	1:56.901	24.040	48.991	43.870	259.6	52:47.255	19	1	1:48.850	22.976	44.959	40.915	280.5	49:38.297							
20	1	1:57.188 B	23.995	47.429	45.764	258.4	54:44.443	20	1	1:47.706	22.578	44.767	40.361	282.7	51:26.003							
21	3	8:35.751	7:04.275	48.401	43.075	254.1	1:03:20.194	21	1	1:48.822	22.349	45.395	41.078	282.7	53:14.825							
<b>43</b> Sainteloc Racing Audi R8 LMS GT3 EVO II GT								22								1	1:49.984	22.247	45.806	41.931	278.4	55:04.809
1.Dennis MARSCHALL 3.Florian SCHOLZE								23								1	1:46.752	22.223	44.707	39.822	282.0	56:51.561
2.Paul EVRARD								24								1	1:46.631	22.389	44.447	39.795	282.7	58:38.192
1	2	3:55.710	2:12.983	53.848	48.879	200.4	3:55.710															
2	2	2:05.344	25.011	48.444	51.889	256.5	6:01.054															
3	2	1:55.792	24.525	47.497	43.770	259.0	7:56.846															
4	2	1:55.525	24.518	47.187	43.820	259.6	9:52.371															
5	2	1:57.626	24.312	47.897	45.417	259.0	11:49.997															
6	2	1:54.753	24.267	47.362	43.124	259.0	13:44.750															
7	2	1:58.517 B	24.319	47.657	46.541	257.1	15:43.267															
8	2	3:41.751	1:55.375	55.678	50.698	203.4	19:25.018															
9	2	2:00.393	25.487	48.202	46.704	254.7	21:25.411															
10	2	1:55.995	24.978	48.169	42.848	224.5	23:21.406															







# ASIAN LE MANS SERIES



## Asian Le Mans Series 4 Hours of Abu Dhabi Private Test Session

### Sector Analysis

Lap under Red Flag   Invalidated Lap   Personal Best   Session Best   Crossing the pit lane

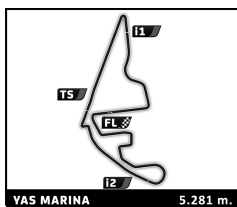
Lap	D	Time	Sector 1	Sector 2	Sector 3	T. Spd	Elapsed
25	1	1:49.278	22.336	46.292	40.650	270.0	1:00:27.470
26	1	1:51.935B	22.196	44.743	44.996	280.5	1:02:19.405
27	2	4:10.517B	2:09.934	45.493	1:15.090	263.4	1:06:29.922
28	2	35:57.362	...	46.767	42.243	248.3	1:42:27.284
29	2	1:44.309	21.999	43.855	38.455	282.0	1:44:11.593
30	2	1:42.835	21.444	43.731	37.660	282.7	1:45:54.428
31	2	1:44.691	21.267	43.652	39.772	285.7	1:47:39.119
32	2	1:44.063	21.883	43.608	38.572	283.5	1:49:23.182
33	2	1:45.185	22.318	43.717	39.150	285.0	1:51:08.367
34	2	1:44.611	21.611	43.520	39.480	284.2	1:52:52.978
35	2	1:43.563	21.439	43.513	38.611	285.7	1:54:36.541
36	2	1:43.403	21.070	43.442	38.891	285.7	1:56:19.944
37	2	1:43.783	22.054	43.743	37.986	285.7	1:58:03.727
38	2	1:43.260	21.545	43.433	38.282	285.7	1:59:46.987
39	2	1:50.715B	21.072	44.754	44.889	250.6	2:01:37.702

Lap	D	Time	Sector 1	Sector 2	Sector 3	T. Spd	Elapsed
40	3	2:18.802	45.851	48.778	44.173	195.7	2:18.802
41	3	1:48.933	22.524	45.665	40.744	234.3	4:07.735
42	3	1:44.415	21.354	44.233	38.828	282.7	5:52.150
43	3	1:45.296	21.391	44.771	39.134	283.5	7:37.446
44	3	1:44.604	20.895	43.710	39.999	283.5	9:22.050
45	3	1:44.029	20.969	43.771	39.289	284.2	11:06.079
46	3	1:45.079	21.674	44.227	39.178	285.0	12:51.158
47	3	1:43.644	21.291	44.682	37.671	282.7	14:34.802
48	3	1:45.264	21.532	43.837	39.895	283.5	16:20.066
49	3	1:46.125B	21.703	43.569	40.853	284.2	18:06.191
50	3	11:06.114	9:43.017	44.367	38.730	278.4	29:12.305
51	3	1:45.306	21.931	43.976	39.399	282.0	30:57.611
52	3	2:45.460B	21.073	1:08.370	1:16.017	218.6	33:43.071
53	3	11:44.340	...	47.768	40.605	228.8	45:27.411
54	3	1:45.337	21.782	44.849	38.706	279.1	47:12.748
55	3	1:41.921	20.850	43.112	37.959	283.5	48:54.669
56	3	2:00.150	20.806	51.913	47.431	284.2	50:54.819
57	3	2:05.566	20.786	43.288	1:01.492	285.0	53:00.385
58	3	1:56.207	20.960	53.876	41.371	202.2	54:56.592
59	3	1:41.612	20.816	43.289	37.507	284.2	56:38.204
60	3	1:42.345	21.045	43.754	37.546	285.7	58:20.549
61	3	1:46.295B	20.749	44.050	41.496	285.0	1:00:06.844
62	3	42:08.421	...	47.233	39.972	225.9	1:42:15.265
63	2	1:45.113	21.475	43.866	39.772	281.2	1:44:00.378
64	2	1:44.614	20.968	44.078	39.568	283.5	1:45:44.992
65	2	1:43.391	21.042	43.638	38.711	283.5	1:47:28.383
66	2	1:43.582	21.685	43.683	38.214	283.5	1:49:11.965
67	2	1:45.596	21.589	44.124	39.883	281.2	1:50:57.561
68	2	1:42.230	20.852	43.661	37.717	283.5	1:52:39.791
69	2	1:44.026	22.180	43.305	38.541	284.2	1:54:23.817
70	2	1:45.095	21.526	43.480	40.089	285.0	1:56:08.912
71	2	1:42.035	20.762	43.626	37.647	283.5	1:57:50.947
72	2	1:45.007	21.460	43.547	40.000	286.5	1:59:35.954
73	2	1:44.474	21.834	44.611	38.029	264.1	2:01:20.428

Lap	D	Time	Sector 1	Sector 2	Sector 3	T. Spd	Elapsed
54	1	2:50.182	1:15.148	51.363	43.671	188.2	2:50.182
55	1	1:52.779	23.486	48.689	40.604	211.8	4:42.961
56	1	1:46.399	22.724	44.225	39.450	282.7	6:29.360
57	1	1:47.059	21.634	44.226	41.199	282.7	8:16.419
58	1	1:44.599	21.298	44.257	39.044	283.5	10:01.018
59	1	1:45.356	21.183	44.118	40.055	283.5	11:46.374
60	1	1:55.330	22.906	47.986	44.438	204.2	13:41.704
61	1	1:52.806	21.869	46.836	44.101	201.1	15:34.510
62	1	1:52.270B	23.549	45.066	43.655	279.1	17:26.780
63	1	5:05.407	3:35.618	47.902	41.887	246.0	22:32.187
64	1	1:46.487	22.083	45.055	39.349	277.6	24:18.674
65	1	1:51.337	21.661	47.546	42.130	188.8	26:10.011
66	1	1:54.215	21.745	45.509	46.961	283.5	28:04.226
67	1	1:48.971	23.147	46.296	39.528	272.0	29:53.197
68	1	1:52.233	21.964	44.515	45.754	262.1	31:45.430
69	1	3:59.904B	53.796	1:47.275	1:18.833	80.0	35:45.334
70	3	8:28.008	7:00.483	46.440	41.085	228.8	44:13.342
71	3	1:47.115	22.996	44.313	39.806	274.1	46:00.457
72	3	1:43.509	20.983	43.866	38.660	284.2	47:43.966
73	3	1:43.947	20.969	43.524	39.454	283.5	49:27.913
74	3	1:42.159	21.083	43.620	37.456	287.2	51:10.072
75	3	1:46.184	21.896	43.776	40.512	286.5	52:56.256
76	3	1:41.537	20.859	43.339	37.339	285.7	54:37.793
77	3	1:48.662B	21.872	44.145	42.645	284.2	56:26.455
78	3	7:47.900	6:10.833	49.582	47.485	234.8	1:04:14.355
79	3	2:23.743B	20.970	46.681	1:16.092	283.5	1:06:38.098

Lap	D	Time	Sector 1	Sector 2	Sector 3	T. Spd	Elapsed
80	3	2:44.759	55.109	58.961	50.689	179.1	2:44.759
81	3	2:04.234	26.677	52.169	45.388	223.1	4:48.993
82	3	1:57.210	25.755	48.157	43.298	241.1	6:46.203
83	3	1:55.057	24.555	47.692	42.810	257.8	8:41.260
84	3	1:54.760	24.150	47.575	43.035	259.6	10:36.020
85	3	1:54.672	24.417	47.411	42.844	259.6	12:30.692
86	3	1:55.189	24.335	47.682	43.172	259.0	14:25.881
87	3	2:01.125B	25.063	48.327	47.735	259.6	16:27.006
88	1	4:32.126	2:52.309	53.157	46.660	216.0	20:59.132
89	1	1:57.875	24.909	47.814	45.152	256.5	22:57.007
90	1	1:56.819	24.536	49.130	43.153	257.1	24:53.826
91	1	1:55.394	24.225	47.452	43.717	259.6	26:49.220
92	1	1:54.620	24.272	47.367	42.981	259.0	28:43.840
93	1	1:55.775	24.597	48.111	43.067	259.6	30:39.615
94	1	2:45.949B	24.708	1:02.415	1:18.826	257.8	33:25.564
95	1	10:29.740	8:54.488	49.999	45.253	252.3	43:55.304
96	1	1:55.624	24.593	47.739	43.292	260.2	45:50.928
97	1	1:54.792	24.221	47.340	43.231	260.9	47:45.720
98	1	1:54.913	24.299	47.372	43.242	259.6	49:40.633
99	1	1:54.903	24.177	47.496	43.230	260.9	51:35.536
100	1	2:01.182B	24.385	47.770	49.027	261.5	53:36.718





## Asian Le Mans Series 4 Hours of Abu Dhabi Private Test Session

### Sector Analysis

Lap under Red Flag    Invalidated Lap    Personal Best    Session Best    B Crossing the pit lane

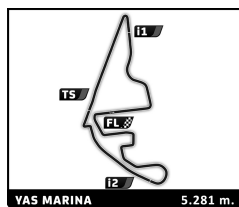
Lap	D	Time	Sector 1	Sector 2	Sector 3	T. Spd	Elapsed	Lap	D	Time	Sector 1	Sector 2	Sector 3	T. Spd	Elapsed
22	1	3:35.908	1:56.838	53.015	46.055	218.6	57:12.626	6	2	1:52.635	23.263	46.672	42.700	259.6	12:52.047
23	1	1:59.113	25.934	48.975	44.204	242.2	59:11.739	7	2	1:52.954	24.099	47.057	41.798	264.1	14:45.001
24	1	1:56.467	24.790	48.225	43.452	257.8	1:01:08.206	8	2	1:52.651	23.200	47.029	42.422	257.8	16:37.652
25	1	1:54.829	24.302	47.467	43.060	259.6	1:03:03.035	9	2	1:58.406 <b>B</b>	23.253	46.622	48.531	259.6	18:36.058
26	1	1:56.445	<b>24.118</b>	48.210	44.117	252.9	1:04:59.480	10	2	26:10.317	...	47.836	42.262	241.6	44:46.375
27	1	<b>3:42.781</b> <b>B</b>	34.798	1:45.812	1:22.171	79.7	1:08:42.261	11	2	1:52.849	24.400	47.167	41.282	255.9	46:39.224
28	1	34:27.417	...	51.110	48.979	206.9	1:43:09.678	12	2	1:52.647	24.005	47.111	41.531	232.8	48:31.871
29	1	2:01.512	26.747	50.479	44.286	222.7	1:45:11.190	13	2	1:52.750	23.938	46.525	42.287	262.1	50:24.621
30	1	1:56.442	24.738	47.812	43.892	259.0	1:47:07.632	14	2	1:50.756	23.410	46.451	<b>40.895</b>	264.7	52:15.377
31	1	1:58.486 <b>B</b>	24.542	47.635	46.309	258.4	1:49:06.118	15	2	1:57.092 <b>B</b>	23.365	46.693	47.034	263.4	54:12.469
32	1	3:20.956	1:49.708	48.164	43.084	259.0	1:52:27.074	16	2	3:24.958	1:51.373	49.933	43.652	190.5	57:37.427
33	1	1:55.721	24.461	47.883	43.377	259.6	1:54:22.795	17	2	1:56.355	24.581	48.547	43.227	243.8	59:33.782
34	1	1:56.382	24.642	48.019	43.721	260.2	1:56:19.177	18	2	1:51.758	23.973	46.493	41.292	265.4	1:01:25.540
35	1	1:55.886	24.536	47.981	43.369	260.9	1:58:15.063	19	2	<b>1:50.014</b>	23.073	<b>46.045</b>	40.896	265.4	1:03:15.554
36	1	1:56.312	24.412	48.612	43.288	262.1	2:00:11.375	20	2	<b>1:50.247</b>	<b>22.918</b>	46.228	41.101	264.7	1:05:05.801

58		GG Classic Cars	Ligier JS P320 - Nissan LMP3												
		1.Fraser ROSS													
		2.George NAKAS													
1	1	3:14.731	1:26.888	54.669	53.174	167.7	3:14.731								
2	1	2:06.379	27.269	53.453	45.657	184.9	5:21.110								
3	1	2:00.336	25.551	50.653	44.132	216.0	7:21.446								
4	1	2:08.751	25.240	52.428	51.083	201.1	9:30.197								
5	1	1:59.097 <b>B</b>	24.725	<b>47.399</b>	46.973	255.9	11:29.294								
6	1	3:48.215 <b>B</b>	2:14.690	47.810	45.715	254.1	15:17.509								
7	1	3:48.833 <b>B</b>	2:16.252	47.836	44.745	257.8	19:06.342								
8	2	5:59.961	4:13.572	53.442	52.947	205.3	25:06.303								
9	2	2:04.571	27.054	49.779	47.738	224.1	27:10.874								
10	2	1:57.964	24.909	48.249	44.806	247.7	29:08.838								
11	2	<b>1:56.067</b>	<b>24.375</b>	47.661	<b>44.031</b>	259.0	31:04.905								
12	2	<b>3:13.351</b> <b>B</b>	24.538	1:27.358	1:21.455	77.4	34:18.256								
13	2	19:20.666	...	49.838	45.074	240.0	53:38.922								
14	2	1:58.968	25.159	48.205	45.604	259.6	55:37.890								
15	2	1:59.234	25.095	49.028	45.111	250.0	57:37.124								
16	2	2:01.970	24.803	50.125	47.042	238.9	59:39.094								
17	2	1:57.976	24.492	48.135	45.349	260.2	1:01:37.070								
18	2	1:57.639	24.576	48.159	44.904	263.4	1:03:34.709								
19	2	<b>2:13.823</b> <b>B</b>	25.136	48.700	59.987	261.5	1:05:48.532								
20	2	40:28.847	...	1:57.381	47.578	217.7	1:46:17.379								
21	2	2:00.735	25.945	48.499	46.291	259.6	1:48:18.114								
22	2	1:57.197	24.456	48.371	44.370	259.6	1:50:15.311								
23	2	1:58.565	24.436	47.962	46.167	259.6	1:52:13.876								
24	2	1:58.148	24.545	49.191	44.412	252.3	1:54:12.024								
25	2	2:00.915	24.664	48.650	47.601	261.5	1:56:12.939								
26	2	1:59.078	24.900	48.654	45.524	260.2	1:58:12.017								
27	2	3:01.150 <b>B</b>	24.974	1:37.426	58.750	259.0	2:01:13.167								

66		Attempto Racing	Ligier JS P320 - Nissan LMP3												
		1.Dylan PEREIRA													
		2.Alex AKA													
		3.Andrey MUKOVOZ													
1	1	3:05.739	1:25.239	52.901	47.599	177.9	3:05.739								
2	1	1:58.771	25.163	48.465	45.143	234.8	5:04.510								
3	1	1:54.368	24.122	47.679	42.567	262.1	6:58.878								
4	1	1:53.504	24.059	47.069	42.376	261.5	8:52.382								
5	1	1:53.518	23.859	47.518	<b>42.141</b>	260.2	10:45.900								
6	1	<b>1:53.394</b>	<b>23.868</b>	47.247	42.279	260.9	12:39.294								
7	1	1:57.449 <b>B</b>	23.877	47.236	46.336	260.9	14:36.743								
8	1	5:08.382	3:35.926	48.790	43.666	259.0	19:45.125								
9	1	1:53.794	23.976	47.282	42.536	262.8	21:38.919								
10	1	1:59.257	24.111	<b>46.978</b>	48.168	262.1	23:38.176								
11	1	1:55.047	24.041	47.791	43.215	260.9	25:33.223								
12	1	1:57.232 <b>B</b>	23.869	47.164	46.199	262.1	27:30.455								
13	3	<b>5:24.653</b> <b>B</b>	3:21.574	48.988	1:14.091	257.1	32:55.108								
14	3	11:08.848	9:33.181	49.184	46.483	253.5	44:03.956								
15	3	1:59.828	24.938	47.892	46.998	259.6	46:03.784								
16	3	1:59.120	24.921	47.775	46.424	261.5	48:02.904								
17	3	1:56.511	24.835	48.173	43.503	260.9	49:59.415								
18	3	1:56.531	24.586	47.883	44.062	260.9	51:55.946								
19	3	2:03.703 <b>B</b>	24.753	48.281	50.669	260.2	53:59.649								
20	3	3:44.995	2:02.014	52.769	50.212	205.7	57:44.644								
21	3	1:59.893	25.937	49.038	44.918	250.6	59:44.537								
22	3	1:56.276	24.937	47.875	43.464	260.2	1:01:40.813								
23	3	1:55.227	24.476	47.419	43.332	260.9	1:03:36.040								
24	3	<b>2:24.335</b> <b>B</b>	24.530	48.600	1:11.205	252.3	1:06:00.375								

65		Viper Niza Racing	Ligier JS P320 - Nissan LMP3												
		1.Douglas KHOO													
		2.Dominic ANG													
1	2	3:19.814	1:43.653	51.319	44.842	213.0	3:19.814								
2	2	1:56.056	24.094	48.896	43.066	197.8	5:15.870								
3	2	1:54.869	23.619	47.397	43.853	257.8	7:10.739								
4	2	1:54.184	24.737	46.582	42.865	250.0	9:04.923								
5	2	1:54.489	23.922	47.083	43.484	260.2	10:59.412								



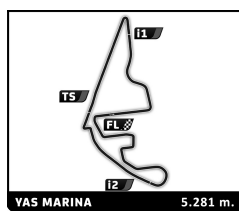


## Asian Le Mans Series 4 Hours of Abu Dhabi Private Test Session

### Sector Analysis

Lap	D	Time	Sector 1	Sector 2	Sector 3	T. Spd	Elapsed	Lap	D	Time	Sector 1	Sector 2	Sector 3	T. Spd	Elapsed
25	3	38:48.962	...	52.093	47.841	208.1	1:44:49.337	5	2	1:55.903	24.463	47.914	43.526	258.4	11:31.577
26	3	1:56.321	24.929	48.123	43.269	260.9	1:46:45.658	6	2	1:58.695	25.059	48.038	45.598	257.8	13:30.272
27	3	1:55.928	24.398	47.922	43.608	260.2	1:48:41.586	7	2	1:55.731	24.625	47.644	43.462	258.4	15:26.003
28	3	2:01.731	26.768	47.952	47.011	259.0	1:50:43.317	8	2	1:54.740	24.445	47.650	42.645	258.4	17:20.743
29	3	2:03.517	24.355	47.827	51.335	260.2	1:52:46.834	9	2	2:06.326 <b>B</b>	26.826	48.490	51.010	257.1	19:27.069
30	3	1:55.434	24.521	47.431	43.482	261.5	1:54:42.268	10	2	4:12.084	2:17.490	1:00.583	54.011	187.5	23:39.153
31	3	1:59.682	24.253	47.677	47.752	263.4	1:56:41.950	11	2	2:01.577	26.526	50.606	44.445	254.7	25:40.730
32	3	1:55.374	24.531	47.540	43.303	261.5	1:58:37.324	12	2	1:56.220	25.179	47.858	43.183	257.1	27:36.950
33	3	2:06.976 <b>B</b>	24.883	49.850	52.243	259.0	2:00:44.300	13	2	1:56.813	24.461	48.258	44.094	258.4	29:33.763
<b>69</b> <b>Optimum Motorsport</b> <small>McLaren 720S GT3</small> 1.Sam DE HAAN <small>3.Tom GAMBLE</small> 2.James COTTINGHAM <small>GT</small>															
1	2	3:08.171	1:21.533	55.202	51.436	189.8	3:08.171	15	2	<b>3:37.741</b> <b>B</b>	30.445	1:46.869	1:20.427	81.9	35:06.836
2	2	2:05.299	26.373	51.984	46.942	215.1	5:13.470	16	2	9:04.508	7:26.812	49.826	47.870	236.3	44:11.344
3	2	2:02.023	25.689	49.857	46.477	246.0	7:15.493	17	2	1:56.620	24.903	48.142	43.575	257.8	46:07.964
4	2	2:01.616	24.629	47.781	49.206	257.1	9:17.109	18	2	2:00.489 <b>B</b>	24.803	48.319	47.367	259.6	48:08.453
5	2	1:57.152	24.223	47.723	45.206	256.5	11:14.261	19	3	4:04.590	2:25.537	49.174	49.879	257.1	52:13.043
6	2	1:58.204	24.747	48.313	45.144	259.0	13:12.465	20	3	1:57.422	24.894	48.512	44.016	258.4	54:10.465
7	2	1:54.349	23.998	47.457	42.894	259.0	15:06.814	21	3	1:57.250	24.795	47.988	44.467	259.6	56:07.715
8	2	1:54.196	<b>23.779</b>	47.445	42.972	259.6	17:01.010	22	3	1:55.680	24.639	47.624	43.417	259.0	58:03.395
9	2	1:58.828 <b>B</b>	23.930	47.438	47.460	259.0	18:59.838	23	3	1:55.318	24.294	47.738	43.286	259.6	59:58.713
10	3	3:52.452	2:20.411	48.191	43.850	254.7	22:52.290	24	3	1:55.289	24.344	47.651	43.294	260.2	1:01:54.002
11	3	1:54.230	24.109	47.619	42.502	259.6	24:46.520	25	3	<b>1:55.038</b>	<b>24.248</b>	47.660	43.130	262.1	1:03:49.040
12	3	1:59.302	24.135	48.389	46.778	259.0	26:45.822	26	3	<b>2:22.576</b> <b>B</b>	24.679	47.862	1:10.035	260.9	1:06:11.616
13	3	1:53.838	24.000	47.492	42.346	257.8	28:39.660	27	3	37:37.473 <b>B</b>	...	57.452	53.588	211.8	1:43:49.089
14	3	1:55.711	24.083	47.467	44.161	259.0	30:35.371	28	3	3:22.281	1:46.229	51.134	44.918	248.3	1:47:11.370
15	3	<b>2:57.114</b> <b>B</b>	25.688	1:14.211	1:17.215	192.5	33:32.485	29	3	1:59.401	25.415	49.042	44.944	247.7	1:49:10.771
16	1	11:07.608 <b>B</b>	9:23.196	52.871	51.541	240.0	44:40.093	30	3	2:00.612	25.341	49.476	45.795	237.9	1:51:11.383
17	1	3:48.902	2:12.675	50.016	46.211	248.3	48:28.995	31	3	1:55.730	24.831	47.732	43.167	259.6	1:53:07.113
18	1	1:55.460	24.578	47.873	43.009	257.1	50:24.455	32	3	1:56.405	24.647	47.741	44.017	259.6	1:55:03.518
19	1	1:54.453	24.374	47.504	42.575	258.4	52:18.908	33	3	1:55.078	24.450	47.617	<b>43.011</b>	260.9	1:56:58.596
20	1	1:59.649	23.968	47.610	48.071	259.6	54:18.557	34	3	1:55.204	24.393	47.706	43.105	260.2	1:58:53.800
21	1	1:53.915	23.991	47.639	<b>42.285</b>	257.8	56:12.472	35	3	1:55.529	24.581	47.851	43.097	258.4	2:00:49.329
22	1	<b>1:53.527</b>	23.893	47.301	42.333	257.1	58:05.999	<b>77</b> <b>D'Station Racing</b> <small>Aston Martin Vantage AMR GT3</small> 1.Satoshi HOSHINO <small>3.Casper STEVENSON</small> 2.Tomonobu FUJII <small>GT</small>							
23	1	1:53.591	23.824	<b>47.267</b>	42.500	260.2	59:59.590	1	1	4:14.211	2:35.143	52.404	46.664	241.1	4:14.211
24	1	2:01.441 <b>B</b>	24.544	48.541	48.356	238.9	1:02:01.031	2	1	1:58.788	25.296	48.808	44.684	253.5	6:12.999
25	3	<b>4:15.507</b> <b>B</b>	2:11.131	53.087	1:11.289	186.9	1:06:16.538	3	1	1:57.327	25.032	48.337	43.958	258.4	8:10.326
26	3	36:58.935 <b>B</b>	...	51.170	46.350	211.4	1:43:15.473	4	1	1:55.804	24.500	47.878	43.426	255.9	10:06.130
27	2	3:52.897	2:13.711	51.226	47.960	222.2	1:47:08.370	5	1	1:55.347	24.593	47.764	42.990	259.6	12:01.477
28	2	2:00.530	26.842	49.221	44.467	238.9	1:49:08.900	6	1	1:55.216	24.543	47.719	42.954	257.1	13:56.693
29	2	2:00.208	24.849	48.396	46.963	250.6	1:51:09.108	7	1	1:57.813	25.885	48.421	43.507	258.4	15:54.506
30	2	1:55.324	24.092	47.646	43.586	256.5	1:53:04.432	8	1	1:57.496	24.506	48.896	44.094	257.8	17:52.002
31	2	1:54.549	24.041	47.669	42.839	256.5	1:54:58.981	9	1	2:00.551	24.333	48.240	47.978	258.4	19:52.553
32	2	1:55.196	24.139	47.536	43.521	258.4	1:56:54.177	10	1	2:04.797 <b>B</b>	25.341	47.993	51.463	258.4	21:57.350
33	2	1:54.370	24.103	47.604	42.663	259.6	1:58:48.547	11	1	3:52.869	2:14.949	51.946	45.974	244.9	25:50.219
34	2	1:54.923	23.977	47.633	43.313	258.4	2:00:43.470	12	1	1:59.824	25.171	48.208	46.445	255.9	27:50.043
<b>75</b> <b>Team Motopark</b> <small>Mercedes-AMG GT3 EVO</small> 1.Lukas DUNNER <small>3.Morten STROMSTEDT</small> 2.Heiko NEUMANN <small>GT</small>															
1	2	3:37.861	1:43.565	1:02.328	51.968	180.6	3:37.861	13	1	1:54.497	24.128	<b>47.246</b>	43.123	259.0	29:44.540
2	2	2:04.499	27.701	51.161	45.637	225.0	5:42.360	14	1	1:53.912	<b>23.937</b>	47.430	42.545	258.4	31:38.452
3	2	1:57.077	25.021	48.207	43.849	257.1	7:39.437	15	1	<b>9:50.565</b> <b>B</b>	41.614	7:26.378	1:42.573	32.7	41:29.017
4	2	1:56.237	25.118	47.820	43.299	258.4	9:35.674	16	3	<b>26:44.198</b> <b>B</b>	...	1:43.116	1:17.973	80.1	1:08:13.215
								17	3	34:42.483	...	51.093	45.310	247.7	1:42:55.698
								18	3	1:57.414	24.770	47.915	44.729	255.3	1:44:53.112
								19	3	<b>1:54.373</b>	24.228	47.469	42.676	258.4	1:46:47.485





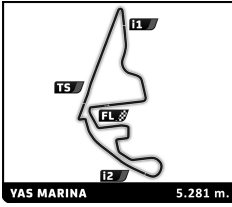
Asian Le Mans Series  
4 Hours of Abu Dhabi  
Private Test Session

Sector Analysis

Table with columns for Lap, D, Time, Sector 1, 2, 3, T. Spd, Elapsed, and additional columns for Lap, D, Time, Sector 1, 2, 3, T. Spd, Elapsed. Includes driver names, car models, and performance metrics.







## Asian Le Mans Series 4 Hours of Abu Dhabi Private Test Session

### Sector Analysis

Lap under Red Flag Invalidated Lap Personal Best Session Best Crossing the pit lane

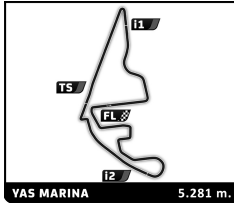
Lap	D	Time	Sector 1	Sector 2	Sector 3	T. Spd	Elapsed	
20	2	1:58.312	25.896	48.105	44.311	259.0	54:34.501	
21	2	1:58.163	25.138	48.217	44.808	257.8	56:32.664	
22	2	2:00.551	25.786	48.063	46.702	258.4	58:33.215	
23	2	1:57.950	25.195	48.187	44.568	257.8	1:00:31.165	
24	2	1:57.762	25.097	48.145	44.520	258.4	1:02:28.927	
25	2	2:06.517	B	25.825	49.212	51.480	252.3	1:04:35.444
26	1	38:05.155	...	50.995	45.584	249.4	1:42:40.599	
27	1	2:00.292	26.095	49.170	45.027	255.9	1:44:40.891	
28	1	2:01.190	25.862	49.149	46.179	255.9	1:46:42.081	
29	1	1:59.041	25.594	48.597	44.850	255.3	1:48:41.122	
30	1	1:59.415	26.058	48.513	44.844	256.5	1:50:40.537	
31	1	1:58.852	25.480	48.477	44.895	257.8	1:52:39.389	
32	1	1:59.694	25.666	48.714	45.314	257.8	1:54:39.083	
33	1	1:58.918	25.481	48.689	44.748	257.8	1:56:38.001	
34	1	1:58.368	25.378	48.394	44.596	259.6	1:58:36.369	
35	1	1:58.627	25.312	48.833	44.482	259.0	2:00:34.996	

Lap	D	Time	Sector 1	Sector 2	Sector 3	T. Spd	Elapsed	
86								
1	1	3:46.513	2:06.817	52.552	47.144	222.7	3:46.513	
2	1	2:01.901	25.621	49.440	46.840	254.7	5:48.414	
3	1	1:58.937	24.952	48.598	45.387	260.9	7:47.351	
4	1	1:56.745	24.765	47.581	44.399	260.9	9:44.096	
5	1	1:55.927	24.749	47.380	43.798	260.9	11:40.023	
6	1	1:56.272	24.988	47.552	43.732	260.9	13:36.295	
7	1	1:56.660	24.884	47.647	44.129	262.1	15:32.955	
8	1	1:57.543	24.819	47.674	45.050	262.1	17:30.498	
9	1	2:03.259	B	24.975	47.759	50.525	260.9	19:33.757
10	1	3:59.426	2:16.557	54.058	48.811	208.1	23:33.183	
11	1	2:00.632	25.809	49.300	45.523	244.9	25:33.815	
12	1	1:57.943	25.404	48.078	44.461	259.6	27:31.758	
13	1	1:57.429	24.944	48.590	43.895	259.0	29:29.187	
14	1	1:56.642	24.641	47.731	44.270	259.6	31:25.829	
15	1	3:38.594	B	32.600	1:46.357	1:19.637	80.2	35:04.423
16	1	9:03.604	7:28.380	50.140	45.084	243.8	44:08.027	
17	1	1:58.032	25.084	48.503	44.445	256.5	46:06.059	
18	1	1:58.485	25.022	48.777	44.686	236.3	48:04.544	
19	1	1:56.213	24.793	47.716	43.704	262.8	50:00.757	
20	1	1:56.046	24.582	47.711	43.753	261.5	51:56.803	
21	1	1:57.986	24.639	48.367	44.980	258.4	53:54.789	
22	1	1:56.394	24.788	47.755	43.851	262.1	55:51.183	
23	1	1:56.772	24.637	47.931	44.204	262.8	57:47.955	
24	1	2:03.315	B	25.289	48.083	49.943	261.5	59:51.270
25	3	3:54.607	2:24.245	47.852	42.510	259.0	1:03:45.877	
26	3	2:18.413	B	24.160	47.284	1:06.969	260.9	1:06:04.290
27	2	37:59.817	B	...	1:09.335	1:08.692	122.0	1:44:04.107
28	2	3:25.749	1:38.787	58.187	48.775	153.6	1:47:29.856	
29	2	2:14.764	27.897	56.678	50.189	159.1	1:49:44.620	
30	2	2:04.770	26.046	52.804	45.920	173.6	1:51:49.390	
31	2	1:58.653	24.412	49.505	44.736	209.3	1:53:48.043	
32	2	1:55.257	24.372	48.253	42.632	231.3	1:55:43.300	
33	2	1:53.716	23.809	47.580	42.327	258.4	1:57:37.016	
34	2	1:53.492	23.891	47.350	42.251	262.8	1:59:30.508	

Lap	D	Time	Sector 1	Sector 2	Sector 3	T. Spd	Elapsed	
88								
35	2	1:57.881	24.247	48.492	45.142	262.1	2:01:28.389	
1	1	2:45.666	1:00.550	55.181	49.935	187.8	2:45.666	
2	1	2:04.873	26.516	51.884	46.473	184.0	4:50.539	
3	1	1:57.220	25.212	47.969	44.039	252.9	6:47.759	
4	1	1:55.769	24.662	47.535	43.572	262.1	8:43.528	
5	1	1:55.793	24.497	47.586	43.710	262.8	10:39.321	
6	1	1:57.499	24.825	48.762	43.912	257.1	12:36.820	
7	1	1:55.099	24.483	47.402	43.214	262.1	14:31.919	
8	1	1:54.950	24.397	47.387	43.166	262.8	16:26.869	
9	1	2:00.070	B	24.317	47.839	47.914	262.8	18:26.939
10	1	3:55.567	2:16.579	51.518	47.470	238.9	22:22.506	
11	1	2:02.013	25.397	50.310	46.306	189.8	24:24.519	
12	1	1:56.833	26.330	47.627	42.876	261.5	26:21.352	
13	1	1:54.805	24.516	47.325	42.964	260.9	28:16.157	
14	1	1:53.965	24.097	47.162	42.706	261.5	30:10.122	
15	1	2:10.856	B	24.132	47.044	59.680	263.4	32:20.978
16	11	1:22.145	...	50.437	46.334	248.3	1:43:43.123	
17	1	1:58.407	25.085	49.781	43.541	259.6	1:45:41.530	
18	1	1:55.600	24.501	47.612	43.487	261.5	1:47:37.130	
19	1	1:55.530	24.603	47.385	43.542	261.5	1:49:32.660	
20	1	1:55.263	24.287	47.520	43.456	261.5	1:51:27.923	
21	1	1:58.055	25.087	47.825	45.143	262.1	1:53:25.978	
22	1	1:54.116	24.071	47.044	43.001	263.4	1:55:20.094	
23	1	1:58.476	B	24.702	47.322	46.452	263.4	1:57:18.570

Lap	D	Time	Sector 1	Sector 2	Sector 3	T. Spd	Elapsed	
90								
1	1	2:51.052	1:13.183	55.143	42.726	172.5	2:51.052	
2	1	1:56.451	B	23.336	48.181	44.934	208.9	4:47.503
3	1	3:39.210	2:11.450	47.165	40.595	236.3	8:26.713	
4	1	1:44.129	21.919	43.805	38.405	282.0	10:10.842	
5	1	1:44.161	21.600	43.975	38.586	283.5	11:55.003	
6	1	1:44.448	21.546	44.267	38.635	280.5	13:39.451	
7	1	1:44.773	21.730	44.193	38.850	284.2	15:24.224	
8	1	1:44.367	21.794	43.964	38.609	284.2	17:08.591	
9	1	1:43.978	21.126	43.731	39.121	285.7	18:52.569	
10	1	1:49.031	22.058	44.104	42.869	285.7	20:41.600	
11	1	1:47.956	21.211	44.051	42.694	285.0	22:29.556	
12	1	1:43.304	21.255	43.836	38.213	285.7	24:12.860	
13	1	1:47.218	21.342	44.050	41.826	282.7	26:00.078	
14	1	1:45.711	21.084	43.774	40.853	284.2	27:45.789	
15	1	1:48.935	22.655	45.150	41.130	265.4	29:34.724	
16	1	1:47.362	23.702	44.287	39.373	257.1	31:22.086	
17	1	3:22.647	B	22.137	1:41.554	1:18.956	80.4	34:44.733
18	2	9:35.131	8:05.531	48.002	41.598	218.2	44:19.864	
19	2	1:53.105	23.904	45.105	44.096	248.8	46:12.969	
20	2	1:46.655	21.380	44.681	40.594	273.4	47:59.624	
21	2	1:43.931	21.179	44.014	38.738	280.5	49:43.555	
22	2	1:44.412	21.231	44.410	38.771	282.7	51:27.967	
23	2	1:45.972	21.146	44.840	39.986	284.2	53:13.939	





# Asian Le Mans Series

## 4 Hours of Abu Dhabi

### Private Test Session

## Sector Analysis

Lap under Red Flag Invalidated Lap Personal Best Session Best B Crossing the pit lane

Lap	D	Time	Sector 1	Sector 2	Sector 3	T. Spd	Elapsed	Lap	D	Time	Sector 1	Sector 2	Sector 3	T. Spd	Elapsed
-----	---	------	----------	----------	----------	--------	---------	-----	---	------	----------	----------	----------	--------	---------

24	2	1:46.723	22.179	45.359	39.185	276.9	55:00.662	33	3	1:54.037	24.323	47.025	42.689	261.5	2:01:03.093	
25	2	1:43.629	21.182	44.090	38.357	279.1	56:44.291	<b>93</b>	Project 1	1.Darren LEUNG	3.Dan HARPER	BMW M4 GT3	GT			
26	2	1:46.012	21.099	44.373	40.540	280.5	58:30.303									
27	2	1:43.833	21.135	44.151	38.547	280.5	1:00:14.136	1	3	2:41.508	55.598	55.450	50.460	188.5	2:41.508	
28	2	1:46.415	21.941	44.825	39.649	263.4	1:02:00.551	2	3	1:59.601	26.041	49.596	43.964	249.4	4:41.109	
29	2	1:48.575	22.753	44.548	41.274	281.2	1:03:49.126	3	3	1:54.681	24.635	47.400	42.646	262.1	6:35.790	
30	2	<b>2:07.651</b>	B	21.927	44.146	1:01.578	282.0	1:05:56.777	4	3	1:55.316	24.183	47.399	43.734	262.1	8:31.106
31	3	36:48.562	...	47.514	38.853	257.8	1:42:45.339	5	3	1:54.159	24.111	47.249	42.799	264.1	10:25.265	
32	3	1:45.161	21.624	44.113	39.424	282.7	1:44:30.500	6	3	1:55.486	B	24.283	47.037	44.166	262.8	12:20.751
33	3	1:46.065	22.173	43.749	40.143	284.2	1:46:16.565	7	3	1:34.574	...	47.516	42.655	261.5	23:55.325	
34	3	<b>1:42.164</b>	21.026	43.451	<b>37.687</b>	282.0	1:47:58.729	8	3	1:54.469	23.999	47.261	43.209	262.8	25:49.794	
35	3	1:44.863	21.304	43.635	39.924	283.5	1:49:43.592	9	3	<b>1:54.394</b>	24.183	<b>46.999</b>	43.212	262.1	27:44.188	
36	3	1:44.381	21.781	43.542	39.058	282.7	1:51:27.973	10	3	1:54.837	24.122	47.837	42.878	261.5	29:39.025	
37	3	1:47.396	22.568	43.651	41.177	283.5	1:53:15.369	11	3	1:54.601	24.047	47.649	42.905	262.8	31:33.626	
38	3	1:44.618	21.782	43.294	39.542	280.5	1:54:59.987	12	3	<b>3:46.276</b>	B	43.304	1:45.536	1:17.436	79.7	35:19.902
39	3	1:43.852	21.225	<b>43.289</b>	39.338	284.2	1:56:43.839	13	3	11:02.664	9:30.670	48.446	43.548	255.9	46:22.566	
40	3	1:43.419	21.269	43.386	38.764	284.2	1:58:27.258	14	3	1:54.885	24.140	47.234	43.511	262.8	48:17.451	
41	3	1:42.784	<b>20.917</b>	43.352	38.515	284.2	2:00:10.042	15	3	1:54.065	24.046	47.175	42.844	262.8	50:11.516	

<b>91</b>	Pure Rxcing		Porsche 911 GT3 R			
	1.Alex MALYKHIN		3.Joel STURM		GT	
	2.Klaus BACHLER					

1	1	4:34.191	2:51.964	53.490	48.737	219.1	4:34.191
2	1	1:58.996	27.038	48.140	43.818	261.5	6:33.187
3	1	1:55.751	24.923	47.256	43.572	261.5	8:28.938
4	1	1:54.836	24.380	47.361	43.095	262.1	10:23.774
5	1	<b>1:53.704</b>	24.165	<b>46.905</b>	42.634	261.5	12:17.478
6	1	1:53.958	24.171	47.189	42.598	260.9	14:11.436
7	1	1:54.689	24.263	47.302	43.124	260.2	16:06.125
8	1	1:53.877	24.180	46.974	42.723	262.1	18:00.002
9	1	2:00.143	B	25.062	47.582	47.499	20:00.145
10	1	5:46.873	4:07.713	52.750	46.410	225.9	25:47.018
11	1	1:56.456	24.934	47.562	43.960	258.4	27:43.474
12	1	1:58.011	24.348	48.782	44.881	250.0	29:41.485
13	1	1:54.682	24.187	47.133	43.362	262.1	31:36.167
14	1	<b>3:49.438</b>	B	41.959	1:48.314	1:19.165	35:25.605
15	1	8:46.151	7:12.421	48.542	45.188	259.0	44:11.756
16	1	1:55.624	24.805	47.388	43.431	265.4	46:07.380
17	1	1:55.791	24.134	47.499	44.158	263.4	48:03.171
18	1	1:54.959	24.706	47.252	43.001	261.5	49:58.130
19	1	1:56.406	B	24.137	46.914	45.355	51:54.536
20	3	7:10.489	5:37.474	49.399	43.616	250.0	59:05.025
21	3	1:54.703	24.517	47.466	42.720	259.6	1:00:59.728
22	3	1:54.233	24.150	47.387	42.696	260.9	1:02:53.961
23	3	1:54.094	24.011	47.636	<b>42.447</b>	259.6	1:04:48.055
24	3	<b>3:21.661</b>	B	23.987	1:41.352	1:16.322	1:08:09.716
25	3	34:41.791	...	49.946	44.391	234.8	1:42:51.507
26	3	1:54.082	24.248	47.359	42.475	260.9	1:44:45.589
27	3	1:54.187	<b>23.910</b>	47.187	43.090	260.2	1:46:39.776
28	3	1:54.237	24.038	47.366	42.833	260.2	1:48:34.013
29	3	1:54.170	24.140	47.199	42.831	259.6	1:50:28.183
30	3	1:56.137	B	24.134	47.271	44.732	1:52:24.320
31	3	3:59.439	B	2:11.726	55.160	52.553	1:56:23.759
32	3	2:45.297	1:12.934	48.736	43.627	255.9	1:59:09.056

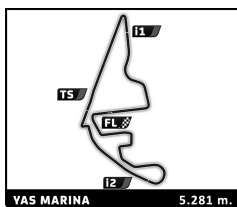
<b>93</b>	Project 1		BMW M4 GT3			
	1.Darren LEUNG		3.Dan HARPER		GT	
	2.Christian BOGLE					

1	3	2:41.508	55.598	55.450	50.460	188.5	2:41.508
2	3	1:59.601	26.041	49.596	43.964	249.4	4:41.109
3	3	1:54.681	24.635	47.400	42.646	262.1	6:35.790
4	3	1:55.316	24.183	47.399	43.734	262.1	8:31.106
5	3	1:54.159	24.111	47.249	42.799	264.1	10:25.265
6	3	1:55.486	B	24.283	47.037	44.166	12:20.751
7	3	1:34.574	...	47.516	42.655	261.5	23:55.325
8	3	1:54.469	23.999	47.261	43.209	262.8	25:49.794
9	3	<b>1:54.394</b>	24.183	<b>46.999</b>	43.212	262.1	27:44.188
10	3	1:54.837	24.122	47.837	42.878	261.5	29:39.025
11	3	1:54.601	24.047	47.649	42.905	262.8	31:33.626
12	3	<b>3:46.276</b>	B	43.304	1:45.536	1:17.436	35:19.902
13	3	11:02.664	9:30.670	48.446	43.548	255.9	46:22.566
14	3	1:54.885	24.140	47.234	43.511	262.8	48:17.451
15	3	1:54.065	24.046	47.175	42.844	262.8	50:11.516
16	3	1:54.125	<b>23.948</b>	47.321	42.856	264.7	52:05.641
17	3	1:54.239	24.096	47.381	42.762	262.8	53:59.880
18	3	1:54.526	24.115	47.228	43.183	264.7	55:54.406
19	3	1:59.331	B	24.574	47.769	46.988	57:53.737
20	3	3:53.859	2:13.679	54.577	45.603	216.4	1:01:47.596
21	3	1:56.025	25.007	47.725	43.293	257.1	1:03:43.621
22	3	<b>2:18.424</b>	B	24.266	47.302	1:06.856	1:06:02.045
23	3	36:28.601	...	49.505	44.940	254.1	1:42:30.646
24	3	1:58.517	24.468	47.979	46.070	238.4	1:44:29.163
25	3	1:55.008	24.931	47.466	<b>42.611</b>	262.8	1:46:24.171
26	3	2:03.627	23.972	47.496	52.159	262.8	1:48:27.798
27	3	2:03.065	24.063	48.254	50.748	261.5	1:50:30.863
28	3	1:54.440	24.297	47.375	42.768	262.1	1:52:25.303
29	3	1:54.191	24.143	47.169	42.879	262.1	1:54:19.494
30	3	1:57.725	24.035	47.805	45.885	262.8	1:56:17.219
31	3	1:57.404	24.110	47.213	46.081	264.7	1:58:14.623
32	3	1:55.375	24.150	48.457	42.768	263.4	2:00:09.998

<b>95</b>	TF Sport		Aston Martin Vantage AMR GT3			
	1.John HARTSHORNE		3.Jonathan ADAM		GT	
	2.Ben TUCK					

1	1	3:00.204	1:12.284	58.435	49.485	182.1	3:00.204
2	1	2:05.559	26.521	50.898	48.140	244.3	5:05.763
3	1	1:58.001	25.274	48.492	44.235	257.1	7:03.764
4	1	1:56.663	24.728	47.883	44.052	258.4	9:00.427
5	1	1:59.663	25.269	48.857	45.537	251.2	11:00.090
6	1	1:57.102	24.943	47.885	44.274	259.0	12:57.192
7	1	1:56.909	25.101	48.005	43.803	259.0	14:54.101
8	1	1:56.431	24.467	48.027	43.937	259.6	16:50.532
9	1	2:01.791	B	24.798	47.672	49.321	18:52.323
10	1	4:39.508	3:03.573	49.517	46.418	257.1	23:31.831
11	1	1:57.834	25.237	48.323	44.274	259.0	25:29.665
12	1	1:58.944	24.880	48.651	45.413	257.1	27:28.609
13	1	1:57.385	24.862	48.118	44.405	257.1	29:25.994
14	1	1:58.157	25.011	48.147	44.999	257.8	31:24.151





## Asian Le Mans Series 4 Hours of Abu Dhabi Private Test Session

### Sector Analysis

Lap under Red Flag													Invalidated Lap	Personal Best	Session Best	B Crossing the pit lane
Lap	D	Time	Sector 1	Sector 2	Sector 3	T. Spd	Elapsed	Lap	D	Time	Sector 1	Sector 2	Sector 3	T. Spd	Elapsed	
15	1	3:34.670 B	30.206	1:45.846	1:18.618	80.2	34:58.821	28	3	38:13.623	...	57.101	49.527	147.5	1:44:03.377	
16	2	9:23.096	7:49.188	49.134	44.774	235.8	44:21.917	29	3	1:58.700	25.163	48.760	44.777	255.9	1:46:02.077	
17	2	1:54.832	24.367	47.604	42.861	258.4	46:16.749	30	3	1:57.665	24.813	48.167	44.685	258.4	1:47:59.742	
18	2	1:53.594	23.980	46.966	42.648	261.5	48:10.343	31	3	1:56.332	24.755	48.242	43.335	256.5	1:49:56.074	
19	2	1:53.917	24.036	47.275	42.606	257.1	50:04.260	32	3	1:55.699	24.472	47.707	43.520	257.8	1:51:51.773	
20	2	1:53.502	23.909	46.910	42.683	261.5	51:57.762	33	3	1:58.702	25.978	47.953	44.771	262.1	1:53:50.475	
21	2	1:55.498	23.953	47.687	43.858	256.5	53:53.260	34	3	1:55.849	24.692	47.549	43.608	263.4	1:55:46.324	
22	2	1:53.628	23.878	47.170	42.580	259.0	55:46.888	35	3	1:55.516	24.433	47.621	43.462	262.1	1:57:41.840	
23	2	1:53.617	23.787	47.115	42.715	259.6	57:40.505	36	3	1:56.411	24.215	47.489	44.707	262.1	1:59:38.251	
24	2	1:56.461	24.049	47.897	44.515	260.2	59:36.966	37	3	1:58.385	24.462	48.302	45.621	237.9	2:01:36.636	
25	2	1:56.683 B	23.955	47.143	45.585	262.1	1:01:33.649	<b>99</b> <b>99 Racing</b> <span style="float:right">Oreca 07 - Gibson</span>								
26	3	4:00.276 B	2:16.389	51.040	52.847	233.8	1:05:33.925	1.Ahmad AL HARTHY <span style="float:right">LMP2</span>								
27	3	36:54.958	...	49.738	44.702	229.8	1:42:28.883	2.Filipe ALBUQUERQUE								
28	3	1:55.631	24.797	47.949	42.885	257.1	1:44:24.514	1	3	2:39.497	1:05.971	49.187	44.339	221.8	2:39.497	
29	3	1:57.861	24.190	47.353	46.318	257.1	1:46:22.375	2	3	1:45.883	22.740	44.485	38.658	279.8	4:25.380	
30	3	1:58.863	24.299	48.075	46.489	257.1	1:48:21.238	3	3	1:42.967	21.749	43.519	37.699	283.5	6:08.347	
31	3	1:54.381	24.109	47.279	42.993	259.0	1:50:15.619	4	3	1:41.847	20.869	43.271	37.707	285.7	7:50.194	
32	3	1:56.936	24.483	47.888	44.565	257.8	1:52:12.555	5	3	1:43.488	21.341	43.391	38.756	285.0	9:33.682	
33	3	1:56.884	24.078	47.994	44.812	257.8	1:54:09.439	6	3	1:45.272	21.069	43.645	40.558	273.4	11:18.954	
34	3	1:53.557	24.005	47.074	42.478	260.2	1:56:02.996	7	3	1:44.225	20.827	44.761	38.637	282.7	13:03.179	
35	3	1:53.447	23.996	47.133	42.318	258.4	1:57:56.443	8	3	1:43.450	21.005	44.033	38.412	285.7	14:46.629	
36	3	1:53.696	23.933	47.317	42.446	259.0	1:59:50.139	9	3	1:43.898	21.774	44.765	37.359	271.4	16:30.527	
37	3	1:53.837	24.281	47.231	42.325	260.2	2:01:43.976	10	3	1:42.592	20.766	43.381	38.445	286.5	18:13.119	
<b>98</b> <b>Dragon Racing</b> <span style="float:right">Ferrari 296 GT3</span>																
1.Rui ANDRADE <span style="float:right">GT</span>																
2.Nicola MARINANGELI <span style="float:right">3.Marco PULCINI</span>																
1	1	3:25.673	1:45.080	53.506	47.087	190.8	3:25.673	11	3	1:43.322	20.833	43.135	39.354	286.5	19:56.441	
2	1	1:57.956	25.322	48.308	44.326	259.6	5:23.629	12	3	1:42.483	21.104	43.234	38.145	285.7	21:38.924	
3	1	1:56.643	24.641	47.975	44.027	262.8	7:20.272	13	3	1:44.544	20.915	44.293	39.336	270.0	23:23.468	
4	1	1:56.082	24.599	47.603	43.880	260.2	9:16.354	14	3	1:42.745	21.312	43.904	37.529	282.0	25:06.213	
5	1	1:59.732 B	24.475	47.761	47.496	264.1	11:16.086	15	3	1:43.620	20.930	44.494	38.196	259.6	26:49.833	
6	1	3:57.510	2:14.360	54.144	49.006	236.8	15:13.596	16	3	1:42.179	21.124	43.432	37.623	269.3	28:32.012	
7	1	2:00.025	25.782	49.304	44.939	259.0	17:13.621	17	3	1:42.553	21.318	43.533	37.702	276.2	30:14.565	
8	1	1:55.936	24.837	47.754	43.345	261.5	19:09.557	18	3	1:58.243 B	20.890	43.148	54.205	280.5	32:12.808	
9	1	1:54.615	24.170	47.325	43.120	262.1	21:04.172	19	2	12:09.664 B	...	46.570	54.256	214.7	44:22.472	
10	1	1:54.351	24.382	47.102	42.867	262.8	22:58.523									
11	1	1:54.607	24.323	47.574	42.710	263.4	24:53.130									
12	1	1:54.006	24.162	47.223	42.621	262.1	26:47.136									
13	1	1:54.857	24.120	47.450	43.287	262.1	28:41.993									
14	1	1:55.056	24.312	47.284	43.460	261.5	30:37.049									
15	1	2:28.907 B	24.351	47.774	1:16.782	263.4	33:05.956									
16	2	11:28.299	9:52.058	49.712	46.529	249.4	44:34.255									
17	2	1:54.499	24.271	47.505	42.723	259.6	46:28.754									
18	2	1:54.325	24.077	47.676	42.572	261.5	48:23.079									
19	2	1:54.112	24.007	47.388	42.717	262.1	50:17.191									
20	2	1:54.163	23.965	47.444	42.754	262.1	52:11.354									
21	2	1:54.405	24.030	47.510	42.865	260.9	54:05.759									
22	2	1:54.582	24.177	47.549	42.856	262.8	56:00.341									
23	2	1:55.071	24.135	47.988	42.948	262.1	57:55.412									
24	2	1:54.475	24.147	47.519	42.809	262.8	59:49.887									
25	2	1:54.733	24.001	47.672	43.060	264.1	1:01:44.620									
26	2	1:54.175	23.915	47.507	42.753	263.4	1:03:38.795									
27	2	2:10.959 B	24.193	47.420	59.346	263.4	1:05:49.754									

