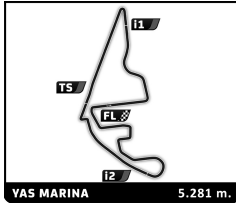




ASIAN LE MANS SERIES



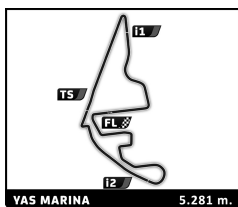
Asian Le Mans Series 4 Hours of Abu Dhabi Free Practice 1

Sector Analysis

Lap under Red Flag Invalidated Lap Personal Best Session Best Crossing the pit lane

Lap	D	Time	Sector 1	Sector 2	Sector 3	T. Spd	Elapsed	Lap	D	Time	Sector 1	Sector 2	Sector 3	T. Spd	Elapsed	
2 CD Sport 1.Michael JENSEN 3.Fabien LAVERGNE 2.Nick ADCOCK Ligier JS P320 - Nissan LMP3								4 Crowdstrike Racing by APR 1.George KURTZ 3.Malthe JAKOBSEN 2.Colin BRAUN Oreca 07 - Gibson LMP2								
1	1	2:56.814	B	1:06.202	57.480	53.132	185.9	10	1	1:49.213	23.274	45.290	40.649	282.7	19:14.553	
2	2	8:21.177		6:40.800	52.255	48.122	210.5	11	1	1:48.278	21.673	44.299	42.306	281.2	21:02.831	
3	2	1:59.780		25.128	49.457	45.195	245.5	12	1	1:43.978	21.203	43.759	39.016	284.2	22:46.809	
4	2	1:55.032		24.199	46.927	43.906	262.1	13	1	1:52.951	B	21.956	45.037	45.958	281.2	24:39.760
5	2	1:54.168		23.928	47.490	42.750	264.1	14	2	3:38.041		2:10.952	43.942	43.147	279.8	28:17.801
6	2	1:52.309		23.878	46.545	41.886	264.1	15	2	1:46.087		21.361	43.529	41.197	279.1	30:03.888
7	2	1:52.209		23.557	46.644	42.008	265.4	16	2	1:44.732		21.613	43.492	39.627	282.7	31:48.620
8	2	1:53.672		23.548	46.879	43.245	253.5	17	2	1:43.014		21.910	43.458	37.646	285.0	33:31.634
9	2	1:52.404		23.426	46.647	42.331	265.4	18	2	1:42.709		21.448	43.310	37.951	284.2	35:14.343
10	2	1:59.342	B	23.832	47.488	48.022	250.0	19	2	1:48.015		22.027	43.545	42.443	285.0	37:02.358
11	3	4:07.033		2:23.947	58.523	44.563	208.5	20	2	1:42.530		20.995	43.385	38.150	283.5	38:44.888
12	3	1:50.770		23.114	46.234	41.422	266.7	21	2	1:52.325	B	21.609	47.603	43.113	228.8	40:37.213
13	3	1:49.558		22.878	45.993	40.687	267.3	22	2	3:33.824		2:08.496	43.764	41.564	279.8	44:11.037
14	3	1:49.354		22.976	45.877	40.501	267.3	23	2	1:43.855		21.090	43.491	39.274	279.8	45:54.892
15	3	1:50.451		22.725	45.887	41.839	269.3	24	2	2:04.118	B	21.532	43.676	58.910	277.6	47:59.010
16	3	1:49.922		23.203	46.137	40.582	267.3	25	1	11:11.382		9:44.511	46.038	40.833	216.4	59:10.392
17	3	1:59.581		22.750	48.558	48.273	268.7	26	1	1:46.827		22.268	45.164	39.395	277.6	1:00:57.219
18	3	1:51.472		22.889	46.115	42.468	268.0	27	1	1:45.043		21.661	44.144	39.238	282.0	1:02:42.262
19	3	1:51.005		22.901	45.856	42.248	266.7	28	1	1:44.765		21.628	44.054	39.083	279.8	1:04:27.027
20	3	1:49.111		22.700	45.804	40.607	266.7	29	1	1:45.996		21.676	44.198	40.122	274.1	1:06:13.023
21	3	4:00.648	B	54.632	1:45.362	1:20.654	79.9	30	1	1:45.030		21.512	43.818	39.700	283.5	1:07:58.053
22	1	8:31.097		6:56.695	50.599	43.803	218.6	31	1	1:49.678		22.062	45.909	41.707	278.4	1:09:47.731
23	1	1:57.189		24.532	48.131	44.526	251.7	32	1	1:50.463	B	21.704	44.072	44.687	282.7	1:11:38.194
24	1	1:57.263		24.973	48.725	43.565	247.7	33	1	3:05.101		1:35.465	48.151	41.485	230.3	1:14:43.295
25	1	1:56.762		23.973	47.481	45.308	261.5	34	1	1:48.806		22.624	44.729	41.453	266.0	1:16:32.101
26	1	1:56.082		25.150	48.236	42.696	255.3	35	1	1:44.896		21.806	44.186	38.904	282.0	1:18:16.997
27	1	1:54.747		23.850	47.261	43.636	264.1	36	1	1:43.469		21.361	43.884	38.224	281.2	1:20:00.466
28	1	1:55.152		23.928	47.403	43.821	262.8	37	1	1:47.729		21.195	45.871	40.663	259.6	1:21:48.195
29	1	1:54.859		23.984	47.287	43.588	263.4	38	1	1:47.788		22.089	45.432	40.267	244.3	1:23:35.983
30	1	1:53.504		23.741	46.998	42.765	264.7	39	1	1:48.210		23.066	45.374	39.770	244.9	1:25:24.193
31	1	1:55.033		24.953	47.347	42.733	264.1	40	1	1:45.479		21.540	45.022	38.917	270.0	1:27:09.672
32	1	1:53.755		24.037	47.230	42.488	262.8	41	1	1:48.091		21.934	44.801	41.356	284.2	1:28:57.763
33	1	1:53.701		23.708	47.088	42.905	264.1	42	1	1:45.920		21.588	44.203	40.129	286.5	1:30:43.683
34	1	1:53.523		23.606	46.911	43.006	264.1									
35	1	1:54.230		23.790	47.145	43.295	264.1									
36	1	1:54.970		23.928	47.108	43.934	265.4									
37	1	1:54.039		23.990	47.040	43.009	264.7									
38	1	1:54.622		24.140	47.385	43.097	263.4									
1	1	2:24.761		49.044	50.544	45.173	182.1									
2	1	1:59.924		24.291	48.045	47.588	228.8									
3	1	1:52.863		22.573	48.841	41.449	245.5									
4	1	1:46.682		21.706	43.895	41.081	283.5									
5	1	2:12.432		25.063	49.443	57.926	232.3									
6	1	1:50.183		21.750	44.772	43.661	282.7									
7	1	1:44.681		21.483	43.911	39.287	284.2									
8	1	1:46.663		22.374	44.635	39.654	280.5									
9	1	1:47.151		23.154	44.175	39.822	282.0									



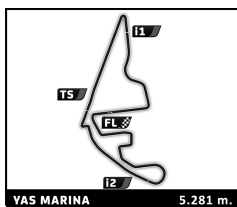


Asian Le Mans Series 4 Hours of Abu Dhabi Free Practice 1

Sector Analysis

Lap under Red Flag								Invalidated Lap		Personal Best		Session Best		B Crossing the pit lane					
Lap	D	Time	Sector 1	Sector 2	Sector 3	T. Spd	Elapsed	Lap	D	Time	Sector 1	Sector 2	Sector 3	T. Spd	Elapsed				
2	3	1:48.583	22.016	44.895	41.672	268.7	4:01.920	7	1	1:48.395	22.032	44.442	41.921	283.5	13:16.432				
3	3	1:43.685	21.320	43.888	38.477	277.6	5:45.605	8	1	1:50.945	21.997	45.087	43.861	282.7	15:07.377				
4	3	1:44.286	21.779	43.909	38.598	281.2	7:29.891	9	1	1:46.244	21.992	44.524	39.728	283.5	16:53.621				
5	3	1:43.069	21.627	43.385	38.057	282.0	9:12.960	10	1	1:46.562	21.614	44.765	40.183	283.5	18:40.183				
6	3	1:41.883	20.910	43.335	37.638	283.5	10:54.843	11	1	1:45.404	21.630	44.112	39.662	283.5	20:25.587				
7	3	1:44.120	22.326	43.750	38.044	282.0	12:38.963	12	1	1:50.987 B	21.651	44.207	45.129	283.5	22:16.574				
8	3	1:46.721 B	20.833	43.205	42.683	283.5	14:25.684	13	2	3:40.649	2:11.422	46.623	42.604	258.4	25:57.223				
9	1	3:41.757	2:12.194	45.919	43.644	272.7	18:07.441	14	2	1:48.555	23.592	45.746	39.217	281.2	27:45.778				
10	1	1:47.492	22.843	44.378	40.271	281.2	19:54.933	15	2	1:44.573	21.300	43.767	39.506	284.2	29:30.351				
11	1	1:48.599	22.388	44.404	41.807	279.8	21:43.532	16	2	1:43.173	21.308	44.019	37.846	285.0	31:13.524				
12	1	1:46.978	22.036	44.480	40.462	279.1	23:30.510	17	2	1:42.915	21.267	43.833	37.815	284.2	32:56.439				
13	1	1:46.717	22.086	44.536	40.095	281.2	25:17.227	18	2	1:44.583	21.244	44.436	38.903	286.5	34:41.022				
14	1	1:47.798	23.516	45.009	39.273	282.7	27:05.025	19	2	1:44.698	22.367	43.923	38.408	284.2	36:25.720				
15	1	1:45.235	21.726	43.980	39.529	282.0	28:50.260	20	2	1:43.639	21.171	44.142	38.326	285.7	38:09.359				
16	1	1:48.068	23.029	44.764	40.275	281.2	30:38.328	21	2	1:45.463	21.689	44.877	38.897	278.4	39:54.822				
17	1	1:45.549	21.737	43.649	40.163	281.2	32:23.877	22	2	1:45.501	21.902	44.293	39.306	283.5	41:40.323				
18	1	1:47.632	21.984	43.713	41.935	284.2	34:11.509	23	2	1:44.787	21.952	44.155	38.680	283.5	43:25.110				
19	1	1:46.101	22.822	43.937	39.342	282.0	35:57.610	24	2	1:47.090	22.285	44.196	40.609	284.2	45:12.200				
20	1	1:47.359	21.720	44.687	40.952	282.0	37:44.969	25	3	28:18.829 B	...	50.338	57.377	183.7	1:13:31.029				
21	1	1:46.442	22.476	43.962	40.004	282.7	39:31.411	26 Bretton Racing Ligier JS P320 - Nissan											
22	1	1:47.960	21.438	44.177	42.345	282.0	41:19.371	1.Dan SKOCDOPOLE		3.Mihnea STEFAN		LMP3							
23	1	1:45.759	21.553	44.093	40.113	282.0	43:05.130	2.Julien GERBI											
24	1	1:45.024	21.396	44.139	39.489	282.0	44:50.154	1	3	2:53.863	1:07.225	56.942	49.696	171.2	2:53.863				
25	1	1:44.226	21.355	43.608	39.263	282.0	46:34.380	2	3	1:55.808	24.842	48.217	42.749	241.1	4:49.671				
26	1	2:47.555 B	21.849	1:07.235	1:18.471	232.8	49:21.935	3	3	1:54.948	23.520	49.323	42.105	268.0	6:44.619				
27	2	9:45.469	8:17.358	46.751	41.360	254.1	59:07.404	4	3	1:50.863	23.007	46.402	41.454	264.7	8:35.482				
28	2	1:45.100	21.880	44.320	38.900	275.5	1:00:52.504	5	3	1:50.437	22.903	46.576	40.958	248.3	10:25.919				
29	2	1:43.807	21.314	43.987	38.506	277.6	1:02:36.311	6	3	1:49.582	22.716	46.056	40.810	264.7	12:15.501				
30	2	1:43.425	21.243	43.777	38.405	279.8	1:04:19.736	7	3	1:50.790	23.271	45.882	41.637	266.0	14:06.291				
31	2	1:44.511	21.245	44.366	38.900	277.6	1:06:04.247	8	3	1:49.365	22.570	45.920	40.875	267.3	15:55.656				
32	2	1:45.677	21.402	44.179	40.096	273.4	1:07:49.924	9	3	1:53.732 B	22.657	45.912	45.163	265.4	17:49.388				
33	2	1:46.066	23.056	44.012	38.998	277.6	1:09:35.990	10	2	4:18.348	2:49.760	47.105	41.483	254.7	22:07.736				
34	2	1:43.804	21.444	44.095	38.265	278.4	1:11:19.794	11	2	1:52.311	23.152	45.942	43.217	263.4	24:00.047				
35	2	1:43.961	21.204	44.366	38.391	280.5	1:13:03.755	12	2	1:55.852	24.468	47.921	43.463	234.8	25:55.899				
36	2	1:44.158	21.239	44.128	38.791	279.1	1:14:47.913	13	2	1:53.963	24.742	47.411	41.810	251.7	27:49.862				
37	2	1:44.736	21.556	43.827	39.353	280.5	1:16:32.649	14	2	1:50.133	22.970	46.203	40.960	261.5	29:39.995				
38	2	1:44.862	21.552	44.236	39.074	279.8	1:18:17.511	15	2	1:55.006 B	22.801	46.037	46.168	264.1	31:35.001				
39	2	1:44.295	21.628	43.990	38.677	279.8	1:20:01.806	16	3	4:48.680	3:19.690	47.456	41.534	260.9	36:23.681				
40	2	1:46.884	21.317	44.636	40.931	255.9	1:21:48.690	17	3	1:52.059	23.235	46.669	42.155	263.4	38:15.740				
41	2	1:45.991	21.685	44.585	39.721	269.3	1:23:34.681	18	3	1:51.887	23.720	46.844	41.323	263.4	40:07.627				
42	2	1:44.864	22.029	44.060	38.775	280.5	1:25:19.545	19	3	1:50.943	22.943	46.567	41.433	262.8	41:58.570				
43	2	1:44.647	21.174	44.179	39.294	279.8	1:27:04.192	20	3	1:53.030	23.047	46.780	43.203	259.0	43:51.600				
44	2	1:43.794	21.032	43.914	38.848	280.5	1:28:47.986	21	3	1:54.688	24.234	47.796	42.658	242.2	45:46.288				
45	2	1:43.465	21.105	44.116	38.244	278.4	1:30:31.451	22	3	2:07.129 B	23.056	46.805	57.268	254.7	47:53.417				
25 Algarve Pro Racing Oreca 07 - Gibson								1.Chris MCMURRY								3.Toby SOWERY			
2.Freddie TOMLINSON								LMP2											
1	1	2:19.700	45.470	50.281	43.949	221.3	2:19.700	23	3	11:49.562	...	48.445	43.978	255.9	59:42.979				
2	1	1:48.786	22.523	45.180	41.083	272.7	4:08.486	24	3	1:52.149	23.405	46.779	41.965	260.2	1:01:35.128				
3	1	1:47.331	21.835	44.572	40.924	279.8	5:55.817	25	3	1:51.380	23.057	46.604	41.719	264.7	1:03:26.508				
4	1	1:55.265	22.780	45.258	47.227	283.5	7:51.082	26	3	1:56.603 B	23.063	46.564	46.976	263.4	1:05:23.111				
5	1	1:48.500	22.170	44.688	41.642	282.0	9:39.582	27	1	4:07.483	2:38.037	47.568	41.878	252.9	1:09:30.594				
6	1	1:48.455	22.689	44.867	40.899	282.7	11:28.037	28	1	1:52.366	23.601	46.868	41.897	261.5	1:11:22.960				
								29	1	1:54.946	23.968	47.313	43.665	260.9	1:13:17.906				
								30	1	1:52.351	23.472	46.664	42.215	257.1	1:15:10.257				
								31	1	1:51.562	23.513	46.633	41.416	265.4	1:17:01.819				





Asian Le Mans Series 4 Hours of Abu Dhabi Free Practice 1

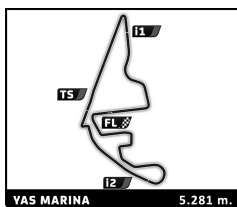
Sector Analysis

VAS MARINA 5.281 m.

Lap under Red Flag Invalidated Lap Personal Best Session Best B Crossing the pit lane

Lap	D	Time	Sector 1	Sector 2	Sector 3	T. Spd	Elapsed	Lap	D	Time	Sector 1	Sector 2	Sector 3	T. Spd	Elapsed
32	1	1:52.187	23.417	46.846	41.924	266.0	1:18:54.006	4	1	1:44.781	21.233	43.666	39.882	282.7	7:37.096
33	1	1:52.574	24.142	46.959	41.473	265.4	1:20:46.580	5	1	1:46.503	21.647	43.642	41.214	282.0	9:23.599
34	1	1:54.022	23.379	47.113	43.530	254.1	1:22:40.602	6	1	1:43.611	21.240	44.060	38.311	285.0	11:07.210
35	1	1:52.812	23.664	47.028	42.120	254.1	1:24:33.414	7	1	1:45.664	21.123	43.686	40.855	283.5	12:52.874
36	1	1:51.604	23.499	46.781	41.324	266.0	1:26:25.018	8	1	1:43.399	21.153	43.579	38.667	282.0	14:36.273
37	1	1:55.258	23.348	47.709	44.201	264.7	1:28:20.276	9	1	1:46.352	B 21.177	43.563	41.612	284.2	16:22.625
38	1	2:01.819	B 23.758	47.790	50.271	254.1	1:30:22.095	10	3	3:33.314	2:08.653	44.933	39.728	284.2	19:55.939
27 Optimum Motorsport McLaren 720S GT3 1.Mark RADCLIFFE 3.Oliver MILLROY GT 2.Rob BELL								11 3 1:47.870 21.770 45.003 41.097 284.2 21:43.809							
1	3	3:02.185	1:14.510	51.912	55.763	207.3	3:02.185	12	3	1:46.907	22.137	45.298	39.472	264.7	23:30.716
2	3	2:00.776	24.824	48.089	47.863	254.1	5:02.961	13	3	1:46.719	22.022	44.830	39.867	277.6	25:17.435
3	3	1:54.200	24.267	47.459	42.474	257.8	6:57.161	14	3	1:45.865	23.076	44.550	38.239	283.5	27:03.300
4	3	1:53.118	23.778	47.157	42.183	258.4	8:50.279	15	3	1:44.544	21.213	44.511	38.820	284.2	28:47.844
5	3	1:54.031	23.933	47.640	42.458	259.0	10:44.310	16	3	1:46.386	21.406	43.962	41.018	283.5	30:34.230
6	3	1:54.411	23.715	47.442	43.254	257.8	12:38.721	17	3	1:43.538	21.057	43.888	38.593	285.0	32:17.768
7	3	1:57.564	B 24.324	47.511	45.729	256.5	14:36.285	18	3	1:47.285	22.875	44.057	40.353	284.2	34:05.053
8	3	4:20.518	2:49.542	48.197	42.779	255.9	18:56.803	19	3	1:43.999	21.119	43.789	39.091	285.7	35:49.052
9	3	1:53.784	24.013	47.202	42.569	259.0	20:50.587	20	3	1:44.789	22.091	44.420	38.278	283.5	37:33.841
10	3	1:53.555	23.837	47.239	42.479	259.0	22:44.142	21	3	1:44.664	22.339	44.212	38.113	282.0	39:18.505
11	3	1:54.806	24.030	47.766	43.010	257.1	24:38.948	22	3	1:44.330	21.050	43.875	39.405	283.5	41:02.835
12	3	1:58.479	B 24.132	47.580	46.767	259.6	26:37.427	23	3	1:42.874	21.184	43.876	37.814	283.5	42:45.709
13	1	3:49.359	2:14.552	49.227	45.580	255.3	30:26.786	24	3	1:46.123	22.789	44.036	39.298	285.0	44:31.832
14	1	1:59.162	24.597	48.024	46.541	259.0	32:25.948	25	3	1:43.932	21.050	43.872	39.010	284.2	46:15.764
15	1	1:56.785	24.702	47.781	44.302	259.0	34:22.733	26	3	2:24.638	B 21.820	46.129	1:16.689	279.8	48:40.402
16	1	1:56.283	24.492	47.867	43.924	259.6	36:19.016	27	2	10:27.331	9:01.729	45.369	40.233	266.0	59:07.733
17	1	1:56.331	24.453	47.882	43.996	259.0	38:15.347	28	2	1:45.448	22.212	44.333	38.903	279.1	1:00:53.181
18	1	2:01.154	26.940	48.457	45.757	257.1	40:16.501	29	2	1:43.936	21.311	44.233	38.392	281.2	1:02:37.117
19	1	1:57.449	24.476	47.640	45.333	259.6	42:13.950	30	2	1:44.528	21.330	43.955	39.243	282.0	1:04:21.645
20	1	2:01.848	B 24.519	47.867	49.462	259.0	44:15.798	31	2	1:44.374	21.414	44.284	38.676	279.8	1:06:06.019
21	2	4:11.958	B 2:10.539	47.818	1:13.601	257.8	48:27.756	32	2	1:50.248	25.107	45.512	39.629	270.7	1:07:56.267
22	2	11:28.160	9:54.933	49.167	44.060	242.7	59:55.916	33	2	1:49.824	22.655	46.561	40.608	251.2	1:09:46.091
23	2	1:55.691	24.617	47.427	43.647	259.0	1:01:51.607	34	2	1:44.053	21.311	43.945	38.797	280.5	1:11:30.144
24	2	1:55.166	24.204	47.537	43.425	259.6	1:03:46.773	35	2	1:44.796	21.268	44.001	39.527	282.0	1:13:14.940
25	2	1:53.938	24.054	47.282	42.602	259.6	1:05:40.711	36	2	1:44.195	21.336	43.981	38.878	279.8	1:14:59.135
26	2	1:54.340	24.149	47.357	42.834	259.0	1:07:35.051	37	2	1:45.502	22.686	43.962	38.854	279.8	1:16:44.637
27	2	1:58.400	B 24.382	47.583	46.435	259.6	1:09:33.451	38	2	1:45.234	22.200	44.047	38.987	280.5	1:18:29.871
28	1	3:50.321	2:12.945	49.363	48.013	255.3	1:13:23.772	39	2	1:43.900	21.506	43.715	38.679	279.8	1:20:13.771
29	1	1:57.724	24.786	48.266	44.672	259.0	1:15:21.496	40	2	1:44.526	21.336	43.727	39.463	279.8	1:21:58.297
30	1	1:58.840	26.188	48.265	44.387	259.6	1:17:20.336	41	2	1:44.742	21.453	44.350	38.939	276.2	1:23:43.039
31	1	1:56.403	24.785	47.794	43.824	259.0	1:19:16.739	42	2	1:48.130	22.827	44.535	40.768	274.1	1:25:31.169
32	1	1:56.983	24.869	48.295	43.819	259.0	1:21:13.722	43	2	1:43.682	21.353	43.659	38.670	279.1	1:27:14.851
33	1	1:56.481	24.435	47.763	44.283	260.2	1:23:10.203	44	2	1:45.295	22.474	44.091	38.730	279.1	1:29:00.146
34	1	1:58.625	25.402	49.541	43.682	259.6	1:25:08.828	45	2	1:44.966	22.241	44.043	38.682	278.4	1:30:45.112
35	1	2:00.006	B 24.331	47.658	48.017	259.6	1:27:08.834	33 Herberth Motorsport Porsche 911 GT3 R 1.Antares AU 3.Laurin HEINRICH GT 2.Tim HEINEMANN							
36	1	2:37.028	1:05.137	48.417	43.474	259.0	1:29:45.862	1	1	2:58.428	1:08.702	1:01.147	48.579	165.4	2:58.428
37	1	1:56.975	24.296	48.193	44.486	257.1	1:31:42.837	2	1	1:59.965	26.376	48.820	44.769	257.1	4:58.393
30 Duqueine Team Oreca 07 - Gibson 1.John FALB 3.Jean Baptiste SIMMENAUE LMP2 2.Carl Wattana BENNETT								3	1	1:55.907	24.729	47.723	43.455	259.6	6:54.300
1	1	2:12.911	44.461	47.748	40.702	247.1	2:12.911	4	1	1:55.201	24.545	47.503	43.153	259.6	8:49.501
2	1	1:46.755	21.400	44.899	40.456	278.4	3:59.666	5	1	1:56.813	24.541	48.618	43.654	231.3	10:46.314
3	1	1:52.649	21.680	44.685	46.284	268.0	5:52.315	6	1	1:55.951	24.560	47.516	43.875	259.0	12:42.265
								7	1	1:56.440	24.594	47.487	44.359	259.6	14:38.705
								8	1	1:55.529	24.664	47.431	43.434	260.2	16:34.234





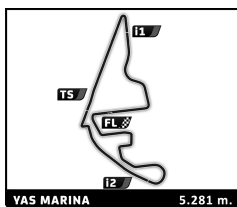
Asian Le Mans Series 4 Hours of Abu Dhabi Free Practice 1

Sector Analysis

Lap under Red Flag Invalidated Lap Personal Best Session Best B Crossing the pit lane

Lap	D	Time	Sector 1	Sector 2	Sector 3	T. Spd	Elapsed	Lap	D	Time	Sector 1	Sector 2	Sector 3	T. Spd	Elapsed
9	1	1:55.851	24.720	47.611	43.520	260.2	18:30.085	24	2	3:45.944 B	2:09.749	44.412	51.783	275.5	47:42.871
10	1	1:55.282	24.580	47.564	43.138	260.2	20:25.367	25	2	11:23.000	9:56.001	45.863	41.136	266.7	59:05.871
11	1	1:56.982	25.014	47.743	44.225	260.2	22:22.349	26	2	1:43.553	21.456	43.793	38.304	285.0	1:00:49.424
12	1	1:56.046	24.471	47.446	44.129	259.6	24:18.395	27	2	1:44.680	21.513	43.561	39.606	284.2	1:02:34.104
13	1	1:55.322	24.448	47.495	43.379	260.9	26:13.717	28	2	1:42.502	21.006	43.433	38.063	284.2	1:04:16.606
14	1	1:56.004	24.938	47.618	43.448	259.6	28:09.721	29	2	1:44.502	22.389	43.373	38.740	285.0	1:06:01.108
15	1	2:04.433 B	24.939	47.609	51.885	260.9	30:14.154	30	2	1:45.443	21.318	44.251	39.874	286.5	1:07:46.551
16	2	3:42.851	2:11.136	47.588	44.127	260.2	33:57.005	31	2	1:44.107	21.460	43.559	39.088	285.7	1:09:30.658
17	2	1:55.302	24.579	47.665	43.058	262.1	35:52.307	32	2	1:42.213	20.898	43.268	38.047	285.7	1:11:12.871
18	2	1:54.394	24.062	47.073	43.259	260.2	37:46.701	33	2	1:48.743 B	22.555	43.598	42.590	285.7	1:13:01.614
19	2	1:56.716	25.270	47.516	43.930	260.9	39:43.417	34	2	2:57.160	1:34.204	44.374	38.582	284.2	1:15:58.774
20	2	1:55.646	24.865	47.453	43.328	260.2	41:39.063	35	2	1:44.361	21.607	44.086	38.668	272.7	1:17:43.135
21	2	1:54.026	24.313	47.271	42.442	260.2	43:33.089	36	2	1:51.011 B	21.648	44.645	44.718	274.1	1:19:34.146
22	2	1:53.842	24.092	47.138	42.612	259.6	45:26.931	37	3	3:33.794	2:08.931	44.775	40.088	262.1	1:23:07.940
23	2	1:56.661	24.144	47.084	45.433	260.9	47:23.592	38	3	1:44.039	21.681	43.560	38.798	284.2	1:24:51.979
24	2	3:56.453 B	53.369	1:44.702	1:18.382	80.1	51:20.045	39	3	1:43.578	21.854	43.609	38.115	285.0	1:26:35.557
25	2	8:16.043	6:44.605	48.280	43.158	254.1	59:36.088	40	3	1:44.787	21.895	43.631	39.261	284.2	1:28:20.344
26	2	1:58.657 B	24.521	47.286	46.850	261.5	1:01:34.745	41	3	1:43.791	22.027	43.739	38.025	285.0	1:30:04.135
27	3	4:29.314	2:57.976	47.748	43.590	258.4	1:06:04.059	42 Sainteloc Racing Audi R8 LMS GT3 EVO II 1.Christopher HAASE 3.Alban VARUTTI 2.Gilles MAGNUS GT							
28	3	1:55.325	24.704	47.259	43.362	260.9	1:07:59.384	1	3	5:56.657	4:10.079	55.291	51.287	199.3	5:56.657
29	3	2:00.518	24.296	47.228	48.994	260.9	1:09:59.902	2	3	2:03.304	27.100	49.322	46.882	252.9	7:59.961
30	3	1:54.655	24.153	47.067	43.435	260.9	1:11:54.557	3	3	1:58.523	25.064	49.984	43.475	254.7	9:58.484
31	3	1:54.056	24.201	47.284	42.571	262.8	1:13:48.613	4	3	1:54.314	24.320	47.339	42.655	259.0	11:52.798
32	3	1:55.313	24.363	47.275	43.675	260.9	1:15:43.926	5	3	1:56.788	24.410	47.613	44.765	260.9	13:49.586
33	3	1:56.690 B	23.984	46.881	45.825	260.9	1:17:40.616	6	3	1:54.439	24.328	47.487	42.624	260.2	15:44.025
34	3	3:37.613 B	2:03.934	48.042	45.637	257.8	1:21:18.229	7	3	1:55.331	24.326	47.477	43.528	258.4	17:39.356
35	3	3:45.118 B	2:11.170	48.213	45.735	257.1	1:25:03.347	8	3	1:54.532	24.124	47.225	43.183	259.0	19:33.888
34 Nielsen Racing Oreca 07 - Gibson 1.Blake MCDONALD 3.Matthew BELL LMP2 2.Patrick LIDDY							10 3 1:54.050 24.241 47.454 42.355 255.9 23:22.192								
1	3	2:13.656	45.657	47.622	40.377	234.8	2:13.656	11 3 1:57.787 B 24.236 47.463 46.088 259.6 25:19.979							
2	3	1:49.349	22.171	44.670	42.508	262.8	4:03.005	12 2 3:52.925 2:16.601 48.017 48.307 256.5 29:12.904							
3	3	1:47.932	21.325	43.496	43.111	286.5	5:50.937	13 2 1:57.047 23.975 47.099 45.973 256.5 31:09.951							
4	3	1:43.498	20.914	43.209	39.375	285.7	7:34.435	14 2 1:53.756 23.834 47.355 42.567 260.2 33:03.707							
5	3	1:46.931	20.968	44.118	41.845	275.5	9:21.366	15 2 1:54.016 24.109 47.203 42.704 259.0 34:57.723							
6	3	1:41.480	20.806	43.405	37.269	286.5	11:02.846	16 2 1:57.753 B 23.921 47.377 46.455 258.4 36:55.476							
7	3	1:46.767	21.335	44.063	41.369	275.5	12:49.613	17 2 22:14.710 ... 49.268 44.626 248.3 59:10.186							
8	3	1:42.394	20.770	43.162	38.462	287.2	14:32.007	18 2 2:03.360 24.363 48.605 50.392 252.3 1:01:13.546							
9	3	1:47.731 B	20.905	43.001	43.825	288.0	16:19.738	19 2 2:00.535 24.607 48.684 47.244 256.5 1:03:14.081							
10	1	3:53.247	2:22.132	47.843	43.272	257.1	20:12.985	20 2 1:55.146 24.387 47.297 43.462 260.9 1:05:09.227							
11	1	1:50.280	23.116	44.747	42.417	279.8	22:03.265	21 2 1:54.727 24.074 47.271 43.382 258.4 1:07:03.954							
12	1	1:50.960	24.031	45.143	41.786	270.0	23:54.225	22 2 1:54.027 24.197 47.367 42.463 257.8 1:08:57.981							
13	1	1:47.261	22.319	44.107	40.835	284.2	25:41.486	23 2 1:53.788 24.062 47.121 42.605 260.2 1:10:51.769							
14	1	1:49.936	22.378	44.276	43.282	284.2	27:31.422	24 2 1:57.326 B 24.044 47.125 46.157 259.6 1:12:49.095							
15	1	1:46.049	22.075	44.147	39.827	283.5	29:17.471	25 3 7:55.059 6:23.486 48.489 43.084 254.1 1:20:44.154							
16	1	1:48.931	22.034	44.573	42.324	276.9	31:06.402	26 3 1:56.893 24.354 47.878 44.661 257.1 1:22:41.047							
17	1	1:46.728	22.108	44.420	40.200	284.2	32:53.130	27 3 1:55.359 24.723 47.582 43.054 258.4 1:24:36.406							
18	1	1:51.405	23.834	45.709	41.862	284.2	34:44.535	28 3 1:56.541 25.138 48.002 43.401 257.8 1:26:32.947							
19	1	1:51.853	23.808	45.420	42.625	282.7	36:36.388	29 3 1:56.118 25.209 47.718 43.191 257.1 1:28:29.065							
20	1	1:48.191	22.730	44.797	40.664	283.5	38:24.579	30 3 1:55.516 24.630 47.575 43.311 257.1 1:30:24.581							
21	1	1:49.678	22.215	44.407	43.056	282.0	40:14.257								
22	1	1:46.805	22.182	44.132	40.491	284.2	42:01.062								
23	1	1:55.865 B	24.527	44.351	46.987	283.5	43:56.927								





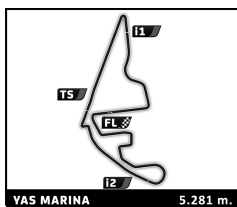
Asian Le Mans Series
4 Hours of Abu Dhabi
Free Practice 1

Sector Analysis

Lap under Red Flag Invalidated Lap Personal Best Session Best B Crossing the pit lane

Table with columns: Lap, D, Time, Sector 1, Sector 2, Sector 3, T, Spd, Elapsed. Rows include driver information and lap-by-lap data for Sainteloc Racing (Lap 43), COOL Racing (Lap 47), and ARC Bratislava (Lap 44).



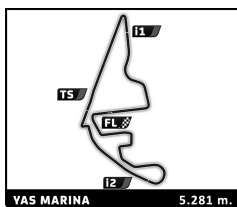


Asian Le Mans Series 4 Hours of Abu Dhabi Free Practice 1

Sector Analysis

Lap under Red Flag Invalidated Lap Personal Best Session Best Crossing the pit lane															
Lap	D	Time	Sector 1	Sector 2	Sector 3	T. Spd	Elapsed	Lap	D	Time	Sector 1	Sector 2	Sector 3	T. Spd	Elapsed
24	2	2:29.007 B	20.890	52.384	1:15.733	285.0	48:49.942	32	2	1:59.058	25.024	49.117	44.917	252.3	1:21:36.295
25	1	10:50.770	9:20.948	47.889	41.933	238.9	59:40.712	33	2	1:56.372	24.224	48.110	44.038	260.2	1:23:32.667
26	1	1:46.639	21.933	44.926	39.780	253.5	1:01:27.351	34	2	2:04.790 B	24.206	47.889	52.695	260.2	1:25:37.457
27	1	1:47.418	22.554	44.691	40.173	282.0	1:03:14.769	65 Viper Niza Racing 1. Douglas KHOO 2. Dominic ANG Ligier JS P320 - Nissan LMP3							
28	1	1:48.756	23.786	44.430	40.540	279.8	1:05:03.525	1	1	3:52.206	2:08.295	55.376	48.535	218.2	3:52.206
29	1	1:47.735	23.548	44.763	39.424	281.2	1:06:51.260	2	1	2:04.696	26.370	51.151	47.175	258.4	5:56.902
30	1	1:46.622	22.181	44.473	39.968	274.8	1:08:37.882	3	1	2:05.701	27.290	50.115	48.296	234.8	8:02.603
31	1	1:45.261	22.064	44.164	39.033	282.0	1:10:23.143	4	1	2:02.885	26.339	49.466	47.080	261.5	10:05.488
32	1	1:44.686	21.636	44.111	38.939	282.7	1:12:07.829	5	1	2:04.644	25.191	51.350	48.103	207.3	12:10.132
33	1	1:44.810	21.446	43.807	39.557	282.7	1:13:52.639	6	1	1:59.786	25.218	48.602	45.966	261.5	14:09.918
34	1	1:52.073 B	23.739	44.228	44.106	282.0	1:15:44.712	7	1	1:58.480	25.280	48.337	44.863	262.8	16:08.398
35	3	3:31.334	2:07.823	44.474	39.037	276.9	1:19:16.046	8	1	1:58.582	25.131	48.646	44.805	262.1	18:06.980
36	3	1:43.249	21.053	44.350	37.846	279.1	1:20:59.295	9	1	1:57.948	25.327	48.122	44.499	264.1	20:04.928
37	3	1:43.982	21.033	44.190	38.759	283.5	1:22:43.277	10	1	1:57.596	25.015	48.038	44.543	264.1	22:02.524
38	3	1:44.657	22.258	43.752	38.647	283.5	1:24:27.934	11	1	1:56.850	24.703	48.068	44.079	263.4	23:59.374
39	3	1:42.734	21.029	43.487	38.218	283.5	1:26:10.668	12	1	1:59.544	24.648	48.292	46.604	266.0	25:58.918
40	3	1:42.123	20.888	43.475	37.760	283.5	1:27:52.791	13	1	2:02.118	24.610	48.710	48.798	242.7	28:01.036
41	3	1:45.091	22.557	43.875	38.659	283.5	1:29:37.882	14	1	2:00.777	26.708	49.597	44.472	254.1	30:01.813
42	3	1:45.827 B	21.095	43.994	40.738	286.5	1:31:23.709	15	1	1:56.585	24.723	47.898	43.964	264.1	31:58.398
58 GG Classic Cars 1. Fraser ROSS 2. George NAKAS Ligier JS P320 - Nissan LMP3															
1	1	2:54.381	1:12.164	53.890	48.327	175.6	2:54.381	16	1	1:57.746	24.734	48.144	44.868	264.7	33:56.144
2	1	1:55.925	24.833	48.399	42.693	224.5	4:50.306	17	1	1:58.207	24.883	48.051	45.273	263.4	35:54.351
3	1	1:51.572	23.445	47.371	40.756	257.1	6:41.878	18	1	1:56.860	24.779	47.960	44.121	264.1	37:51.211
4	1	1:51.106	23.139	46.467	41.500	261.5	8:32.984	19	1	1:57.418	24.806	47.807	44.805	264.1	39:48.629
5	1	1:53.649 B	23.384	46.894	43.371	260.2	10:26.633	20	1	1:57.484	24.618	48.305	44.561	264.1	41:46.113
6	1	6:05.966	4:27.504	51.934	46.528	201.1	16:32.599	21	1	2:03.706	27.519	48.933	47.254	262.1	43:49.819
7	1	1:49.811	23.218	46.441	40.152	259.0	18:22.410	22	1	2:08.361 B	25.764	49.992	52.605	261.5	45:58.180
8	1	1:56.105	23.031	50.030	43.044	198.2	20:18.515	23	1	24:57.791	...	54.722	47.402	234.3	1:10:55.971
9	1	1:52.309	23.071	46.729	42.509	261.5	22:10.824	24	1	2:02.367	25.305	49.442	47.620	257.1	1:12:58.338
10	1	1:54.844	22.860	46.821	45.163	261.5	24:05.668	25	1	1:58.646	25.132	48.526	44.988	260.9	1:14:56.984
11	1	1:55.268	23.085	47.219	44.964	259.6	26:00.936	26	1	1:58.051	24.984	48.261	44.806	263.4	1:16:55.035
12	1	1:56.106	23.121	46.509	46.476	262.1	27:57.042	27	1	1:58.090	24.817	47.942	45.331	261.5	1:18:53.125
13	1	1:50.821	22.975	46.533	41.313	260.9	29:47.863	28	1	1:57.863	24.740	48.601	44.522	261.5	1:20:50.988
14	1	1:58.760 B	23.418	48.154	47.188	218.2	31:46.623	29	1	1:58.276	24.758	48.758	44.760	252.9	1:22:49.264
15	2	4:55.887	3:20.895	49.690	45.302	246.6	36:42.510	30	1	2:01.574	25.563	48.553	47.458	264.1	1:24:50.838
16	2	2:03.694	25.569	48.976	49.149	247.7	38:46.204	31	1	2:07.821 B	25.873	51.540	50.408	256.5	1:26:58.659
17	2	1:59.424	25.425	48.643	45.356	258.4	40:45.628	66 Attempto Racing 1. Dylan PEREIRA 2. Alex AKA 3. Andrey MUKOVOZ Audi R8 LMS GT3 EVO II GT							
18	2	1:58.168	24.992	48.368	44.808	259.0	42:43.796	1	3	3:03.514	1:13.857	58.377	51.280	175.9	3:03.514
19	2	1:57.626	24.889	48.189	44.548	259.0	44:41.422	2	3	2:01.933	26.626	49.155	46.152	257.8	5:05.447
20	2	1:58.800	24.540	47.738	46.522	259.6	46:40.222	3	3	1:57.064	25.368	48.173	43.523	260.2	7:02.511
21	2	3:01.670 B	24.250	1:18.242	1:19.178	95.2	49:41.892	4	3	1:55.198	24.318	47.579	43.301	260.2	8:57.709
22	2	10:22.584	8:48.273	49.357	44.954	242.2	1:00:04.476	5	3	1:55.656	24.350	47.710	43.596	260.2	10:53.365
23	2	1:56.205	24.353	47.619	44.233	257.1	1:02:00.681	6	3	2:01.519	25.225	48.189	48.105	259.6	12:54.884
24	2	3:34.164	26.259	49.487	2:18.418	259.0	1:05:34.845	7	3	1:58.948	24.799	48.517	45.632	261.5	14:53.832
25	2	1:59.127	25.505	48.347	45.275	257.1	1:07:33.972	8	3	1:56.380	24.464	47.728	44.188	263.4	16:50.212
26	2	2:02.367	25.004	51.183	46.180	230.3	1:09:36.339	9	3	2:00.710 B	24.333	47.914	48.463	261.5	18:50.922
27	2	2:02.667	24.890	49.465	48.312	258.4	1:11:39.006	10	2	3:22.028	1:48.668	49.842	43.518	199.6	22:12.950
28	2	1:58.464	24.850	47.998	45.616	258.4	1:13:37.470	11	2	1:54.442	24.233	47.525	42.684	259.6	24:07.392
29	2	1:58.093	25.011	48.217	44.865	258.4	1:15:35.563	12	2	1:54.933	23.819	47.526	43.588	262.1	26:02.325
30	2	2:00.168	25.001	49.547	45.620	241.1	1:17:35.731	13	2	2:02.747 B	24.261	50.135	48.351	223.1	28:05.072
31	2	2:01.506	24.657	48.085	48.764	251.2	1:19:37.237								





Asian Le Mans Series 4 Hours of Abu Dhabi Free Practice 1

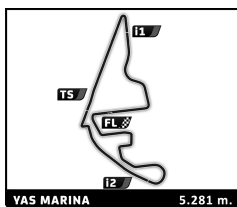
Sector Analysis

VAS MARINA 5.281 m.

Lap under Red Flag Invalidated Lap Personal Best Session Best Crossing the pit lane

Lap	D	Time	Sector 1	Sector 2	Sector 3	T. Spd	Elapsed	Lap	D	Time	Sector 1	Sector 2	Sector 3	T. Spd	Elapsed	
14	2	6:06.026	B	4:28.051	49.296	48.679	257.1	34	3	1:55.879	24.570	47.723	43.586	259.0	1:20:51.349	
15	2	4:26.409		2:56.038	47.740	42.631	257.8	33	3	1:55.741	24.509	47.519	43.713	258.4	1:22:47.090	
16	2	1:54.391		23.806	47.344	43.241	260.9	34	3	1:54.310	24.191	47.587	42.532	260.2	1:24:41.400	
17	2	1:53.856		23.956	47.295	42.605	260.2	35	3	1:53.862	23.978	47.336	42.548	260.9	1:26:35.262	
18	2	1:56.788	B	24.270	47.344	45.174	259.6	36	3	1:56.627	24.282	47.238	45.107	262.1	1:28:31.889	
19	2	17:34.344	B	...	48.664	46.729	255.3	37	3	1:53.879	24.109	47.316	42.454	259.6	1:30:25.768	
20	3	3:21.955		1:46.172	49.440	46.343	252.3	75 Team Motopark Mercedes-AMG GT3 EVO 1.Lukas DUNNER 3.Morten STROMSTEDT GT 2.Heiko NEUMANN								
21	3	1:59.039		25.748	49.142	44.149	259.6	1	1	2:55.251	1:15.678	52.399	47.174	214.3	2:55.251	
22	3	1:56.799		24.953	48.164	43.682	259.6	2	1	1:58.055	26.007	48.303	43.745	248.3	4:53.306	
23	3	1:56.176		24.465	47.856	43.855	259.6	3	1	1:54.968	24.569	47.541	42.858	259.6	6:48.274	
24	3	2:15.416	B	24.803	48.248	1:02.365	257.8	4	1	1:54.040	24.196	47.306	42.538	260.9	8:42.314	
25	3	2:54.379	B	1:08.807	50.171	55.401	255.9	5	1	1:53.868	24.179	47.203	42.486	259.6	10:36.182	
26	1	3:11.180		1:38.909	47.791	44.480	258.4	6	1	1:53.769	23.978	47.371	42.420	259.6	12:29.951	
27	1	1:54.654		24.197	47.703	42.754	259.6	7	1	1:54.714	24.056	47.126	43.532	259.6	14:24.665	
28	1	1:53.719		24.034	47.325	42.360	260.9	8	1	1:53.981	23.978	47.163	42.840	260.9	16:18.646	
29	1	1:53.685		23.987	47.265	42.433	259.6	9	1	1:54.080	24.048	47.269	42.763	259.6	18:12.726	
30	1	1:58.346	B	23.984	47.411	46.951	260.2	10	1	1:55.353	24.444	47.523	43.386	260.9	20:08.079	
31	1	2:47.423		1:17.398	47.321	42.704	257.1	11	1	1:54.793	24.077	47.458	43.258	260.2	22:02.872	
32	1	1:54.631		24.003	47.329	43.299	260.9	12	1	1:56.851	25.501	47.426	43.924	260.2	23:59.723	
69 Optimum Motorsport McLaren 720S GT3 1.Sam DE HAAN 3.Tom GAMBLE GT 2.James COTTINGHAM								13	1	2:03.335	24.754	52.087	46.494	207.7	26:03.058	
1	3	2:52.457		1:11.402	54.075	46.980	187.2	14	1	1:56.852	24.128	47.288	45.436	261.5	27:59.910	
2	3	1:59.763		25.299	49.038	45.426	242.2	15	1	1:54.329	24.341	47.372	42.616	259.6	29:54.239	
3	3	1:54.439		24.162	47.464	42.813	257.8	16	1	1:54.943	24.220	47.592	43.131	261.5	31:49.182	
4	3	1:53.911		23.930	47.576	42.405	257.8	17	1	1:54.006	24.054	47.228	42.724	260.2	33:43.188	
5	3	1:53.384		23.841	47.467	42.076	257.8	18	1	1:54.639	24.187	47.301	43.151	259.6	35:37.827	
6	3	1:53.347		23.836	47.287	42.224	259.6	19	1	1:54.516	24.089	47.543	42.884	260.9	37:32.343	
7	3	2:05.691	B	23.853	49.030	52.808	259.6	20	1	1:57.638	B	24.072	47.525	46.041	259.6	39:29.981
8	3	4:21.182		2:50.430	47.750	43.002	259.6	21	1	4:42.471	3:11.295	47.694	43.482	259.0	44:12.452	
9	3	1:53.939		24.073	47.472	42.394	257.8	22	1	1:53.918	24.013	47.312	42.593	259.0	46:06.370	
10	3	1:53.637		23.884	47.429	42.324	259.0	23	1	2:23.836	B	23.872	47.481	1:12.483	260.2	48:30.206
11	3	1:53.655		23.883	47.364	42.408	259.6	24	2	11:30.171	9:55.348	49.914	44.909	248.3	1:00:00.377	
12	3	1:58.641	B	24.036	47.432	47.173	259.0	25	2	1:58.144	25.111	48.395	44.638	257.1	1:01:58.521	
13	2	3:43.792		2:12.005	48.280	43.507	255.3	26	2	1:59.338	25.937	48.801	44.600	257.8	1:03:57.859	
14	2	1:56.290		24.217	48.603	43.470	257.8	27	2	1:58.300	25.272	48.491	44.537	257.8	1:05:56.159	
15	2	1:56.586		25.009	47.948	43.629	259.0	28	2	1:57.528	24.979	48.034	44.515	257.8	1:07:53.687	
16	2	1:56.119		24.776	47.860	43.483	258.4	29	2	2:00.105	24.883	49.346	45.876	225.5	1:09:53.792	
17	2	1:55.220		24.258	47.727	43.235	258.4	30	2	1:59.272	25.446	48.596	45.230	257.1	1:11:53.064	
18	2	1:56.662		24.832	48.044	43.786	251.2	31	2	1:58.045	25.024	48.453	44.568	257.8	1:13:51.109	
19	2	1:55.876		24.262	47.942	43.672	257.1	32	2	2:04.030	B	25.357	50.521	48.152	259.0	1:15:55.139
20	2	1:55.950		24.603	47.950	43.397	259.0	33	3	3:44.195	2:10.142	48.353	45.700	257.1	1:19:39.334	
21	2	2:01.277	B	24.899	48.336	48.042	244.3	34	3	1:57.816	25.192	48.347	44.277	259.6	1:21:37.150	
22	1	13:42.898		...	49.054	44.683	247.1	35	3	1:57.975	25.039	48.126	44.810	259.6	1:23:35.125	
23	1	1:57.379		24.549	47.988	44.842	256.5	36	3	1:59.100	25.174	48.013	45.913	259.6	1:25:34.225	
24	1	1:56.411		24.408	47.892	44.111	257.8	37	3	1:59.594	25.946	47.919	45.729	260.2	1:27:33.819	
25	1	1:55.050		24.308	47.661	43.081	257.8	38	3	1:56.749	24.750	47.899	44.100	258.4	1:29:30.568	
26	1	1:54.927		24.175	47.661	43.091	260.2	39	3	1:57.423	25.167	48.103	44.153	259.0	1:31:27.991	
27	1	1:58.871		24.527	48.560	45.784	246.0	77 D'Station Racing Aston Martin Vantage AMR GT3 1.Satoshi HOSHINO 3.Casper STEVENSON GT 2.Tomonobu FUJII								
28	1	1:54.764		24.186	47.689	42.889	259.0	1	2	3:46.428	1:56.112	58.076	52.240	191.2	3:46.428	
29	1	2:01.945	B	25.290	48.301	48.354	260.9	2	2	2:08.084	27.827	50.879	49.378	213.0	5:54.512	
30	3	3:46.568		2:09.929	52.119	44.520	231.3									
31	3	1:54.839		24.218	47.546	43.075	257.8									





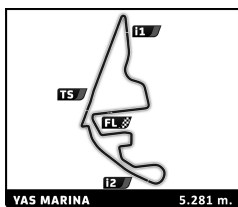
Asian Le Mans Series 4 Hours of Abu Dhabi Free Practice 1

Sector Analysis

Lap under Red Flag Invalidated Lap Personal Best Session Best Crossing the pit lane

Lap	D	Time	Sector 1	Sector 2	Sector 3	T. Spd	Elapsed	Lap	D	Time	Sector 1	Sector 2	Sector 3	T. Spd	Elapsed
19	1	1:56.866	24.804	48.134	43.928	260.9	40:40.874	29	3	1:44.099	20.983	43.373	39.743	283.5	1:06:27.203
20	1	1:56.165	24.700	47.920	43.545	261.5	42:37.039	30	3	1:47.099	21.547	43.621	41.931	285.0	1:08:14.302
21	1	1:57.316	24.753	47.989	44.574	259.0	44:34.355	31	3	1:42.309	20.932	43.646	37.731	284.2	1:09:56.611
22	1	1:57.160	24.777	48.288	44.095	261.5	46:31.515	32	3	1:47.969	22.603	45.516	39.850	270.0	1:11:44.580
23	1	2:58.148 B	24.754	1:15.013	1:18.381	116.9	49:29.663	33	3	1:42.322	20.898	43.428	37.996	284.2	1:13:26.902
24	1	10:32.964	8:59.372	49.331	44.261	258.4	1:00:02.627	34	3	1:45.584 B	21.291	43.562	40.731	284.2	1:15:12.486
25	1	1:56.758	24.995	47.736	44.027	260.9	1:01:59.385	35	2	5:14.371	3:48.153	44.529	41.689	277.6	1:20:26.857
26	1	1:58.892	25.402	48.653	44.837	262.8	1:03:58.277	36	2	1:44.589	21.591	44.167	38.831	282.0	1:22:11.446
27	1	1:56.409	24.993	47.792	43.624	261.5	1:05:54.686	37	2	1:46.119	23.080	44.313	38.726	282.0	1:23:57.565
28	1	1:57.422	24.608	48.046	44.768	263.4	1:07:52.108	38	2	1:45.602	21.362	45.686	38.554	283.5	1:25:43.167
29	1	1:57.982	24.912	48.500	44.570	262.1	1:09:50.090	39	2	1:47.296	21.129	44.078	42.089	284.2	1:27:30.463
30	1	1:57.544	24.733	47.903	44.908	261.5	1:11:47.634	40	2	1:45.062	21.679	44.004	39.379	282.0	1:29:15.525
31	1	1:56.097	24.691	47.576	43.830	262.1	1:13:43.731	41	2	1:43.757	21.188	43.738	38.831	283.5	1:30:59.282
32	1	1:56.319	24.584	47.572	44.163	262.1	1:15:40.050	91 Pure Rxcing Porsche 911 GT3 R GT							
33	1	1:56.312	24.699	47.768	43.845	262.1	1:17:36.362	1.Alex MALYKHIN 3.Joel STURM							
34	1	1:59.125	24.814	47.809	46.502	262.8	1:19:35.487	2.Klaus BACHLER							
35	1	1:56.374	24.717	47.928	43.729	262.1	1:21:31.861	1	1	4:08.437	2:27.323	54.422	46.692	211.4	4:08.437
36	1	1:56.120	24.677	48.040	43.403	262.1	1:23:27.981	2	1	1:58.680	25.594	48.689	44.397	257.1	6:07.117
37	1	1:56.029	24.555	47.785	43.689	260.9	1:25:24.010	3	1	1:58.747	24.551	48.231	45.965	260.9	8:05.864
38	1	1:56.083	24.602	47.570	43.911	260.9	1:27:20.093	4	1	1:56.672	24.316	48.314	44.042	255.3	10:02.536
39	1	1:56.107	24.705	47.741	43.661	260.9	1:29:16.200	5	1	1:54.741	24.204	47.663	42.874	260.2	11:57.277
40	1	2:02.115 B	24.640	48.042	49.433	260.9	1:31:18.315	6	1	1:54.108	24.178	47.265	42.665	260.9	13:51.385
90 TF Sport Oreca 07 - Gibson LMP2							1.Salih YOLUC 3.Charlie EASTWOOD								
2.Michael DINAN															
1	1	2:23.832	52.052	48.131	43.649	216.4	2:23.832	7	1	1:53.956	24.237	47.046	42.673	263.4	15:45.341
2	1	1:51.811	23.307	45.042	43.462	258.4	4:15.643	8	1	1:57.779 B	24.219	47.142	46.418	264.1	17:43.120
3	1	1:44.792	21.691	44.303	38.798	285.7	6:00.435	9	2	7:33.283	6:02.635	47.577	43.071	256.5	25:16.403
4	1	1:55.521	22.085	43.812	49.624	284.2	7:55.956	10	2	1:54.412	24.105	47.661	42.646	260.2	27:10.815
5	1	1:43.718	21.297	43.527	38.894	285.7	9:39.674	11	2	1:53.948	24.143	47.213	42.592	259.6	29:04.763
6	1	1:44.480	21.471	43.694	39.315	285.7	11:24.154	12	2	1:53.985	24.029	47.350	42.606	260.2	30:58.748
7	1	1:47.019	21.913	43.218	41.888	284.2	13:11.173	13	2	1:53.803	24.129	47.079	42.595	260.2	32:52.551
8	1	1:42.725	21.007	43.789	37.929	285.7	14:53.898	14	2	1:54.979	24.163	47.353	43.463	262.8	34:47.530
9	1	1:47.315 B	21.252	44.249	41.814	286.5	16:41.213	15	2	1:56.493	24.132	47.438	44.923	262.1	36:44.023
10	1	4:15.593	2:49.546	44.321	41.726	283.5	20:56.806	16	2	1:57.718	24.634	49.287	43.797	254.7	38:41.741
11	1	1:47.324	21.195	44.754	41.375	283.5	22:44.130	17	2	1:54.580	24.302	47.107	43.171	259.6	40:36.321
12	1	1:47.469	21.392	43.880	42.197	283.5	24:31.599	18	2	1:56.354 B	24.215	47.098	45.041	260.2	42:32.675
13	1	1:43.083	21.149	43.886	38.048	285.7	26:14.682	19	1	3:42.821	2:10.656	48.061	44.104	259.0	46:15.496
14	1	1:45.376	21.806	44.282	39.288	284.2	28:00.058	20	1	2:42.866 B	24.770	59.122	1:18.974	260.2	48:58.362
15	1	1:48.204	22.188	43.985	42.031	282.7	29:48.262	21	1	10:15.500	8:42.568	49.006	43.926	253.5	59:13.862
16	1	1:49.722 B	21.263	44.508	43.951	284.2	31:37.984	22	1	1:55.937	24.839	47.743	43.355	260.2	1:01:09.799
17	2	3:34.154	2:08.911	44.971	40.272	264.7	35:12.138	23	1	1:55.308	24.616	47.510	43.182	259.6	1:03:05.107
18	2	1:44.965	21.399	44.301	39.265	282.7	36:57.103	24	1	1:55.374	24.538	47.506	43.330	260.2	1:05:00.481
19	2	1:49.277	21.374	44.331	43.572	284.2	38:46.380	25	1	1:58.867	26.528	48.346	43.993	261.5	1:06:59.348
20	2	1:45.965	22.400	44.376	39.189	281.2	40:32.345	26	1	1:55.175	24.534	47.488	43.153	260.9	1:08:54.523
21	2	1:45.471	21.806	44.082	39.583	283.5	42:17.816	27	1	1:55.794	24.266	47.873	43.655	262.1	1:10:50.317
22	2	1:44.937	21.947	43.946	39.044	282.7	44:02.753	28	1	1:54.869	24.356	47.321	43.192	260.9	1:12:45.186
23	2	1:45.303	21.237	43.839	40.227	283.5	45:48.056	29	1	1:58.521 B	24.438	47.559	46.524	262.1	1:14:43.707
24	2	2:02.011 B	22.696	44.243	55.072	281.2	47:50.067	30	3	3:39.160	2:08.468	47.819	42.873	238.4	1:18:22.867
25	3	11:39.366	...	45.400	39.636	265.4	59:29.433	31	3	1:53.934	24.121	46.975	42.838	261.5	1:20:16.801
26	3	1:45.472	22.314	44.431	38.727	281.2	1:01:14.905	32	3	1:53.720	24.084	46.923	42.713	262.1	1:22:10.521
27	3	1:44.508	22.438	43.930	38.140	280.5	1:02:59.413	33	3	1:53.775	23.951	47.049	42.775	262.1	1:24:04.296
28	3	1:43.691	21.761	43.772	38.158	285.0	1:04:43.104	34	3	1:53.707	24.063	46.995	42.649	262.1	1:25:58.003
								35	3	1:53.613	24.144	46.904	42.565	262.1	1:27:51.616
								36	3	1:54.794	24.442	47.134	43.218	262.1	1:29:46.410
								37	3	1:53.621	24.161	46.851	42.609	266.0	1:31:40.031





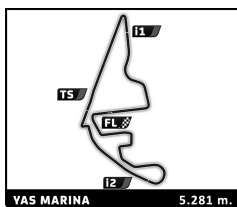
Asian Le Mans Series 4 Hours of Abu Dhabi Free Practice 1

Sector Analysis

Lap under Red Flag Invalidated Lap Personal Best Session Best Crossing the pit lane

Lap	D	Time	Sector 1	Sector 2	Sector 3	T. Spd	Elapsed	Lap	D	Time	Sector 1	Sector 2	Sector 3	T. Spd	Elapsed
93	Project 1		3.Dan HARPER		BMW M4 GT3			11	1	1:58.054	25.144	48.277	44.633	258.4	23:57.707
	1.Darren LEUNG				GT			12	1	1:57.795	24.875	48.234	44.686	259.0	25:55.502
	2.Christian BOGLE							13	1	2:04.282	25.102	48.680	50.500	257.1	27:59.784
	1	3:06.599	1:23.991	51.413	51.195	226.9	3:06.599	14	1	2:13.522 B	27.345	51.354	54.823	212.6	30:13.306
	2	2:02.435	25.759	49.583	47.093	260.2	5:09.034	15	1	19:26.870 B	...	1:23.078	1:18.362	80.1	49:40.176
	3	1:56.476	25.027	47.950	43.499	260.9	7:05.510	16	1	10:09.055	8:32.960	51.014	45.081	233.3	59:49.231
	4	1:55.626	24.605	47.805	43.216	262.1	9:01.136	17	1	2:00.052	25.192	49.430	45.430	251.7	1:01:49.283
	5	1:55.674	24.383	47.733	43.558	262.8	10:56.810	18	1	1:59.614	25.231	48.314	46.069	259.6	1:03:48.897
	6	1:57.019	24.628	47.698	44.693	262.8	12:53.829	19	1	1:59.012	25.115	48.266	45.631	259.0	1:05:47.909
	7	1:55.975	24.744	47.582	43.649	262.1	14:49.804	20	1	2:00.271	25.150	49.001	46.120	255.3	1:07:48.180
	8	1:55.704	24.570	47.688	43.446	263.4	16:45.508	21	1	2:03.673 B	24.970	48.662	50.041	259.0	1:09:51.853
	9	1:56.279	24.802	47.497	43.980	263.4	18:41.787	22	3	11:20.605	9:49.365	48.094	43.146	253.5	1:21:12.458
	10	1:57.115	24.750	47.653	44.712	263.4	20:38.902	23	3	1:54.314	24.196	47.211	42.907	260.9	1:23:06.772
	11	1:56.557	24.602	48.218	43.737	262.8	22:35.459	24	3	1:56.482	24.554	47.298	44.630	259.6	1:25:03.254
	12	1:57.507	24.653	47.583	45.271	262.8	24:32.966	25	3	1:53.768	23.935	47.166	42.667	260.2	1:26:57.022
	13	2:00.292 B	24.639	47.523	48.130	263.4	26:33.258	26	3	1:53.491	23.817	46.962	42.712	259.0	1:28:50.513
	14	3:30.750	1:58.087	47.846	44.817	255.3	30:04.008	27	3	1:54.124	23.898	47.038	43.188	260.2	1:30:44.637
	15	2:15.979	24.690	47.575	43.714	262.1	31:59.987								
	16	2:15.698	24.543	47.682	44.723	262.8	33:56.935								
	17	2:00.603	25.646	48.153	46.804	252.3	35:57.538								
	18	2:15.743	24.803	47.588	45.046	262.1	37:54.975								
	19	2:15.508	24.531	47.316	43.561	262.8	39:50.383								
	20	2:15.623	24.479	47.477	44.277	262.8	41:46.616								
	21	2:15.837	26.124	47.551	44.704	262.8	43:44.995								
	22	2:15.625	24.815	47.518	44.192	264.1	45:41.520								
	23	2:09.682 B	24.485	47.470	57.727	264.7	47:51.202								
	24	2:11:37.364	...	48.387	44.242	260.2	59:28.566								
	25	2:15.609	24.942	47.425	43.728	263.4	1:01:24.661								
	26	2:15.608	24.621	47.639	43.827	265.4	1:03:20.748								
	27	2:01.137 B	24.627	47.542	48.968	263.4	1:05:21.885								
	28	7:20.864	5:49.285	48.257	43.322	257.1	1:12:42.749								
	29	3:15.493	24.305	47.410	43.216	264.1	1:14:37.680								
	30	3:15.562	24.210	47.026	44.326	265.4	1:16:33.242								
	31	3:15.468	24.216	46.976	43.276	265.4	1:18:27.710								
	32	2:08.026	24.387	57.850	45.789	131.1	1:20:35.736								
	33	2:06.966	24.378	57.873	44.715	127.1	1:22:42.702								
	34	3:15.603	24.866	47.679	43.487	256.5	1:24:38.734								
	35	3:15:54.480	24.137	46.940	43.403	266.7	1:26:33.214								
	36	3:15:56.625 B	24.297	47.178	45.150	265.4	1:28:29.839								
	37	3:32:87.1 B	1:25.030	1:05.338	1:02.503	162.9	1:32:02.710								
95	TF Sport		3.Jonathan ADAM		Aston Martin Vantage AMR GT3										
	1.John HARTSHORNE				GT										
	2.Ben TUCK														
	1	2:48.438	1:10.672	52.389	45.377	191.8	2:48.438								
	2	2:15:56.274	24.761	48.080	43.433	256.5	4:44.712								
	3	2:15:54.455	24.622	47.355	42.478	258.4	6:39.167								
	4	2:15:53.643	24.024	47.054	42.565	258.4	8:32.810								
	5	2:15:55.921	24.653	47.311	43.957	257.8	10:28.731								
	6	2:15:53.461	24.054	46.908	42.499	257.8	12:22.192								
	7	2:15:53.464	23.841	46.957	42.666	257.1	14:15.656								
	8	2:15:58.225	23.997	47.140	47.088	259.0	16:13.881								
	9	2:15:57.738 B	24.187	48.022	45.529	259.0	18:11.619								
	10	3:48.034	2:14.747	48.665	44.622	257.1	21:59.653								
98	Dragon Racing		3.Marco PULCINI		Ferrari 296 GT3										
	1.Rui ANDRADE				GT										
	2.Nicola MARINANGELI														
	1	3:30.693	1:38.613	1:00.225	51.855	154.3	3:30.693								
	2	3:2:08.248	27.135	53.457	47.656	213.0	5:38.941								
	3	3:1:59.265	24.854	48.016	46.395	260.9	7:38.206								
	4	3:1:54.577	24.323	47.450	42.804	261.5	9:32.783								
	5	3:1:58.577	24.440	47.303	46.834	264.1	11:31.360								
	6	3:1:58.208	24.543	47.972	45.693	263.4	13:29.568								
	7	3:1:56.485	24.762	47.841	43.882	262.8	15:26.053								
	8	3:1:57.609	24.492	47.633	45.484	262.1	17:23.662								
	9	3:2:03.205 B	24.757	48.219	50.229	238.4	19:26.867								
	10	3:3:35.324	2:02.958	48.444	43.922	257.1	23:02.191								
	11	3:1:55.347	24.528	47.539	43.280	263.4	24:57.538								
	12	3:1:55.001	24.442	47.284	43.275	264.1	26:52.539								
	13	3:1:55.285	24.333	47.569	43.383	261.5	28:47.824								
	14	3:2:01.247	26.925	48.618	45.704	250.6	30:49.071								
	15	3:1:55.588	24.544	47.241	43.803	264.1	32:44.659								
	16	3:1:54.895	24.269	47.310	43.316	264.1	34:39.554								
	17	3:1:59.896 B	24.658	47.401	47.837	262.1	36:39.450								
	18	3:10:30.896	8:54.363	51.553	44.980	257.1	47:10.346								
	19	3:3:49.058 B	41.944	1:47.153	1:19.961	80.2	50:59.404								
	20	3:9:08.186	7:33.031	50.316	44.839	242.7	1:00:07.590								
	21	3:2:15.636	25.003	48.078	43.282	259.6	1:02:03.953								
	22	3:2:15.6418	24.334	48.392	43.692	257.8	1:04:00.371								
	23	3:2:15.6482	24.384	47.521	44.577	264.1	1:05:56.853								
	24	3:2:15.58416	24.814	48.741	44.861	263.4	1:07:55.269								
	25	3:2:15.58094	24.837	47.853	45.404	262.1	1:09:53.363								
	26	3:2:15.9138 B	24.398	47.587	47.153	262.8	1:11:52.501								
	27	3:2:4:31.857 B	2:57.665	47.803	46.389	260.9	1:16:24.358								
	28	3:3:24.896	1:48.732	51.341	44.823	201.5	1:19:49.254								
	29	3:3:15.6367	24.698	47.893	43.776	258.4	1:21:45.621								
	30	3:3:15.6401	24.810	48.008	43.583	260.2	1:23:42.022								
	31	3:3:15.6494	24.893	47.865	43.736	261.5	1:25:38.516								
	32	3:3:15.6831	24.505	47.566	44.760	262.8	1:27:35.347								
	33	3:3:2:03.458	30.388	48.953	44.117	261.5	1:29:38.805								





Asian Le Mans Series 4 Hours of Abu Dhabi Free Practice 1

Sector Analysis

YAS MARINA 5.281 m.

Lap under Red Flag Invalidated Lap Personal Best Session Best B Crossing the pit lane

Lap	D	Time	Sector 1	Sector 2	Sector 3	T. Spd	Elapsed	Lap	D	Time	Sector 1	Sector 2	Sector 3	T. Spd	Elapsed
34	3	1:55.285	24.588	47.538	43.159	261.5	1:31:34.090								
99		99 Racing					Oreca 07 - Gibson								
		1.Ahmad AL HARTHY		3.Louis DELÉTRAZ			LMP2								
		2.Filipe ALBUQUERQUE													
1	1	3:40.588 B	1:46.895	59.396	54.297	163.4	3:40.588								
2	1	4:58.460	3:29.491	47.382	41.587	226.9	8:39.048								
3	1	1:48.711	22.207	45.191	41.313	244.9	10:27.759								
4	1	1:44.428	21.321	43.879	39.228	286.5	12:12.187								
5	1	1:56.383	23.193	46.844	46.346	234.8	14:08.570								
6	1	1:42.936	21.218	43.703	38.015	287.2	15:51.506								
7	1	1:47.142	20.901	43.736	42.505	288.0	17:38.648								
8	1	1:51.600	22.128	46.361	43.111	244.9	19:30.248								
9	1	1:42.752	21.341	43.499	37.912	286.5	21:13.000								
10	1	1:56.475 B	22.064	47.202	47.209	208.1	23:09.475								
11	2	10:21.207	8:56.481	44.971	39.755	241.1	33:30.682								
12	2	1:43.085	21.251	43.714	38.120	284.2	35:13.767								
13	2	1:43.580	21.706	43.467	38.407	286.5	36:57.347								
14	2	1:45.521	21.460	43.537	40.524	288.0	38:42.868								
15	2	1:46.552	21.335	43.626	41.591	284.2	40:29.420								
16	2	1:41.758	21.046	43.122	37.590	285.7	42:11.178								
17	2	1:46.865 B	20.845	42.990	43.030	286.5	43:58.043								
18	2	3:39.578 B	2:07.242	44.140	48.196	274.8	47:37.621								
19	3	12:35.069 B	...	44.056	42.193	270.0	1:00:12.690								
20	3	3:30.675	2:08.284	43.819	38.572	280.5	1:03:43.365								
21	3	1:42.718	20.841	42.989	38.888	285.0	1:05:26.083								
22	3	1:47.013	21.339	44.926	40.748	285.7	1:07:13.096								
23	3	1:41.303	20.706	43.065	37.532	286.5	1:08:54.399								
24	3	1:50.249 B	20.704	44.416	45.129	276.2	1:10:44.648								
25	1	3:39.357	2:10.884	45.036	43.437	272.7	1:14:24.005								
26	1	1:45.663	21.544	43.869	40.250	285.0	1:16:09.668								
27	1	1:44.394	21.730	43.951	38.713	282.7	1:17:54.062								
28	1	1:45.309	21.451	43.874	39.984	282.0	1:19:39.371								
29	1	1:49.483	22.559	45.755	41.169	250.0	1:21:28.854								
30	1	1:45.773	21.725	44.078	39.970	285.0	1:23:14.627								
31	1	1:46.057	21.817	44.610	39.630	286.5	1:25:00.684								
32	1	1:44.890	21.251	44.493	39.146	285.7	1:26:45.574								
33	1	1:43.764	21.090	43.842	38.832	278.4	1:28:29.338								
34	1	1:43.711	21.219	43.614	38.878	282.7	1:30:13.049								

