

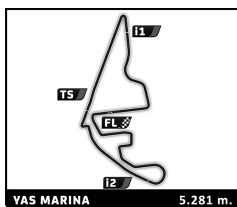
Asian Le Mans Series 4 Hours of Abu Dhabi Free Practice 2

Sector Analysis

Lap under Red Flag Invalidated Lap Personal Best Session Best B Crossing the pit lane

Lap	D	Time	Sector 1	Sector 2	Sector 3	T. Spd	Elapsed	Lap	D	Time	Sector 1	Sector 2	Sector 3	T. Spd	Elapsed
2 CD Sport 1. Michael JENSEN 3. Fabien LAVERGNE 2. Nick ADCOCK Ligier JS P320 - Nissan LMP3								9	2	1:45.441	22.150	44.589	38.702	264.1	22:25.858
1	2	2:55.924	1:15.758	52.363	47.803	202.6	2:55.924	10	2	1:43.136	21.167	43.855	38.114	277.6	24:08.994
2	2	2:02.728	27.730	50.040	44.958	236.8	4:58.652	11	2	1:44.073	21.056	43.511	39.506	280.5	25:53.067
3	2	1:57.379	24.591	48.888	43.900	221.3	6:56.031	12	2	1:43.715	21.156	44.126	38.433	272.7	27:36.782
4	2	1:55.269	24.538	47.707	43.024	257.8	8:51.300	13	2	1:43.826	21.137	43.554	39.135	280.5	29:20.608
5	2	2:51.515 B	24.189	1:09.192	1:18.134	261.5	11:42.815	14	2	1:44.313	21.987	44.462	37.864	273.4	31:04.921
6	2	6:26.477	4:40.760	56.326	49.391	190.5	18:09.292	15	2	1:42.235	20.882	43.625	37.728	285.0	32:47.156
7	2	1:58.266	25.638	48.699	43.929	233.3	20:07.558	16	2	1:42.941	20.945	43.347	38.649	282.7	34:30.097
8	2	1:53.650	24.164	47.243	42.243	257.8	22:01.208	17	2	1:42.528	21.161	44.041	37.326	281.2	36:12.625
9	2	1:54.553	23.525	46.540	44.488	264.7	23:55.761	18	2	1:47.834 B	21.312	43.279	43.243	282.7	38:00.459
10	2	1:52.237	23.495	46.648	42.094	263.4	25:47.998	19	2	2:58.284	1:35.728	44.250	38.306	275.5	40:58.743
11	2	1:51.330	23.290	46.406	41.634	265.4	27:39.328	20	2	1:47.759 B	21.394	43.816	42.549	277.6	42:46.502
12	2	2:01.980 B	24.152	47.157	50.671	263.4	29:41.308	21	3	3:43.304 B	2:14.767	44.309	44.228	279.8	46:29.806
13	3	3:53.898	2:10.534	55.930	47.434	156.1	33:35.206	22	3	2:33.173	1:10.237	44.421	38.515	275.5	49:02.979
14	3	1:50.356	23.250	46.371	40.735	264.1	35:25.562	23	3	1:44.385	21.518	43.870	38.997	282.0	50:47.364
15	3	1:49.318	22.898	45.926	40.494	266.0	37:14.880	24	3	1:43.441	21.219	44.019	38.203	279.8	52:30.805
16	3	1:54.867	23.017	46.858	44.992	265.4	39:09.747	25	3	1:43.436	21.162	44.049	38.225	282.7	54:14.241
17	3	1:58.866 B	22.824	45.850	50.192	266.7	41:08.613	26	3	1:45.070	21.268	44.398	39.404	285.0	55:59.311
18	3	5:08.070	3:38.263	47.352	42.455	264.7	46:16.683	27	3	1:43.871	21.361	43.879	38.631	282.7	57:43.182
19	3	1:50.231	23.057	45.899	41.275	265.4	48:06.914	28	3	1:44.452	21.256	44.085	39.111	279.1	59:27.634
20	3	1:50.259	22.845	45.928	41.486	267.3	49:57.173	29	3	1:44.766	22.221	43.975	38.570	280.5	1:01:12.400
21	3	1:50.885	23.139	45.671	42.075	267.3	51:48.058	30	3	1:43.938	21.297	43.950	38.691	281.2	1:02:56.338
22	3	1:49.733	23.024	45.929	40.780	267.3	53:37.791	31	3	1:48.255 B	21.447	44.388	42.420	280.5	1:04:44.593
23	3	1:51.336	23.605	46.294	41.437	268.0	55:29.127	32	3	3:31.576	2:08.527	44.130	38.919	281.2	1:08:16.169
24	3	1:49.502	22.909	45.780	40.813	266.7	57:18.629	33	3	1:46.714	21.428	44.585	40.701	274.1	1:10:02.883
25	3	1:53.919 B	22.955	45.951	45.013	266.0	59:12.548	34	3	1:43.551	21.501	43.817	38.233	281.2	1:11:46.434
26	1	3:48.898	2:15.087	48.467	45.344	254.7	1:03:01.446	35	3	1:44.197	21.214	43.862	39.121	284.2	1:13:30.631
27	1	1:56.715	24.676	47.687	44.352	259.0	1:04:58.161	36	3	1:43.828	21.395	43.961	38.472	280.5	1:15:14.459
28	1	1:55.494	24.397	47.399	43.698	263.4	1:06:53.655	37	3	1:48.451	22.187	44.876	41.388	270.0	1:17:02.910
29	1	1:57.262	25.847	47.520	43.895	264.1	1:08:50.917	38	3	1:44.231	21.753	44.090	38.388	278.4	1:18:47.141
30	1	1:54.348	24.194	47.242	42.912	264.1	1:10:45.265	39	3	2:13.042	21.762	44.168	1:07.112	281.2	1:21:00.183
31	1	1:54.352	24.048	47.245	43.059	264.1	1:12:39.617	40	3	3:32.748	55.357	1:46.213	51.178	80.6	1:24:32.931
32	1	1:54.571	24.054	47.112	43.405	264.1	1:14:34.188	41	3	1:43.996	21.219	43.662	39.115	283.5	1:26:16.927
33	1	1:54.194	24.175	47.108	42.911	262.1	1:16:28.382	42	3	1:46.387 B	21.127	43.947	41.313	283.5	1:28:03.314
34	1	1:53.303	23.872	47.017	42.414	264.1	1:18:21.685	4 CrowdStrike Racing by APR 1. George KURTZ 3. Malthe JAKOBSEN 2. Colin BRAUN Oreca 07 - Gibson LMP2							
35	1	2:08.584	23.856	47.429	57.299	263.4	1:20:30.269	1	3	2:16.563	46.839	49.424	40.300	217.3	2:16.563
36	1	3:46.192	53.416	1:45.942	1:06.834	80.1	1:24:16.461	2	3	1:44.106	21.482	45.129	37.495	280.5	4:00.669
37	1	1:56.385	24.785	47.628	43.972	259.6	1:26:12.846	3	3	1:41.699	20.846	43.265	37.588	282.7	5:42.368
38	1	1:57.718	25.190	48.486	44.042	259.0	1:28:10.564	4	3	1:44.853	21.573	43.428	39.852	282.7	7:27.221
39	1	1:56.399	24.004	47.294	45.101	262.8	1:30:06.963	5	3	1:45.524	21.562	43.404	40.558	283.5	9:12.745
3 DKR Engineering 1. Alexander MATTSCHULL 3. Laurents HÖRR 2. Tom DILLMANN Oreca 07 - Gibson LMP2								6	3	3:00.232 B	21.140	1:18.895	1:20.197	80.5	12:12.977
1	2	2:20.040	47.993	50.483	41.564	215.1	2:20.040	7	3	4:08.158	2:43.735	44.668	39.755	274.8	16:21.135
2	2	1:47.607	22.031	44.185	41.391	274.8	4:07.647	8	3	1:44.496	21.963	43.926	38.607	276.2	18:05.631
3	2	1:43.601	21.371	43.843	38.387	276.9	5:51.248	9	3	1:42.330	21.073	43.874	37.383	282.7	19:47.961
4	2	1:47.853 B	21.482	43.905	42.466	279.1	7:39.101	10	3	1:41.915	20.782	43.143	37.990	283.5	21:29.876
5	2	5:50.369 B	2:42.099	1:47.965	1:20.305	75.8	13:29.470	11	3	1:46.729 B	20.944	43.460	42.325	284.2	23:16.605
6	2	3:39.636	2:10.586	45.968	43.082	247.7	17:09.106	12	3	2:43.668	1:22.150	43.490	38.028	285.0	26:00.273
7	2	1:45.625	21.422	43.941	40.262	274.8	18:54.731	13	3	1:41.337	20.742	43.340	37.255	285.0	27:41.610
8	2	1:45.686	21.988	43.790	39.908	279.8	20:40.417	14	3	1:42.237	20.965	43.566	37.706	287.2	29:23.847
								15	3	1:43.163	21.294	43.533	38.336	285.7	31:07.010
								16	3	1:41.861	21.045	43.533	37.283	279.1	32:48.871





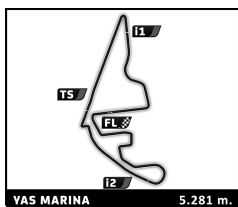
Asian Le Mans Series 4 Hours of Abu Dhabi Free Practice 2

Sector Analysis

Lap under Red Flag Invalidated Lap Personal Best Session Best Crossing the pit lane

Lap	D	Time	Sector 1	Sector 2	Sector 3	T. Spd	Elapsed	Lap	D	Time	Sector 1	Sector 2	Sector 3	T. Spd	Elapsed
17	3	1:42.035	21.139	43.095	37.801	285.7	34:30.906	21	1	1:54.073	23.945	47.376	42.752	259.0	56:48.094
18	3	1:44.174	22.874	43.860	37.440	285.7	36:15.080	22	1	1:54.581	24.126	47.733	42.722	259.6	58:42.675
19	3	1:44.579	20.990	43.204	40.385	287.2	37:59.659	23	1	1:54.624	24.362	47.530	42.732	259.0	1:00:37.299
20	3	1:47.318	21.838	43.670	41.810	281.2	39:46.977	24	1	1:55.667	24.102	47.598	43.967	259.0	1:02:32.966
21	2	4:03.581	2:39.402	45.011	39.168	274.1	43:50.558	25	1	1:55.059	24.032	47.319	43.708	258.4	1:04:28.025
22	2	1:49.505	23.076	45.879	40.550	250.0	45:40.063	26	1	1:54.331	24.037	47.423	42.871	259.6	1:06:22.356
23	2	1:48.984	22.479	44.818	41.687	251.7	47:29.047	27	1	1:55.326	24.657	47.530	43.139	259.6	1:08:17.682
24	2	1:43.535	21.456	43.889	38.190	283.5	49:12.582	28	1	1:53.997	24.272	47.252	42.473	260.2	1:10:11.679
25	2	1:43.918	21.712	44.042	38.164	283.5	50:56.500	29	1	1:54.192	24.045	47.433	42.714	258.4	1:12:05.871
26	2	1:43.668	20.970	43.778	38.920	284.2	52:40.168	30	1	1:55.317	24.222	48.344	42.751	259.0	1:14:01.188
27	2	1:42.884	20.957	43.623	38.304	284.2	54:23.052	31	1	1:54.217	24.048	47.410	42.759	259.6	1:15:55.405
28	2	1:42.706	21.033	43.718	37.955	284.2	56:05.758	32	1	1:56.931	24.041	47.286	45.604	259.0	1:17:52.336
29	2	1:44.366	22.380	44.010	37.976	285.0	57:50.124	33	3	5:09.493	2:10.488	1:42.139	1:16.866	80.0	1:23:01.829
30	2	1:42.468	20.882	43.709	37.877	284.2	59:32.592	34	3	2:30.357	53.562	52.856	43.939	256.5	1:25:32.186
31	2	1:44.440	21.523	44.078	38.839	284.2	1:01:17.032	35	3	1:56.359	24.579	47.967	43.813	257.8	1:27:28.545
32	2	1:44.545	21.007	43.705	39.833	285.0	1:03:01.577	36	3	1:58.908	25.896	48.310	44.702	256.5	1:29:27.453
33	2	1:44.866	21.255	43.940	39.671	285.0	1:04:46.443	37	3	1:56.755	24.624	47.655	44.476	257.8	1:31:24.208
34	2	1:46.397	22.437	44.286	39.674	285.0	1:06:32.840	8 EBM Porsche 911 GT3 R 1. Setiawan SANTOSO 3. Bastian BUUS 2. Tanart SATHIENTHIRAKU GT							
35	2	1:44.883	21.166	44.451	39.266	275.5	1:08:17.723	1	1	2:55.202	1:03.532	59.987	51.683	157.9	2:55.202
36	2	1:50.693	21.152	44.665	44.876	269.3	1:10:08.416	2	1	2:12.997	28.466	55.271	49.260	233.3	5:08.199
37	2	2:14.267	50.437	43.894	39.936	285.0	1:12:22.683	3	1	2:08.251	28.686	51.653	47.912	210.5	7:16.450
38	2	1:44.508	21.690	44.472	38.346	285.0	1:14:07.191	4	1	2:06.879	25.840	48.841	52.198	254.7	9:23.329
39	2	1:44.357	21.761	44.056	38.540	285.7	1:15:51.548	5	1	3:38.981	54.111	1:45.617	59.253	80.1	13:02.310
40	2	1:44.185	21.517	44.041	38.627	284.2	1:17:35.733	6	1	3:48.273	2:03.966	56.595	47.712	246.6	16:50.583
41	2	1:50.722	22.383	45.666	42.673	285.0	1:19:26.455	7	1	1:58.641	25.684	48.196	44.761	257.1	18:49.224
42	3	5:02.185	2:23.919	1:44.519	53.747	80.3	1:24:28.640	8	1	1:58.476	25.406	48.510	44.560	257.1	20:47.700
43	3	1:43.646	21.043	44.059	38.544	276.2	1:26:12.286	9	1	1:58.280	25.069	48.232	44.979	256.5	22:45.980
44	3	1:42.784	21.032	43.309	38.443	285.7	1:27:55.070	10	1	1:57.797	25.121	48.372	44.304	258.4	24:43.777
45	3	1:42.766	20.889	43.634	38.243	285.0	1:29:37.836	11	1	2:02.959	25.264	48.260	49.435	256.5	26:46.736
46	3	1:43.737	21.783	43.487	38.467	285.7	1:31:21.573	12	2	3:45.872	2:12.538	49.053	44.281	252.9	30:32.608
7 AlManar Racing by GetSpeed Mercedes-AMG GT3 EVO 1. Ai Faisal AL ZUBAIR 3. Anthony LIU GT 2. Fabian SCHILLER							13	2	1:56.458	24.638	48.180	43.640	254.7	32:29.066	
1	3	6:24.982	4:44.511	54.278	46.193	216.4	6:24.982	14	2	1:57.167	25.678	48.397	43.092	255.9	34:26.233
2	3	1:57.784	25.660	48.107	44.017	255.9	8:22.766	15	2	1:55.544	24.192	48.207	43.145	257.1	36:21.777
3	3	2:24.306	24.427	47.516	1:12.363	257.1	10:47.072	16	2	1:56.721	24.837	48.219	43.665	257.1	38:18.498
4	3	9:10.921	7:38.860	48.707	43.354	254.7	19:57.993	17	2	1:56.307	24.220	48.798	43.289	248.8	40:14.805
5	3	1:59.364	24.181	47.418	47.765	256.5	21:57.357	18	2	1:55.003	24.160	47.855	42.988	256.5	42:09.808
6	3	1:53.764	23.957	47.272	42.535	257.8	23:51.121	19	2	1:54.970	24.125	47.755	43.090	256.5	44:04.778
7	3	2:11.809	24.284	47.171	1:00.354	258.4	26:02.930	20	2	1:54.965	24.292	47.683	42.990	257.1	45:59.743
8	3	1:58.170	24.276	47.588	46.306	258.4	28:01.100	21	2	1:55.416	24.477	47.827	43.112	256.5	47:55.159
9	2	4:07.501	2:30.898	50.150	46.453	258.4	32:08.601	22	2	1:55.998	24.258	48.032	43.708	258.4	49:51.157
10	2	1:54.620	24.179	47.350	43.091	257.1	34:03.221	23	2	1:56.782	24.246	47.950	44.586	257.8	51:47.939
11	2	1:53.574	23.993	47.448	42.133	258.4	35:56.795	24	2	1:55.670	24.853	47.897	42.920	258.4	53:43.609
12	2	2:00.298	24.070	49.334	46.894	256.5	37:57.093	25	2	1:54.768	24.170	47.611	42.987	257.8	55:38.377
13	2	1:53.184	23.836	47.108	42.240	260.2	39:50.277	26	2	1:55.216	24.300	47.729	43.187	258.4	57:33.593
14	2	1:59.149	23.894	47.684	47.571	259.0	41:49.426	27	2	1:57.416	25.587	48.072	43.757	259.0	59:31.009
15	1	3:32.053	2:00.945	47.937	43.171	255.9	45:21.479	28	2	1:59.021	24.893	47.823	46.305	257.8	1:01:30.030
16	1	1:53.939	24.100	47.309	42.530	257.8	47:15.418	29	2	1:57.269	24.304	47.531	45.434	257.8	1:03:27.299
17	1	1:54.840	24.410	47.655	42.775	259.6	49:10.258	30	1	3:44.942	2:12.071	48.304	44.567	255.9	1:07:12.241
18	1	1:55.366	24.747	47.971	42.648	259.0	51:05.624	31	1	2:00.090	24.719	48.504	46.867	257.1	1:09:12.331
19	1	1:54.258	24.002	47.767	42.489	260.2	52:59.882	32	1	2:01.526	26.333	49.017	46.176	255.9	1:11:13.857
20	1	1:54.139	23.986	47.580	42.573	258.4	54:54.021	33	1	1:57.710	25.156	48.041	44.513	257.1	1:13:11.567





Asian Le Mans Series 4 Hours of Abu Dhabi Free Practice 2

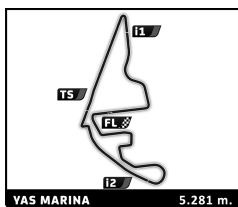
Sector Analysis

VAS MARINA 5.281 m.

Lap under Red Flag Invalidated Lap Personal Best Session Best Crossing the pit lane

Lap	D	Time	Sector 1	Sector 2	Sector 3	T. Spd	Elapsed	Lap	D	Time	Sector 1	Sector 2	Sector 3	T. Spd	Elapsed
34	1	1:57.284	25.020	48.116	44.148	255.9	1:15:08.851	7	3	2:06.126	28.039	51.079	47.008	256.5	20:28.789
35	1	1:57.930	25.074	48.350	44.506	257.1	1:17:06.781	8	3	2:00.926	25.519	49.144	46.263	257.8	22:29.715
36	1	1:57.683	25.175	48.251	44.257	257.8	1:19:04.464	9	3	1:59.491	25.543	48.353	45.595	255.9	24:29.206
37	1	2:52.544	25.134	1:10.912	1:16.498	252.9	1:21:57.008	10	3	1:59.821	25.548	48.448	45.825	259.0	26:29.027
38	1	3:09.451 B	53.212	1:26.555	49.684	80.4	1:25:06.459	11	3	1:57.481	24.985	48.131	44.365	257.1	28:26.508
39	3	3:40.007	2:09.539	47.541	42.927	257.1	1:28:46.466	12	3	2:03.682 B	25.000	47.870	50.812	257.1	30:30.190
40	3	1:54.480	24.119	47.270	43.091	258.4	1:30:40.946	13	3	3:58.349	2:25.316	48.771	44.262	254.7	34:28.539
9 GetSpeed Mercedes-AMG GT3 EVO GT								14 3 1:59.211 25.380 49.181 44.650 255.9 36:27.750							
1.Anthony BARTONE 3.Martin KONRAD								15 3 1:58.813 25.331 49.216 44.266 256.5 38:26.563							
2.Aaron WALKER								16 3 1:57.192 25.028 48.136 44.028 257.1 40:23.755							
1	3	4:13.202	2:31.844	53.532	47.826	248.3	4:13.202	17	3	1:58.099	25.740	48.143	44.216	256.5	42:21.854
2	3	2:05.045	27.727	49.534	47.784	241.6	6:18.247	18	3	2:11.294 B	25.378	49.889	56.027	257.1	44:33.148
3	3	1:57.413	24.981	47.713	44.719	258.4	8:15.660	19	2	3:43.456	2:10.944	48.527	43.985	255.3	48:16.604
4	3	2:12.796 B	24.317	47.170	1:01.309	258.4	10:28.456	20	2	1:56.043	24.881	47.724	43.438	257.8	50:12.647
5	3	9:32.263	7:59.618	49.024	43.621	258.4	20:00.719	21	2	1:55.841	24.871	47.709	43.261	257.1	52:08.488
6	3	1:54.881	24.082	47.638	43.161	258.4	21:55.600	22	2	1:57.494	24.709	49.116	43.669	257.1	54:05.982
7	3	1:53.578	23.960	47.404	42.214	258.4	23:49.178	23	2	1:58.966	25.100	47.589	46.277	257.1	56:04.948
8	3	1:53.594	23.924	47.554	42.116	259.0	25:42.772	24	2	1:57.726	25.558	48.392	43.776	258.4	58:02.674
9	3	1:53.600	23.860	47.384	42.356	260.2	27:36.372	25	2	1:55.446	24.657	47.425	43.364	260.2	59:58.120
10	3	1:54.229	23.932	47.753	42.544	252.3	29:30.601	26	2	1:55.772	24.446	47.789	43.537	259.0	1:01:53.892
11	3	1:53.368	23.883	47.213	42.272	259.6	31:23.969	27	2	1:57.272	24.530	47.585	45.157	259.0	1:03:51.164
12	3	1:59.435 B	23.859	47.904	47.672	260.9	33:23.404	28	2	1:59.572 B	24.673	47.682	47.217	258.4	1:05:50.736
13	1	4:40.740	3:01.085	50.944	48.711	256.5	38:04.144	29	1	3:21.690	1:47.124	48.253	46.313	255.9	1:09:12.426
14	1	1:58.178	25.399	48.003	44.776	258.4	40:02.322	30	1	1:54.988	24.379	47.795	42.814	257.1	1:11:07.414
15	1	1:59.024	24.913	48.775	45.336	258.4	42:01.346	31	1	1:56.095	23.841	49.329	42.925	258.4	1:13:03.509
16	1	1:56.152	24.705	47.669	43.778	258.4	43:57.498	32	1	1:57.033 B	24.047	47.425	45.561	259.0	1:15:00.542
17	1	1:56.769	24.332	47.818	44.619	257.8	45:54.267	33	1	8:36.624	5:35.506	1:45.262	1:15.856	78.7	1:23:37.166
18	1	1:55.917	24.433	47.765	43.719	258.4	47:50.184	34	1	2:12.724	38.995	48.555	45.174	231.3	1:25:49.890
19	1	1:56.422	24.523	47.575	44.324	257.8	49:46.606	35	1	1:55.139	24.429	47.392	43.318	260.2	1:27:45.029
20	1	1:55.121	24.191	47.705	43.225	259.0	51:41.727	36	1	1:54.236	24.175	47.307	42.754	259.0	1:29:39.265
21	1	1:55.212	24.461	47.479	43.272	259.0	53:36.939	37	1	1:54.395	24.060	47.296	43.039	259.6	1:31:33.660
22	1	1:58.569	24.430	49.063	45.076	242.2	55:35.508	17 COOL Racing Ligier JS P320 - Nissan LMP3							
23	1	1:59.376 B	24.385	47.626	47.365	258.4	57:34.884	1.James WINSLOW 3.Manuel ESPIRITO SANTO							
24	1	4:29.726	2:57.952	47.989	43.785	257.1	1:02:04.610	2.Alexander BUKHANTSOV							
25	1	1:55.839	24.886	47.390	43.563	258.4	1:04:00.449	1	1	3:32.170	1:53.521	52.131	46.518	208.1	3:32.170
26	1	1:58.433 B	24.054	47.503	46.876	259.6	1:05:58.882	2	1	1:57.613	25.044	49.534	43.035	219.1	5:29.783
27	1	7:44.058 B	6:03.597	50.114	50.347	256.5	1:13:42.940	3	1	1:55.257	24.040	47.448	43.769	251.2	7:25.040
28	2	3:44.363	2:11.829	47.943	44.591	254.7	1:17:27.303	4	1	1:57.369	23.946	47.311	46.112	259.0	9:22.409
29	2	1:55.117	24.495	47.683	42.939	257.8	1:19:22.420	5	1	3:29.263 B	25.189	1:43.796	1:20.278	80.1	12:51.672
30	2	3:18.571	24.167	1:37.928	1:16.476	79.3	1:22:40.991	6	2	4:26.480	2:53.609	48.954	43.917	254.1	17:18.152
31	2	2:48.044	53.329	1:06.557	48.158	231.3	1:25:29.035	7	2	1:55.808	24.746	47.578	43.484	261.5	19:13.960
32	2	1:54.370	24.215	47.472	42.683	257.8	1:27:23.405	8	2	1:53.345	24.152	47.097	42.096	260.2	21:07.305
33	2	1:55.861	24.282	47.605	43.974	257.8	1:29:19.266	9	2	1:52.856	23.940	46.991	41.925	261.5	23:00.161
34	2	1:54.241	24.155	47.423	42.663	253.5	1:31:13.507	10	2	1:53.270	23.901	47.112	42.257	252.9	24:53.431
11 Attempto Racing Audi R8 LMS GT3 EVO II GT								11 2 1:53.176 23.931 47.198 42.047 262.1 26:46.607							
1.Aleksii NESOV 3.Ilya GORBATSKY								12 2 1:57.618 B 23.932 46.779 46.907 264.7 28:44.225							
2.Sergey TITARENKO								13 3 3:52.827 2:22.064 48.014 42.749 255.9 32:37.052							
1	2	3:33.911	1:53.862	52.567	47.482	215.6	3:33.911	14	3	1:53.090	24.195	46.997	41.898	265.4	34:30.142
2	2	1:59.515	25.847	48.690	44.978	256.5	5:33.426	15	3	1:52.136	23.509	47.791	40.836	262.8	36:22.278
3	2	1:57.906	25.252	48.426	44.228	256.5	7:31.332	16	3	1:54.622	23.895	46.292	44.435	262.8	38:16.900
4	2	2:03.570	26.893	48.495	48.182	256.5	9:34.902	17	3	1:50.222	23.243	46.467	40.512	263.4	40:07.122
5	2	3:52.230 B	44.934	1:47.829	1:19.467	79.1	13:27.132	18	3	1:52.167	23.257	46.393	42.517	266.7	41:59.289
6	3	4:55.531	3:07.354	53.893	54.284	211.8	18:22.663	19	3	1:50.134	23.076	46.317	40.741	263.4	43:49.423





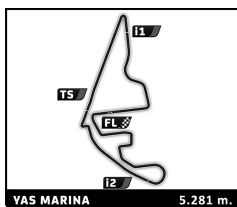
Asian Le Mans Series 4 Hours of Abu Dhabi Free Practice 2

Sector Analysis

Lap under Red Flag Invalidated Lap Personal Best Session Best B Crossing the pit lane

Lap	D	Time	Sector 1	Sector 2	Sector 3	T. Spd	Elapsed	Lap	D	Time	Sector 1	Sector 2	Sector 3	T. Spd	Elapsed		
20	3	1:55.148	B	24.065	47.028	44.055	251.7	45:44.571	31	3	1:54.065	24.183	47.231	42.651	259.0	1:29:38.470	
21	2	5:33.215		3:50.894	54.390	47.931	196.7	51:17.786	32	3	1:53.584	23.957	47.223	42.404	262.1	1:31:32.054	
22	2	1:59.694		26.744	49.976	42.974	231.8	53:17.480	19 Leipert Motorsport <small>Lamborghini Huracan GT3 EVO2</small>								
23	2	1:56.540		24.666	47.868	44.006	236.8	55:14.020	1.Gabriel RINDONE								
24	2	1:51.717		23.854	46.634	41.229	261.5	57:05.737	2.Brendon LEITCH								
25	2	1:51.293		23.404	46.325	41.564	263.4	58:57.030	3.Marco MAPELLI								
26	2	1:50.799		23.455	46.415	40.929	263.4	1:00:47.829	GT								
27	2	1:56.637		23.489	47.744	45.404	263.4	1:02:44.466	1	3	2:49.406	1:04.914	56.601	47.891	172.0	2:49.406	
28	2	1:51.145		23.458	46.309	41.378	263.4	1:04:35.611	2	3	2:01.161	26.010	49.784	45.367	209.7	4:50.567	
29	2	1:56.081	B	23.731	47.478	44.872	264.7	1:06:31.692	3	3	1:58.925	26.034	48.583	44.308	243.2	6:49.492	
30	1	4:18.475		2:50.182	47.010	41.283	257.8	1:10:50.167	4	3	1:55.505	24.612	48.133	42.760	247.7	8:44.997	
31	1	1:50.473		23.270	46.336	40.867	262.1	1:12:40.640	5	3	2:45.320 B	24.044	1:04.710	1:16.566	261.5	11:30.317	
32	1	1:55.118		23.288	47.201	44.629	261.5	1:14:35.758	6	1	5:48.403	4:10.642	50.463	47.298	255.3	17:18.720	
33	1	1:59.725		23.378	48.370	47.977	261.5	1:16:35.483	7	1	1:59.311	25.476	48.723	45.112	250.6	19:18.031	
34	1	1:50.738		23.214	46.667	40.857	261.5	1:18:26.221	8	1	2:00.653	25.047	48.644	46.962	251.7	21:18.684	
35	1	2:06.744	B	22.902	46.406	57.436	262.8	1:20:32.965	9	1	1:59.425	25.141	49.485	44.799	233.3	23:18.109	
36	3	4:48.411		3:06.567	1:00.261	41.583	229.3	1:25:21.376	10	1	2:00.921	B	25.239	48.235	47.447	254.7	25:19.030
37	3	1:52.645		23.651	46.785	42.209	259.6	1:27:14.021	11	1	3:30.391	1:41.719	55.209	53.463	188.5	28:49.421	
38	3	1:49.880		23.365	45.937	40.578	263.4	1:29:03.901	12	1	2:01.480	26.104	49.232	46.144	251.2	30:50.901	
39	3	1:51.372		23.104	46.215	42.053	265.4	1:30:55.273	13	1	1:55.910	24.778	47.692	43.440	254.1	32:46.811	
18 Huber Motorsport <small>Porsche 911 GT3 R</small>								19 Leipert Motorsport <small>Lamborghini Huracan GT3 EVO2</small>									
1.Stanislav MINSKY								1.Gabriel RINDONE									
2.Jannes FITTJE								2.Brendon LEITCH									
3.Dorian BOCCOLACCI								3.Marco MAPELLI									
GT								GT									
1	2	3:11.498		1:31.439	52.480	47.579	244.9	3:11.498	1	3	2:49.406	1:04.914	56.601	47.891	172.0	2:49.406	
2	2	1:57.256		25.667	48.214	43.375	261.5	5:08.754	2	3	2:01.161	26.010	49.784	45.367	209.7	4:50.567	
3	2	1:57.211		25.859	47.801	43.551	259.6	7:05.965	3	3	1:58.925	26.034	48.583	44.308	243.2	6:49.492	
4	2	1:54.899		24.268	47.482	43.149	260.2	9:00.864	4	3	1:55.505	24.612	48.133	42.760	247.7	8:44.997	
5	2	3:08.254 B		25.197	1:24.881	1:18.176	79.6	12:09.118	5	3	2:45.320 B	24.044	1:04.710	1:16.566	261.5	11:30.317	
6	2	4:17.919		2:44.587	49.641	43.691	218.2	16:27.037	6	1	5:48.403	4:10.642	50.463	47.298	255.3	17:18.720	
7	2	1:55.969		24.934	47.632	43.403	259.0	18:23.006	7	1	1:59.311	25.476	48.723	45.112	250.6	19:18.031	
8	2	1:57.782	B	24.422	47.427	45.933	259.0	20:20.788	8	1	2:00.653	25.047	48.644	46.962	251.7	21:18.684	
9	2	3:47.029	B	2:11.833	48.179	47.017	259.6	24:07.817	9	1	1:59.425	25.141	49.485	44.799	233.3	23:18.109	
10	2	3:57.400		2:18.631	53.681	45.088	225.0	28:05.217	10	1	2:00.921	B	25.239	48.235	47.447	254.7	25:19.030
11	2	1:58.405		25.475	48.249	44.681	253.5	30:03.622	11	1	3:30.391	1:41.719	55.209	53.463	188.5	28:49.421	
12	2	1:55.322		24.484	48.417	42.421	254.7	31:58.944	12	1	2:01.480	26.104	49.232	46.144	251.2	30:50.901	
13	2	1:58.113		23.901	47.496	46.716	259.0	33:57.057	13	1	1:55.910	24.778	47.692	43.440	254.1	32:46.811	
14	2	1:59.244		23.899	47.228	48.117	259.0	35:56.301	14	1	1:55.327	24.635	47.705	42.987	259.6	34:42.138	
15	2	2:02.216		24.026	47.766	50.424	260.9	37:58.517	15	1	1:55.066	24.328	47.934	42.804	259.0	36:37.204	
16	2	1:53.346		24.118	47.229	41.999	260.2	39:51.863	16	1	1:59.574	25.055	50.503	44.016	203.8	38:36.778	
17	2	1:55.239		23.992	47.063	44.184	260.9	41:47.102	17	1	1:55.226	24.397	47.612	43.217	259.6	40:32.004	
18	2	1:53.111		24.010	46.946	42.155	260.9	43:40.213	18	1	1:54.787	24.386	47.447	42.954	259.6	42:26.791	
19	2	1:59.160	B	24.782	47.604	46.774	252.3	45:39.373	19	1	2:00.644	B	23.930	47.451	49.263	259.0	44:27.435
20	1	7:44.668	B	5:43.700	55.836	1:05.132	244.9	53:24.041	20	2	3:46.660	2:13.804	49.646	43.210	257.1	48:14.095	
21	1	4:43.755		3:05.112	51.297	47.346	196.0	58:07.796	21	2	1:53.771	23.982	47.240	42.549	255.3	50:07.866	
22	1	2:03.676		26.409	49.104	48.163	257.1	1:00:11.472	22	2	1:53.458	24.020	47.335	42.103	254.7	52:01.324	
23	1	2:05.315		27.016	50.022	48.277	248.3	1:02:16.787	23	2	1:56.636	B	24.061	47.406	45.169	257.1	53:57.960
24	1	2:20.021		27.664	57.855	54.502	222.7	1:04:36.808	24	2	3:04.646	1:34.238	47.672	42.736	255.3	57:02.606	
25	1	2:15.874		29.510	54.699	51.665	230.8	1:06:52.682	25	2	1:55.139	24.160	47.349	43.630	255.3	58:57.745	
26	1	2:26.224	B	29.819	55.307	1:01.098	202.2	1:09:18.906	26	2	1:54.609	24.575	47.321	42.713	255.9	1:00:52.354	
27	1	8:14.284	B	6:11.064	1:01.187	1:02.033	183.1	1:17:33.190	27	2	1:53.805	23.977	47.203	42.625	260.2	1:02:46.159	
28	3	6:03.103		3:00.481	1:46.882	1:15.740	79.6	1:23:36.293	28	2	2:01.925	24.176	47.136	50.613	261.5	1:04:48.084	
29	3	2:12.441		39.296	48.822	44.323	257.8	1:25:48.734	29	2	1:54.528	24.279	47.531	42.718	260.9	1:06:42.612	
30	3	1:55.671		24.698	47.785	43.188	260.2	1:27:44.405	30	2	1:54.376	24.280	47.259	42.837	259.6	1:08:36.988	
20 High Class Racing <small>Ligier JS P320 - Nissan</small>								20 High Class Racing <small>Ligier JS P320 - Nissan</small>									
1.Audunn GUDMUNDSSON								1.Audunn GUDMUNDSSON									
2.Anders FJORBACH								2.Anders FJORBACH									
3.Seth LUCAS								3.Seth LUCAS									
LMP3								LMP3									
1	2	2:24.852		46.921	52.292	45.639	202.2	2:24.852	1	2	2:24.852	46.921	52.292	45.639	202.2	2:24.852	
2	2	1:55.522		24.234	47.534	43.754	259.0	4:20.374	2	2	1:55.522	24.234	47.534	43.754	259.0	4:20.374	
3	2	1:57.094		24.158	48.819	44.117	262.1	6:17.468	3	2	1:57.094	24.158	48.819	44.117	262.1	6:17.468	
4	2	1:51.968		23.644	46.843	41.481	261.5	8:09.436	4	2	1:51.968	23.644	46.843	41.481	261.5	8:09.436	
5	2	2:06.585 B		23.243	46.737	56.605	262.1	10:16.021	5	2	2:06.585 B	23.243	46.737	56.605	262.1	10:16.021	



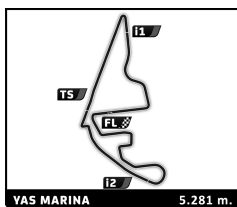


Asian Le Mans Series 4 Hours of Abu Dhabi Free Practice 2

Sector Analysis

Lap under Red Flag													Invalidated Lap	Personal Best	Session Best	B Crossing the pit lane
Lap	D	Time	Sector 1	Sector 2	Sector 3	T. Spd	Elapsed	Lap	D	Time	Sector 1	Sector 2	Sector 3	T. Spd	Elapsed	
6	1	7:03.523	5:19.528	53.381	50.614	201.5	17:19.544	17	1	1:56.182	24.066	47.303	44.813	260.9	39:58.696	
7	1	2:05.550	25.699	49.167	50.684	223.6	19:25.094	18	1	1:53.854	23.856	47.263	42.735	260.9	41:52.550	
8	1	1:58.617	24.159	47.428	47.030	260.9	21:23.711	19	1	1:56.198	23.956	47.189	45.053	260.9	43:48.748	
9	1	2:06.311	23.623	46.543	56.145	262.8	23:30.022	20	1	1:57.835	24.650	48.413	44.772	239.5	45:46.583	
10	1	1:52.545	23.410	46.376	42.759	262.1	25:22.567	21	1	1:53.399	24.011	47.175	42.213	260.2	47:39.982	
11	1	2:00.299	27.011	49.277	44.011	261.5	27:22.866	22	1	1:53.299	23.864	47.110	42.325	261.5	49:33.281	
12	1	1:56.575	23.311	49.186	44.078	259.6	29:19.441	23	1	1:55.758	24.800	47.376	43.582	260.2	51:29.039	
13	1	1:59.480	27.335	46.815	45.330	263.4	31:18.921	24	1	1:53.934	23.865	47.186	42.883	261.5	53:22.973	
14	1	1:53.045	23.363	46.573	43.109	262.8	33:11.966	25	1	1:57.084 B	23.963	47.316	45.805	260.2	55:20.057	
15	1	1:51.292	23.333	46.437	41.522	261.5	35:03.258	26	3	3:41.242	2:08.385	48.792	44.065	257.1	59:01.299	
16	1	1:58.864 B	23.244	47.697	47.923	264.1	37:02.122	27	3	1:53.388	23.962	47.433	41.993	260.2	1:00:54.687	
17	3	5:27.268	3:55.205	49.730	42.333	234.3	42:29.390	28	3	1:52.980	23.849	47.116	42.015	260.9	1:02:47.667	
18	3	1:56.242	23.845	47.669	44.728	260.2	44:25.632	29	3	1:53.785	23.661	47.612	42.512	260.9	1:04:41.452	
19	3	1:52.654	23.513	47.302	41.839	260.9	46:18.286	30	3	1:57.210 B	24.136	47.372	45.702	260.2	1:06:38.662	
20	3	1:53.660	23.589	48.193	41.878	260.9	48:11.946	31	3	3:39.468	2:09.212	47.720	42.536	259.0	1:10:18.130	
21	3	1:52.694	23.537	47.289	41.868	260.9	50:04.640	32	3	1:53.707	23.858	47.496	42.353	260.2	1:12:11.837	
22	3	1:52.772	23.399	47.762	41.611	262.1	51:57.412	33	3	1:52.792	23.719	46.947	42.126	261.5	1:14:04.629	
23	3	1:51.286	23.288	47.022	40.976	262.8	53:48.698	34	3	1:52.857	23.807	47.074	41.976	264.1	1:15:57.486	
24	3	1:51.703	23.320	47.136	41.247	260.9	55:40.401	35	3	1:52.984	23.735	46.997	42.252	260.9	1:17:50.470	
25	3	1:53.622	23.458	47.392	42.772	257.1	57:34.023	36	3	1:53.371	23.929	47.345	42.097	259.6	1:19:43.841	
26	3	1:52.765	23.794	47.558	41.413	259.6	59:26.788	37	3	3:33.696 B	32.934	1:44.673	1:16.089	80.1	1:23:17.537	
27	3	1:53.043	23.612	47.545	41.886	261.5	1:01:19.831	22 Proton Competition Oreca 07 - Gibson								
28	3	1:51.950	23.331	47.296	41.323	260.9	1:03:11.781	1.Giorgio RODA		3.René BINDER		LMP2				
29	3	1:51.316	23.212	46.955	41.149	260.2	1:05:03.097	2.Julien ANDLAUER								
30	3	1:51.281	23.202	46.771	41.308	260.9	1:06:54.378	1	1	3:48.624	2:20.776	46.982	40.866	238.9	3:48.624	
31	3	1:52.338	24.132	46.944	41.262	261.5	1:08:46.716	2	1	1:49.117	21.656	45.105	42.356	279.1	5:37.741	
32	3	1:51.019	23.171	46.787	41.061	263.4	1:10:37.735	3	1	1:44.630	21.168	43.887	39.575	282.0	7:22.371	
33	3	1:58.076 B	23.525	47.353	47.198	261.5	1:12:35.811	4	1	1:52.540 B	21.204	43.877	47.459	282.0	9:14.911	
34	3	3:40.477 B	2:08.217	47.299	44.961	261.5	1:16:16.288	5	1	7:18.586	5:50.794	45.170	42.622	262.1	16:33.497	
35	1	4:45.966	2:53.093	48.224	1:04.649	258.4	1:21:02.254	6	1	1:47.323	21.438	45.033	40.852	280.5	18:20.820	
36	1	3:35.375	54.987	1:46.971	53.417	80.1	1:24:37.629	7	1	1:46.778	21.482	44.712	40.584	268.7	20:07.598	
37	1	1:53.214	23.988	46.858	42.368	259.0	1:26:30.843	8	1	1:44.729	21.242	43.835	39.652	283.5	21:52.327	
38	1	1:52.928	23.751	46.856	42.321	260.9	1:28:23.771	9	1	1:42.913	21.094	43.924	37.895	282.0	23:35.240	
39	1	1:59.077	23.628	46.951	48.498	262.8	1:30:22.848	10	1	1:46.038	21.180	44.363	40.495	281.2	25:21.278	
21 AF Corse Ferrari 296 GT3																
1.Simon MANN			3.Davide RIGON			GT										
2.Francois HERIAU																
1	2	3:02.782	1:20.808	54.237	47.737	200.0	3:02.782	11	1	1:44.776	22.006	44.562	38.208	281.2	27:06.054	
2	2	2:00.290	26.132	49.093	45.065	251.7	5:03.072	12	1	1:43.494	21.224	43.782	38.488	282.7	28:49.548	
3	2	1:59.114	25.372	48.140	45.602	258.4	7:02.186	13	1	1:52.269 B	21.981	44.391	45.897	277.6	30:41.817	
4	2	1:58.361	24.825	48.077	45.459	260.2	9:00.547	14	1	6:09.761	4:44.302	46.236	39.223	257.8	36:51.578	
5	2	2:57.618 B	25.062	1:14.893	1:17.663	80.2	11:58.165	15	1	1:47.447	22.412	44.398	40.637	278.4	38:39.025	
6	2	4:47.291	3:07.682	53.096	46.513	224.1	16:45.456	16	1	1:45.377	22.134	44.083	39.160	279.1	40:24.402	
7	2	2:00.464	25.317	50.257	44.890	253.5	18:45.920	17	1	1:50.104 B	23.020	44.233	42.851	279.8	42:14.506	
8	2	1:56.302	24.507	47.743	44.052	260.2	20:42.222	18	2	3:32.050	2:09.246	44.335	38.469	278.4	45:46.556	
9	2	1:55.151	24.358	47.451	43.342	259.6	22:37.373	19	2	1:45.930	20.948	43.973	41.009	270.7	47:32.486	
10	2	1:54.946	24.340	47.261	43.345	260.9	24:32.319	20	2	1:43.813	21.323	43.966	38.524	266.7	49:16.299	
11	2	1:55.528	24.303	47.459	43.766	261.5	26:27.847	21	2	1:45.314	20.936	43.923	40.455	274.1	51:01.613	
12	2	1:54.605	24.304	47.385	42.916	260.9	28:22.452	22	2	1:42.509	20.917	43.403	38.189	281.2	52:44.122	
13	2	1:55.329	24.164	48.384	42.781	259.0	30:17.781	23	2	1:41.765	20.905	43.273	37.587	281.2	54:25.887	
14	2	1:54.185	24.100	47.242	42.843	261.5	32:11.966	24	2	1:42.065	20.891	43.615	37.559	264.1	56:07.952	
15	2	2:00.569 B	24.577	47.323	48.669	260.9	34:12.535	25	2	1:47.401	21.549	43.937	41.915	268.0	57:55.353	
16	1	3:49.979	2:12.642	49.839	47.498	219.5	38:02.514	26	2	1:41.712	20.693	43.544	37.475	266.7	59:37.065	
							27		2	1:42.248	20.859	43.513	37.876	269.3	1:01:19.313	
							28		2	1:44.005 B	20.920	43.307	39.778	271.4	1:03:03.318	
							29		2	3:31.673	2:08.232	44.415	39.026	280.5	1:06:34.991	



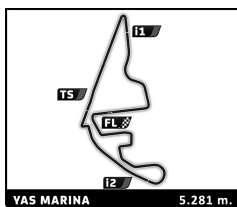


Asian Le Mans Series 4 Hours of Abu Dhabi Free Practice 2

Sector Analysis

Lap under Red Flag								Invalidated Lap		Personal Best		Session Best		B Crossing the pit lane	
Lap	D	Time	Sector 1	Sector 2	Sector 3	T. Spd	Elapsed	Lap	D	Time	Sector 1	Sector 2	Sector 3	T. Spd	Elapsed
30	2	1:42.962	21.182	43.575	38.205	282.0	1:08:17.953	39	2	3:51.404	53.617	1:45.426	1:12.361	80.0	1:24:10.196
31	2	1:47.606	21.337	44.714	41.555	270.0	1:10:05.559	40	2	1:45.419	21.969	44.104	39.346	279.8	1:25:55.615
32	2	1:42.212	20.947	43.422	37.843	280.5	1:11:47.771	41	2	1:45.310	22.309	44.188	38.813	283.5	1:27:40.925
33	2	1:45.141	B 20.984	43.521	40.636	283.5	1:13:32.912	42	2	1:44.288	21.333	44.523	38.432	280.5	1:29:25.213
34	3	3:34.480	2:09.837	45.032	39.611	277.6	1:17:07.392	43	2	1:43.676	21.129	43.871	38.676	283.5	1:31:08.889
35	3	1:44.329	21.945	44.086	38.298	281.2	1:18:51.721	25 Algarve Pro Racing Oreca 07 - Gibson							
36	3	2:19.736	21.311	45.024	1:13.401	278.4	1:21:11.457	1.Chris MCMURRY		3.Toby SOWERY		LMP2			
37	3	3:25.602	53.680	1:45.330	46.592	80.0	1:24:37.059	2.Freddie TOMLINSON							
38	3	1:43.356	21.478	43.611	38.267	279.1	1:26:20.415	1	3	2:23.973	51.568	48.200	44.205	211.4	2:23.973
39	3	1:44.049	21.885	44.176	37.988	276.9	1:28:04.464	2	3	1:54.409	23.355	47.352	43.702	238.9	4:18.382
40	3	1:42.852	21.279	43.815	37.758	276.9	1:29:47.316	3	3	1:46.484	21.368	43.817	41.299	279.8	6:04.866
41	3	1:44.773	21.121	43.671	39.981	281.2	1:31:32.089	4	3	1:41.670	20.887	43.425	37.358	280.5	7:46.536
24 Nielsen Racing Oreca 07 - Gibson															
1.Ian LOGGIE			3.Ferdinand HABSBURG			LMP2									
2.Alejandro GARCIA															
1	3	2:22.145	45.424	51.496	45.225	181.5	2:22.145	5	3	1:50.152	22.108	43.846	44.198	282.7	9:36.688
2	3	1:53.123	23.809	46.481	42.833	223.6	4:15.268	6	3	3:51.901	B 44.055	1:47.647	1:20.199	79.5	13:28.589
3	3	1:49.621	23.199	46.772	39.650	247.1	6:04.889	7	3	4:24.506	2:50.961	49.502	44.043	209.7	17:53.095
4	3	1:45.992	21.848	44.311	39.833	279.1	7:50.881	8	3	1:42.285	20.998	43.577	37.710	279.8	19:35.380
5	3	1:48.350	22.030	44.128	42.192	279.1	9:39.231	9	3	1:43.438	21.130	43.657	38.651	280.5	21:18.818
6	3	3:52.635	B 43.389	1:47.751	1:21.495	57.7	13:31.866	10	3	1:44.801	22.994	44.289	37.518	279.1	23:03.619
7	1	5:00.720	3:21.456	54.473	44.791	195.3	18:32.586	11	3	1:43.366	20.923	43.825	38.618	280.5	24:46.985
8	1	1:52.997	24.229	46.347	42.421	260.9	20:25.583	12	3	1:45.617	21.640	43.526	40.451	283.5	26:32.602
9	1	1:50.627	22.948	45.472	42.207	264.1	22:16.210	13	3	1:48.609	21.037	43.557	44.015	282.0	28:21.211
10	1	1:46.149	22.254	44.147	39.748	281.2	24:02.359	14	3	1:45.567	20.817	43.641	41.109	282.7	30:06.778
11	1	1:49.419	22.381	44.482	42.556	280.5	25:51.778	15	3	1:47.617	B 21.730	44.016	41.871	282.0	31:54.395
12	1	1:47.967	21.971	44.368	41.628	280.5	27:39.745	16	3	5:30.443	3:57.548	46.030	46.865	271.4	37:24.838
13	1	1:46.071	22.054	44.486	39.531	280.5	29:25.816	17	3	1:44.114	20.924	43.639	39.551	280.5	39:08.952
14	1	1:48.268	22.557	45.241	40.470	240.0	31:14.084	18	3	1:42.498	20.864	43.501	38.133	281.2	40:51.450
15	1	1:46.851	23.151	44.231	39.469	279.8	33:00.935	19	3	1:47.151	B 21.225	44.307	41.619	283.5	42:38.601
16	1	1:46.758	21.901	44.285	40.572	280.5	34:47.693	20	3	8:19.019	6:56.874	44.549	37.596	280.5	50:57.620
17	1	1:47.060	21.827	44.388	40.845	276.9	36:34.753	21	3	1:44.434	21.066	43.759	39.609	281.2	52:42.054
18	1	1:46.207	22.024	44.700	39.483	284.2	38:20.960	22	3	1:42.250	20.909	43.468	37.873	281.2	54:24.304
19	1	1:47.147	22.445	45.216	39.486	279.8	40:08.107	23	3	1:42.388	20.963	43.569	37.856	282.0	56:06.692
20	1	1:51.270	B 22.318	45.102	43.850	275.5	41:59.377	24	3	1:44.453	22.557	43.784	38.112	280.5	57:51.145
21	2	3:35.972	2:10.796	45.441	39.735	271.4	45:35.349	25	3	1:46.152	B 20.945	44.125	41.082	263.4	59:37.297
22	2	1:47.104	22.060	45.003	40.041	275.5	47:22.453	26	3	4:53.389	3:29.724	44.093	39.572	280.5	1:04:30.686
23	2	1:44.108	21.300	44.393	38.415	276.9	49:06.561	27	3	1:45.042	21.258	44.051	39.733	281.2	1:06:15.728
24	2	1:43.504	21.268	44.112	38.124	278.4	50:50.065	28	3	1:44.040	21.216	44.808	38.016	226.4	1:07:59.768
25	2	1:44.179	21.488	44.417	38.274	279.1	52:34.244	29	3	1:42.635	20.989	43.611	38.035	281.2	1:09:42.403
26	2	1:43.306	21.313	43.937	38.056	280.5	54:17.550	30	3	1:47.777	B 22.873	44.183	40.721	279.8	1:11:30.180
27	2	1:46.049	21.161	43.998	40.890	281.2	56:03.599	31	2	3:43.243	2:11.708	48.868	42.667	270.0	1:15:13.423
28	2	1:43.430	21.215	44.138	38.077	279.8	57:47.029	32	2	1:49.969	22.032	45.225	42.712	280.5	1:17:03.392
29	2	1:43.424	21.174	43.952	38.298	279.8	59:30.453	33	2	1:47.124	22.386	45.302	39.436	279.8	1:18:50.516
30	2	1:43.300	21.244	44.102	37.954	279.8	1:01:13.753	34	2	2:23.168	B 21.944	46.488	1:14.736	196.4	1:21:13.684
31	2	1:45.031	21.130	44.092	39.809	282.0	1:02:58.784	35	2	4:06.814	2:26.779	58.540	41.495	233.8	1:25:20.498
32	2	1:44.221	21.152	44.030	39.039	280.5	1:04:43.005	36	2	1:49.931	23.776	45.779	40.376	278.4	1:27:10.429
33	2	1:45.269	22.105	44.299	38.865	279.8	1:06:28.274	37	2	1:48.186	22.718	45.325	40.143	277.6	1:28:58.615
34	2	1:43.873	21.043	44.508	38.322	281.2	1:08:12.147	38	2	1:50.602	24.194	46.172	40.236	277.6	1:30:49.217
35	2	1:48.325	B 21.261	44.217	42.847	280.5	1:10:00.472	26 Bretton Racing Ligier JS P320 - Nissan							
36	2	6:39.103	5:03.120	45.641	50.342	272.0	1:16:39.575	1.Dan SKOCDOPOLE		3.Mihnea STEFAN		LMP3			
37	2	1:44.928	21.314	44.308	39.306	279.1	1:18:24.503	2.Julien GERBI							
38	2	1:54.289	21.215	44.385	48.689	284.2	1:20:18.792	1	3	2:38.943	45.728	1:01.432	51.783	154.1	2:38.943
								2	3	2:12.935	25.987	55.168	51.780	190.5	4:51.878
								3	3	2:06.225	26.005	53.736	46.484	191.2	6:58.103
								4	3	2:24.866	B 24.700	1:02.233	57.933	122.3	9:22.969





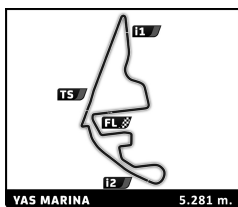
Asian Le Mans Series 4 Hours of Abu Dhabi Free Practice 2

Sector Analysis

Lap under Red Flag Invalidated Lap Personal Best Session Best Crossing the pit lane

Lap	D	Time	Sector 1	Sector 2	Sector 3	T. Spd	Elapsed	Lap	D	Time	Sector 1	Sector 2	Sector 3	T. Spd	Elapsed
5	3	6:49.996	5:17.108	48.521	44.367	243.8	16:12.965	22	1	1:59.985	24.622	47.893	47.470	260.2	1:01:05.647
6	3	1:59.048	24.093	47.491	47.464	247.7	18:12.013	23	1	4:19.138	2:47.671	48.172	43.295	256.5	1:05:24.785
7	1	6:10.755	4:32.366	53.280	45.109	241.6	24:22.768	24	1	1:54.724	24.156	47.604	42.964	259.0	1:07:19.509
8	1	1:54.097	24.370	47.613	42.114	262.1	26:16.865	25	1	2:04.370	24.361	56.726	43.283	254.1	1:09:23.879
9	1	1:52.924	23.750	46.782	42.392	264.1	28:09.789	26	1	1:55.313	24.637	47.799	42.877	259.0	1:11:19.192
10	1	1:52.561	23.642	46.740	42.179	262.1	30:02.350	27	1	1:55.129	24.077	47.624	43.428	257.8	1:13:14.321
11	1	1:52.426	23.155	46.344	42.927	264.1	31:54.776	28	1	1:54.941	24.045	47.924	42.972	259.0	1:15:09.262
12	1	1:52.149	24.525	46.624	41.000	257.8	33:46.925	29	1	2:00.825	24.922	49.281	46.622	248.3	1:17:10.087
13	1	1:50.261	22.979	46.159	41.123	266.0	35:37.186	30	1	1:55.321	24.319	47.540	43.462	257.1	1:19:05.408
14	1	1:57.928	23.883	47.831	46.214	230.8	37:35.114	31	1	2:54.182	24.910	1:11.912	1:17.360	240.5	1:21:59.590
15	2	4:47.404	3:16.314	48.218	42.872	251.2	42:22.518	32	1	3:07.485	56.092	1:26.981	44.412	79.5	1:25:07.075
16	2	1:54.933	24.792	47.789	42.352	257.8	44:17.451	33	1	1:55.741	24.447	47.798	43.496	258.4	1:27:02.816
17	2	1:52.162	23.538	46.648	41.976	258.4	46:09.613	34	1	1:55.008	24.230	47.673	43.105	259.0	1:28:57.824
18	2	1:52.502	23.385	47.529	41.588	259.0	48:02.115	35	1	2:02.792	24.870	49.009	48.913	259.0	1:31:00.616
19	2	1:52.391	23.346	47.427	41.618	255.9	49:54.506	30 Duqueine Team Oreca 07 - Gibson							
20	2	1:55.504	23.202	46.333	45.969	259.0	51:50.010	1.John FALB 3.Jean Baptiste SIMMENAUE 2.Carl Wattana BENNETT LMP2							
21	2	12:14.665	...	48.507	45.289	241.1	1:04:04.675	1	3	2:19.220	47.471	49.649	42.100	227.8	2:19.220
22	2	1:54.662	23.920	47.049	43.693	259.6	1:05:59.337	2	3	1:45.456	22.101	44.497	38.858	279.8	4:04.676
23	2	1:51.896	23.517	46.506	41.873	260.9	1:07:51.233	3	3	1:43.222	21.574	43.662	37.986	282.7	5:47.898
24	2	1:50.864	23.229	46.253	41.382	263.4	1:09:42.097	4	3	1:44.582	21.778	43.808	38.996	284.2	7:32.480
25	2	1:51.016	23.092	46.530	41.394	264.1	1:11:33.113	5	3	1:49.586	23.181	44.022	42.383	283.5	9:22.066
26	2	1:54.747	23.159	46.446	45.142	262.1	1:13:27.860	6	3	2:57.015	22.870	1:19.504	1:14.641	102.9	12:19.081
27	3	4:06.841	2:37.851	47.043	41.947	261.5	1:17:34.701	7	3	3:52.051	2:27.267	45.277	39.507	277.6	16:11.132
28	3	1:52.678	23.374	47.548	41.756	262.1	1:19:27.379	8	3	1:44.978	21.715	44.671	38.592	282.7	17:56.110
29	3	3:15.208	23.472	1:34.741	1:16.995	80.2	1:22:42.587	9	3	1:43.966	21.280	44.210	38.476	271.4	19:40.076
30	3	2:37.612	53.583	1:01.702	42.327	233.8	1:25:20.199	10	3	1:43.817	21.181	43.857	38.779	285.0	21:23.893
31	3	1:54.411	24.421	47.575	42.415	257.1	1:27:14.610	11	3	1:45.386	21.384	44.511	39.491	276.2	23:09.279
32	3	1:52.014	23.817	46.709	41.488	259.6	1:29:06.624	12	3	1:44.242	21.043	43.865	39.334	284.2	24:53.521
33	3	1:52.701	23.109	46.495	43.097	264.7	1:30:59.325	13	3	1:44.348	21.281	44.617	38.450	262.1	26:37.869
27 Optimum Motorsport McLaren 720S GT3								1.Mark RADCLIFFE 3.Oliver MILLROY 2.Rob BELL GT							
1	3	3:03.348	1:19.804	55.120	48.424	172.0	3:03.348	14	3	1:44.705	21.896	44.092	38.717	285.7	28:22.574
2	3	2:05.179	25.856	52.388	46.935	167.4	5:08.527	15	3	1:45.215	21.509	44.237	39.469	285.0	30:07.789
3	3	2:01.182	26.912	50.195	44.075	201.1	7:09.709	16	3	1:48.699	22.270	43.776	42.653	284.2	31:56.488
4	3	1:55.663	24.676	47.884	43.103	255.9	9:05.372	17	1	3:34.269	2:09.841	44.936	39.492	268.7	35:30.757
5	3	3:05.909	24.133	1:22.428	1:19.348	79.7	12:11.281	18	1	1:45.652	21.865	44.706	39.081	279.1	37:16.409
6	3	8:28.484	6:44.449	55.365	48.670	166.9	20:39.765	19	1	1:47.352	21.836	45.563	39.953	276.2	39:03.761
7	3	2:05.045	25.743	52.067	47.235	168.0	22:44.810	20	1	1:45.458	21.733	44.285	39.440	282.0	40:49.219
8	3	1:56.105	25.076	48.149	42.880	248.8	24:40.915	21	1	1:46.385	21.820	44.986	39.579	281.2	42:35.604
9	3	1:54.270	24.050	47.480	42.740	259.0	26:35.185	22	1	1:49.066	21.765	44.126	43.175	282.0	44:24.670
10	3	2:11.749	26.424	53.077	52.248	186.2	28:46.934	23	1	1:45.574	22.156	44.338	39.080	281.2	46:10.244
11	1	9:58.708	8:08.445	1:00.497	49.766	198.5	38:45.642	24	1	1:47.004	22.826	44.509	39.669	282.0	47:57.248
12	1	1:58.368	25.552	48.745	44.071	252.9	40:44.010	25	1	1:46.237	21.972	44.512	39.753	279.8	49:43.485
13	1	2:01.648	25.098	48.812	47.738	254.1	42:45.658	26	1	1:47.940	21.530	44.536	41.874	277.6	51:31.425
14	1	2:05.238	24.621	48.480	52.137	259.0	44:50.896	27	2	4:20.466	2:55.495	45.464	39.507	272.7	55:51.891
15	1	1:55.010	24.448	47.645	42.917	259.0	46:45.906	28	2	1:45.411	21.830	44.140	39.441	273.4	57:37.302
16	1	1:57.148	24.117	47.823	45.208	260.9	48:43.054	29	2	1:45.309	21.804	44.848	38.657	272.0	59:22.611
17	1	2:05.682	25.240	48.769	51.673	256.5	50:48.736	30	2	1:43.706	21.347	43.932	38.427	278.4	1:01:06.317
18	1	2:27.980	52.859	47.921	47.200	256.5	53:16.716	31	2	1:45.040	21.439	44.207	39.394	276.2	1:02:51.357
19	1	1:58.624	24.862	47.936	45.826	258.4	55:15.340	32	2	1:45.287	21.846	44.372	39.069	279.8	1:04:36.644
20	1	1:55.335	24.880	47.504	42.951	260.9	57:10.675	33	2	1:46.632	22.781	44.479	39.372	277.6	1:06:23.276
21	1	1:54.987	24.154	47.840	42.993	259.6	59:05.662	34	2	1:45.476	22.306	44.026	39.144	279.1	1:08:08.752
								35	2	1:46.597	22.668	44.245	39.684	276.9	1:09:55.349
								36	2	1:43.903	21.256	43.815	38.832	276.9	1:11:39.252



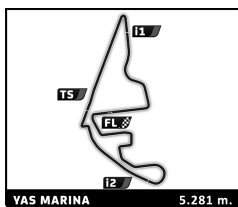


Asian Le Mans Series 4 Hours of Abu Dhabi Free Practice 2

Sector Analysis

Lap under Red Flag								Invalidated Lap		Personal Best		Session Best		B Crossing the pit lane			
Lap	D	Time	Sector 1	Sector 2	Sector 3	T. Spd	Elapsed	Lap	D	Time	Sector 1	Sector 2	Sector 3	T. Spd	Elapsed		
37	2	1:49.309	B	22.198	43.775	43.336	277.6	1:13:28.561	3	1	1:48.042	23.249	44.845	39.948	251.2	6:07.648	
38	2	2:55.925		1:32.377	44.281	39.267	282.7	1:16:24.486	4	1	1:46.776	22.274	44.412	40.090	279.8	7:54.424	
39	2	1:44.310		21.147	44.492	38.671	274.8	1:18:08.796	5	1	1:51.923	22.937	44.149	44.837	283.5	9:46.347	
40	2	1:44.396		21.441	43.838	39.117	274.1	1:19:53.192	6	1	3:49.600	B	50.757	1:35.255	1:23.588	123.4	13:35.947
41	2	3:55.525		44.363	1:54.047	1:17.115	77.7	1:23:48.717	7	1	5:48.000	4:14.745	48.180	45.075	203.4	19:23.947	
42	2	1:54.648		31.124	44.344	39.180	268.7	1:25:43.365	8	1	1:53.467	22.896	45.174	45.397	279.1	21:17.414	
43	2	1:45.654		22.383	43.973	39.298	279.8	1:27:29.019	9	1	1:54.176	24.294	45.774	44.108	280.5	23:11.590	
44	2	1:46.071		21.791	44.195	40.085	272.7	1:29:15.090	10	1	1:48.326	22.942	44.586	40.798	281.2	24:59.916	
45	2	1:45.596		22.232	44.210	39.154	279.8	1:31:00.686	11	1	1:54.789	B	22.657	44.720	47.412	280.5	26:54.705
33 Herberth Motorsport Porsche 911 GT3 R 1. Antares AU 2. Morris SCHURING 3. Laurin HEINRICH GT								12 2 3:34.107 2:09.095 45.206 39.806 274.8 30:28.812									
1 3 6:21.679 4:44.914 51.552 45.213 234.3 6:21.679								13 2 1:47.656 22.259 44.772 40.625 268.7 32:16.468									
2 3 1:56.573 25.191 48.274 43.108 252.9 8:18.252								14 2 1:46.832 21.611 43.792 41.429 285.7 34:03.300									
3 3 2:11.675 B 24.351 47.552 59.772 260.2 10:29.927								15 2 1:47.123 21.906 44.138 41.079 285.0 35:50.423									
4 3 5:48.516 4:15.000 48.617 44.899 249.4 16:18.443								16 2 1:42.975 21.378 43.663 37.934 283.5 37:33.398									
5 3 1:56.643 24.668 47.527 44.448 259.0 18:15.086								17 2 1:43.172 21.483 43.820 37.869 284.2 39:16.570									
6 3 1:58.551 B 24.682 47.396 46.473 262.1 20:13.637								18 2 1:43.549 21.132 43.991 38.426 285.0 41:00.119									
7 2 4:24.701 2:52.567 48.643 43.491 260.9 24:38.338								19 2 1:44.599 21.839 43.918 38.842 284.2 42:44.718									
8 2 1:56.261 25.092 47.706 43.463 259.6 26:34.599								20 2 1:44.021 21.835 43.770 38.416 285.0 44:28.739									
9 2 1:55.507 24.582 47.754 43.171 262.8 28:30.106								21 2 1:43.004 21.446 43.604 37.954 285.7 46:11.743									
10 2 1:55.869 24.743 47.390 43.736 260.9 30:25.975								22 2 1:46.063 21.737 44.583 39.743 272.0 47:57.806									
11 2 1:55.080 24.513 47.298 43.269 261.5 32:21.055								23 2 1:45.142 21.833 43.661 39.648 276.9 49:42.948									
12 2 1:56.567 25.694 47.788 43.085 259.0 34:17.622								24 2 1:43.373 21.106 43.478 38.789 286.5 51:26.321									
13 2 1:54.878 24.572 47.401 42.905 260.2 36:12.500								25 2 1:47.342 21.241 45.778 40.323 241.6 53:13.663									
14 2 1:55.248 24.554 47.471 43.223 260.2 38:07.748								26 2 1:49.770 B 23.206 43.822 42.742 283.5 55:03.433									
15 2 1:58.670 B 24.333 47.871 46.466 259.6 40:06.418								27 3 3:32.595 2:08.755 44.479 39.361 272.0 58:36.028									
16 2 4:20.428 2:34.157 54.932 51.339 200.0 44:26.846								28 3 1:46.687 22.193 45.172 39.322 285.0 1:00:22.715									
17 2 2:01.909 26.104 50.234 45.571 239.5 46:28.755								29 3 1:43.297 21.385 43.958 37.954 285.0 1:02:06.012									
18 2 1:54.563 24.350 47.447 42.766 258.4 48:23.318								30 3 1:44.456 21.473 43.343 39.640 285.0 1:03:50.468									
19 2 1:53.117 23.983 46.909 42.225 257.8 50:16.435								31 3 1:45.085 21.523 43.682 39.880 285.7 1:05:35.553									
20 2 1:53.145 23.859 47.006 42.280 259.6 52:09.580								32 3 1:43.878 21.700 43.689 38.489 284.2 1:07:19.431									
21 2 1:58.531 23.907 49.393 45.231 259.6 54:08.111								33 3 1:48.384 21.061 43.928 43.395 282.0 1:09:07.815									
22 2 2:00.735 B 24.517 48.597 47.621 262.1 56:08.846								34 3 1:44.762 B 21.036 43.186 40.540 285.0 1:10:52.577									
23 1 4:31.942 2:58.114 49.029 44.799 260.2 1:00:40.788								35 3 2:54.940 1:22.558 43.700 48.682 281.2 1:13:47.517									
24 1 1:56.219 24.823 47.657 43.739 259.6 1:02:37.007								36 3 1:42.341 21.098 43.424 37.819 283.5 1:15:29.858									
25 1 1:57.390 24.664 47.945 44.781 260.2 1:04:34.397								37 3 1:43.790 21.029 43.786 38.975 281.2 1:17:13.648									
26 1 1:58.402 24.962 49.146 44.294 250.6 1:06:32.799								38 3 1:44.908 21.383 44.282 39.243 274.1 1:18:58.556									
27 1 1:56.070 24.906 47.720 43.444 259.0 1:08:28.869								39 3 2:23.240 21.313 45.150 1:16.777 285.7 1:21:21.796									
28 1 1:55.434 24.570 47.573 43.291 259.0 1:10:24.303								40 3 3:30.368 53.819 1:54.798 41.751 54.2 1:24:52.164									
29 1 1:55.139 24.397 47.592 43.150 259.6 1:12:19.442								41 3 1:43.758 21.446 43.558 38.754 283.5 1:26:35.922									
30 1 1:58.764 24.456 48.865 45.443 228.3 1:14:18.206								42 3 1:43.695 21.260 43.663 38.772 285.0 1:28:19.617									
31 1 1:59.993 B 25.500 48.281 46.212 246.6 1:16:18.199								43 3 1:48.175 B 21.285 44.180 42.710 272.0 1:30:07.792									
32 2 5:00.134 B 2:52.242 50.961 1:16.931 255.3 1:21:18.333								42 Sainteloc Racing Audi R8 LMS GT3 EVO II 1. Christopher HAASE 2. Gilles MAGNUS 3. Alban VARUTTI GT									
33 2 4:05.984 2:24.269 58.175 43.540 238.4 1:25:24.317								1 1 2:47.298 1:05.980 54.181 47.137 168.5 2:47.298									
34 2 1:54.547 24.226 47.616 42.705 259.6 1:27:18.864								2 1 2:02.124 26.144 49.482 46.498 228.8 4:49.422									
35 2 1:54.254 24.174 47.343 42.737 259.0 1:29:13.118								3 1 1:58.119 25.253 49.252 43.614 246.0 6:47.541									
36 2 1:55.382 24.748 47.571 43.063 260.2 1:31:08.500								4 1 1:54.178 24.326 47.348 42.504 255.9 8:41.719									
34 Nielsen Racing Oreca 07 - Gibson 1. Blake MCDONALD 2. Patrick LIDDY 3. Matthew BELL LMP2								5 1 2:42.058 B 24.032 1:01.251 1:16.775 255.9 11:23.777									
1 1 2:26.305 47.118 53.528 45.659 189.5 2:26.305								6 3 10:07.624 8:23.737 54.063 49.824 206.1 21:31.401									
2 1 1:53.301 23.628 46.220 43.453 253.5 4:19.606								7 3 1:59.830 26.198 48.985 44.647 247.7 23:31.231									
								8 3 1:56.383 24.832 48.536 43.015 255.9 25:27.614									
								9 3 1:56.658 24.408 49.134 43.116 255.3 27:24.272									





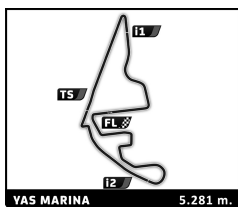
Asian Le Mans Series 4 Hours of Abu Dhabi Free Practice 2

Sector Analysis

Lap under Red Flag Invalidated Lap Personal Best Session Best Crossing the pit lane

Lap	D	Time	Sector 1	Sector 2	Sector 3	T. Spd	Elapsed	Lap	D	Time	Sector 1	Sector 2	Sector 3	T. Spd	Elapsed
10	3	1:55.717	24.407	47.881	43.429	254.7	29:19.989	23	3	1:59.896 B	24.315	47.642	47.939	259.6	57:19.567
11	3	1:57.157	25.446	47.678	44.033	256.5	31:17.146	24	3	4:30.975	2:58.411	48.654	43.910	257.1	1:01:50.542
12	3	1:55.680	24.332	48.062	43.286	255.9	33:12.826	25	3	1:56.208	24.352	48.800	43.056	259.0	1:03:46.750
13	3	1:54.656	24.295	47.606	42.755	257.1	35:07.482	26	3	1:59.350 B	24.355	47.866	47.129	260.2	1:05:46.100
14	3	1:54.617	24.291	47.696	42.630	258.4	37:02.099	27	3	8:11.696 B	6:35.600	48.515	47.581	254.7	1:13:57.796
15	3	1:54.694	24.135	47.729	42.830	255.9	38:56.793	28	2	3:21.694	1:49.203	48.697	43.794	258.4	1:17:19.490
16	3	1:55.268	24.278	47.730	43.260	255.9	40:52.061	29	2	2:11.985	24.818	1:03.402	43.765	251.7	1:19:31.475
17	3	1:55.528	24.206	47.662	43.660	257.8	42:47.589	30	2	3:20.448	24.926	1:40.281	1:15.241	81.3	1:22:51.923
18	3	2:01.477 B	24.529	47.841	49.107	259.0	44:49.066	31	2	2:33.986	52.667	57.293	44.026	240.0	1:25:25.909
19	2	3:49.665	2:12.039	48.905	48.721	256.5	48:38.731	32	2	1:55.922	24.569	47.845	43.508	259.6	1:27:21.831
20	2	1:53.785	24.132	47.441	42.212	257.8	50:32.516	33	2	1:58.207	24.283	47.789	46.135	258.4	1:29:20.038
21	2	1:53.397	23.938	47.213	42.246	258.4	52:25.913	34	2	1:55.570	24.644	47.734	43.192	259.0	1:31:15.608
22	2	2:03.365	25.982	50.338	47.045	256.5	54:29.278	44 ARC Bratislava Oreca 07 - Gibson							
23	2	1:53.338	23.829	47.235	42.274	257.8	56:22.616	1.Miro KONOPKA		3.Jonas RIED		LMP2			
24	2	1:53.662	23.911	47.235	42.516	256.5	58:16.278	2.Mathias BECHE							
25	2	1:55.016	24.184	47.557	43.275	257.1	1:00:11.294	1	1	2:28.815	53.930	50.745	44.140	196.0	2:28.815
26	2	1:57.357 B	24.164	47.563	45.630	257.8	1:02:08.651	2	1	1:53.082	23.475	47.082	42.525	270.0	4:21.897
27	1	3:42.999	2:11.718	47.967	43.314	256.5	1:05:51.650	3	1	1:53.345	23.334	47.362	42.649	267.3	6:15.242
28	1	1:54.400	24.054	47.355	42.991	256.5	1:07:46.050	4	1	1:50.091	23.171	45.140	41.780	278.4	8:05.333
29	1	1:53.853	24.052	47.425	42.376	258.4	1:09:39.903	5	1	1:59.374 B	23.346	45.058	50.970	274.8	10:04.707
30	1	1:54.193	23.853	47.366	42.974	258.4	1:11:34.096	6	1	6:18.243	4:46.902	47.202	44.139	266.0	16:22.950
31	1	1:54.031	24.005	47.164	42.862	257.8	1:13:28.127	7	1	1:50.863	23.077	45.042	42.744	270.7	18:13.813
32	1	1:53.623	23.854	47.273	42.496	259.0	1:15:21.750	8	1	1:49.226	22.580	44.702	41.944	281.2	20:03.039
33	1	1:58.391 B	25.194	47.369	45.828	257.1	1:17:20.141	9	1	1:51.279	22.861	45.431	42.987	259.0	21:54.318
34	1	7:54.511	5:56.502	1:15.326	42.683	193.2	1:25:14.652	10	1	1:48.068	22.874	44.762	40.432	279.8	23:42.386
35	1	1:53.967	23.865	47.897	42.205	258.4	1:27:08.619	11	1	1:48.163	22.900	44.896	40.367	280.5	25:30.549
36	1	1:53.495	23.891	47.136	42.468	259.0	1:29:02.114	12	1	1:49.555	22.827	44.993	41.735	272.0	27:20.104
37	1	1:56.035	23.856	47.429	44.750	259.0	1:30:58.149	13	1	1:51.505	23.929	45.896	41.680	269.3	29:11.609
43 Sainteloc Racing Audi R8 LMS GT3 EVO II															
1.Dennis MARSCHALL			3.Florian SCHOLZE			GT									
2.Paul EVRARD															
1	1	3:28.044	1:23.457	1:10.339	54.248	150.0	3:28.044	14	1	1:47.535	22.570	44.454	40.511	280.5	30:59.144
2	1	2:23.181	31.688	1:01.890	49.603	131.2	5:51.225	15	1	1:54.145 B	22.193	44.663	47.289	281.2	32:53.289
3	1	2:21.730	30.885	1:02.329	48.516	186.9	8:12.955	16	1	3:31.748	2:01.836	48.496	41.416	241.6	36:25.037
4	1	2:42.183 B	26.142	1:02.431	1:13.610	113.9	10:55.138	17	1	1:49.124	22.887	45.137	41.100	278.4	38:14.161
5	1	7:46.317	6:10.781	51.564	43.972	211.4	18:41.455	18	1	1:49.272	22.747	44.824	41.701	280.5	40:03.433
6	1	1:57.015	25.124	48.024	43.867	257.8	20:38.470	19	1	1:56.556	23.903	46.010	46.643	276.9	41:59.989
7	1	1:56.947	24.233	47.463	45.251	259.6	22:35.417	20	1	1:48.901	23.008	44.823	41.070	279.8	43:48.890
8	1	1:53.907	24.031	47.205	42.671	259.6	24:29.324	21	1	1:50.915	23.259	45.442	42.214	274.8	45:39.805
9	1	1:58.936 B	24.334	47.822	46.780	257.8	26:28.260	22	1	1:49.935	22.530	44.721	42.684	282.0	47:29.740
10	3	3:51.999	2:15.659	51.442	44.898	237.4	30:20.259	23	1	1:55.216	24.104	47.604	43.508	248.3	49:24.956
11	3	1:57.418	24.910	47.770	44.738	258.4	32:17.677	24	1	1:48.639	22.423	45.143	41.073	279.8	51:13.595
12	3	1:57.059	24.616	48.228	44.215	258.4	34:14.736	25	1	1:48.924	22.518	45.109	41.297	276.9	53:02.519
13	3	1:56.755	25.003	47.939	43.813	259.6	36:11.491	26	1	1:47.238	22.531	44.808	39.899	279.8	54:49.757
14	3	2:05.106 B	24.897	48.015	52.194	259.0	38:16.597	27	1	1:47.136	22.197	45.002	39.937	281.2	56:36.893
15	3	3:22.353	1:38.644	57.516	46.193	193.9	41:38.950	28	1	1:46.761	22.259	44.839	39.663	279.1	58:23.654
16	3	1:57.854	25.428	48.756	43.670	260.2	43:36.804	29	1	1:54.108 B	22.533	44.524	47.051	282.0	1:00:17.762
17	3	1:55.307	24.698	47.474	43.135	259.6	45:32.111	30	1	3:32.476	2:03.032	45.615	43.829	267.3	1:03:50.238
18	3	1:56.798	25.332	48.267	43.199	258.4	47:28.909	31	1	1:49.380	23.042	45.273	41.065	264.1	1:05:39.618
19	3	1:58.139	24.691	48.073	45.375	259.6	49:27.048	32	1	1:50.139	22.784	45.645	41.710	279.1	1:07:29.757
20	3	1:55.929	24.348	48.055	43.526	258.4	51:22.977	33	1	1:49.025	23.008	45.299	40.718	278.4	1:09:18.782
21	3	2:01.044	24.151	47.860	49.033	259.6	53:24.021	34	1	1:50.172	22.537	46.462	41.173	280.5	1:11:08.954
22	3	1:55.650	24.208	48.143	43.299	257.8	55:19.671	35	1	1:51.801	23.116	47.689	40.996	264.7	1:13:00.755
							36.1 1:52.673 22.894 46.907 42.872 278.4 1:14:53.428								
							37.1 1:47.713 22.704 44.738 40.271 279.1 1:16:41.141								
							38.1 1:48.562 22.998 44.896 40.668 279.8 1:18:29.703								



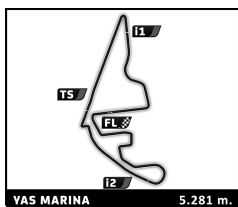


Asian Le Mans Series 4 Hours of Abu Dhabi Free Practice 2

Sector Analysis

Lap under Red Flag								Invalidated Lap		Personal Best		Session Best		B Crossing the pit lane			
Lap	D	Time	Sector 1	Sector 2	Sector 3	T. Spd	Elapsed	Lap	D	Time	Sector 1	Sector 2	Sector 3	T. Spd	Elapsed		
39	1	2:08.832	B	22.585	45.219	1:01.028	280.5	1:20:38.535	1	2	4:44.372	2:56.952	55.742	51.678	189.1	4:44.372	
40	1	4:57.704	B	3:22.168	49.134	46.402	262.8	1:25:36.239	2	2	2:09.250	27.742	52.233	49.275	219.5	6:53.622	
41	1	4:27.848		2:59.574	46.280	41.994	272.7	1:30:04.087	3	2	2:02.343	26.703	49.591	46.049	240.5	8:55.965	
47 COOL Racing 1.Alexandre COIGNY 2.Vladislav LOMKO 3.Lorenzo FLUXA Oreca 07 - Gibson LMP2								4	2	2:49.150	B	24.938	1:04.719	1:19.493	196.4	11:45.115	
1	1	2:21.025		44.884	49.832	46.309	220.4	2:21.025	5	2	5:32.172	3:50.942	53.379	47.851	192.5	17:17.287	
2	1	1:53.906		23.635	46.369	43.902	271.4	4:14.931	6	2	1:59.996	25.064	49.651	45.281	234.8	19:17.283	
3	1	1:45.800		22.524	44.234	39.042	279.1	6:00.731	7	2	2:00.020	24.959	49.156	45.905	247.1	21:17.303	
4	1	1:45.022		21.583	44.102	39.337	279.8	7:45.753	8	2	2:05.140	25.959	50.601	48.580	223.6	23:22.443	
5	1	1:54.418		22.664	46.304	45.450	281.2	9:40.171	9	2	1:58.438	24.751	48.538	45.149	258.4	25:20.881	
6	1	3:54.359	B	51.878	1:39.315	1:23.166	124.0	13:34.530	10	2	1:58.744	25.223	48.142	45.379	258.4	27:19.625	
7	3	4:51.155		3:24.323	46.416	40.416	235.8	18:25.685	11	2	2:04.222	25.946	50.547	47.729	256.5	29:23.847	
8	3	1:53.554	B	22.508	44.261	46.785	279.8	20:19.239	12	2	1:58.279	25.143	48.567	44.569	257.8	31:22.126	
9	3	3:32.325		2:08.455	44.665	39.205	282.0	23:51.564	13	2	1:57.667	24.582	48.597	44.488	258.4	33:19.793	
10	3	1:43.618		21.511	44.215	37.892	282.0	25:35.182	14	2	1:57.052	24.546	48.158	44.348	258.4	35:16.845	
11	3	1:44.540		21.038	43.918	39.584	284.2	27:19.722	15	2	1:56.566	24.802	47.840	43.924	259.0	37:13.411	
12	3	1:42.997		21.086	44.126	37.785	281.2	29:02.719	16	2	1:57.708	24.297	48.264	45.147	262.1	39:11.119	
13	3	1:43.304		20.988	43.756	38.560	282.7	30:46.023	17	2	1:57.272	24.366	47.913	44.993	260.9	41:08.391	
14	3	1:45.378		20.968	45.059	39.351	282.7	32:31.401	18	2	2:02.579	B	24.160	47.823	50.596	257.8	43:10.970
15	3	1:46.334		22.975	44.066	39.293	282.0	34:17.735	19	1	4:28.028	B	2:49.479	49.052	49.497	246.0	47:38.998
16	3	1:43.390		21.432	43.659	38.299	282.0	36:01.125	20	1	3:41.869	2:10.411	49.580	41.878	244.3	51:20.867	
17	3	1:48.076		21.579	45.646	40.851	255.9	37:49.201	21	1	1:53.842	23.795	46.969	43.078	257.1	53:14.709	
18	3	1:44.060		21.679	43.709	38.672	281.2	39:33.261	22	1	1:51.972	23.669	47.322	40.981	257.8	55:06.681	
19	3	1:42.070		21.104	43.454	37.512	281.2	41:15.331	23	1	1:50.714	23.161	46.685	40.868	259.6	56:57.395	
20	3	1:42.186		20.939	43.578	37.669	276.9	42:57.517	24	1	1:50.740	23.103	46.650	40.987	258.4	58:48.135	
21	3	1:46.345		20.900	43.512	41.933	283.5	44:43.862	25	1	1:51.339	23.076	46.544	41.719	260.9	1:00:39.474	
22	3	1:46.668	B	21.040	43.611	42.017	283.5	46:30.530	26	1	1:55.460	23.226	46.588	45.646	258.4	1:02:34.934	
23	2	3:34.923		2:09.605	45.114	40.204	268.7	50:05.453	27	1	1:51.652	23.078	46.569	42.005	260.2	1:04:26.586	
24	2	1:49.838	B	22.689	44.376	42.773	279.1	51:55.291	28	1	1:56.597	23.079	46.828	46.690	259.6	1:06:23.183	
25	2	3:33.487		2:07.891	45.544	40.052	257.8	55:28.778	29	1	2:00.000	25.757	50.536	43.707	246.6	1:08:23.183	
26	2	1:44.576		21.483	44.032	39.061	281.2	57:13.354	30	1	1:51.248	23.364	46.641	41.243	259.0	1:10:14.431	
27	2	1:44.560		21.422	43.816	39.322	282.7	58:57.914	31	1	1:51.828	23.135	46.677	42.016	261.5	1:12:06.259	
28	2	1:44.817		22.581	44.105	38.131	280.5	1:00:42.731	32	1	1:52.737	23.920	47.375	41.442	256.5	1:13:58.996	
29	2	1:44.111		21.823	44.303	37.985	272.0	1:02:26.842	33	1	1:51.006	23.161	46.655	41.190	258.4	1:15:50.002	
30	2	1:44.448		21.107	43.946	39.395	282.7	1:04:11.290	34	1	1:51.075	23.104	46.815	41.156	261.5	1:17:41.077	
31	2	1:47.023		22.028	44.435	40.560	272.7	1:05:58.313	35	1	1:50.826	23.219	46.467	41.140	260.2	1:19:31.903	
32	2	1:44.315		21.505	43.767	39.043	284.2	1:07:42.628	36	1	3:24.678	B	25.471	1:41.451	1:17.756	79.9	1:22:56.581
33	2	1:43.670		21.101	43.683	38.886	282.7	1:09:26.298	37	1	3:40.516	2:10.293	47.870	42.353	254.7	1:26:37.097	
34	2	1:44.919		22.094	43.885	38.940	282.7	1:11:11.217	38	1	1:50.752	23.232	46.526	40.994	257.8	1:28:27.849	
35	2	1:44.459		21.241	44.226	38.992	280.5	1:12:55.676	39	1	1:51.152	23.115	46.394	41.643	259.0	1:30:19.001	
36	2	1:43.235		21.286	43.749	38.200	282.7	1:14:38.911	65 Viper Niza Racing 1.Douglas KHOO 2.Dominic ANG Ligier JS P320 - Nissan LMP3								
37	2	1:44.351		21.133	43.804	39.414	282.7	1:16:23.262	1	2	3:21.164	B	1:37.687	52.266	51.211	175.0	3:21.164
38	2	1:44.204		21.164	43.882	39.158	284.2	1:18:07.466	2	2	3:46.331	2:14.075	48.461	43.795	233.3	7:07.495	
39	2	1:45.369		22.057	43.790	39.522	282.7	1:19:52.835	3	2	1:54.158	23.764	47.051	43.343	253.5	9:01.653	
40	2	3:48.183		43.916	1:45.841	1:18.426	80.8	1:23:41.018	4	2	3:02.514	B	24.449	1:20.083	1:17.982	78.3	12:04.167
41	2	1:59.289		34.805	45.390	39.094	260.2	1:25:40.307	5	2	4:19.732	2:48.674	47.792	43.266	252.3	16:23.899	
42	2	1:43.286		21.259	43.573	38.454	284.2	1:27:23.593	6	2	1:52.434	23.604	46.713	42.117	261.5	18:16.333	
43	2	1:44.567		22.318	43.977	38.272	283.5	1:29:08.160	7	2	1:55.063	23.589	47.518	43.956	244.3	20:11.396	
44	2	1:47.451		21.563	43.763	42.125	285.0	1:30:55.611	8	2	1:52.504	23.687	47.295	41.522	264.1	22:03.900	
58 GG Classic Cars 1.Fraser ROSS 2.George NAKAS Ligier JS P320 - Nissan LMP3								9	2	1:52.043	23.206	46.650	42.187	260.9	23:55.943		
								10	2	1:57.464	24.022	47.463	45.979	259.6	25:53.407		
								11	2	1:52.158	23.425	46.456	42.277	264.1	27:45.565		





Asian Le Mans Series 4 Hours of Abu Dhabi Free Practice 2

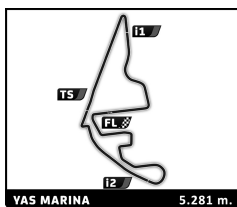
Sector Analysis

VAS MARINA 5.281 m.

Lap under Red Flag Invalidated Lap Personal Best Session Best Crossing the pit lane

Lap	D	Time	Sector 1	Sector 2	Sector 3	T. Spd	Elapsed	Lap	D	Time	Sector 1	Sector 2	Sector 3	T. Spd	Elapsed		
12	2	1:57.050	B	23.071	46.582	47.397	265.4	29:42.615	22	2	1:55.999	23.951	47.206	44.842	259.6	49:22.609	
13	1	4:32.032		2:26.945	1:05.150	59.937	169.3	34:14.647	23	2	1:55.727	23.981	48.983	42.763	261.5	51:18.336	
14	1	2:20.526		32.180	59.023	49.323	251.7	36:35.173	24	2	1:54.415	24.174	47.375	42.866	260.2	53:12.751	
15	1	2:06.313		26.787	51.811	47.715	208.9	38:41.486	25	2	1:59.273	B	25.562	48.480	45.231	259.6	55:12.024
16	1	2:01.917		25.830	49.139	46.948	260.9	40:43.403	26	3	4:17.234	B	2:31.716	49.826	55.692	253.5	59:29.258
17	1	1:59.788		25.102	48.806	45.880	259.6	42:43.191	27	3	4:39.435		3:05.359	48.364	45.712	257.1	1:04:08.693
18	1	2:00.618		26.128	48.649	45.841	261.5	44:43.809	28	3	2:00.544		25.628	48.119	46.797	259.6	1:06:09.237
19	1	1:59.905		24.867	48.405	46.633	261.5	46:43.714	29	3	1:57.515		24.985	48.351	44.179	259.0	1:08:06.752
20	1	1:59.153		24.944	48.555	45.654	262.1	48:42.867	30	3	2:01.193		24.665	49.924	46.604	260.2	1:10:07.945
21	1	1:59.220		25.019	48.714	45.487	261.5	50:42.087	31	3	2:08.498		31.752	51.302	45.444	234.3	1:12:16.443
22	1	2:02.527		24.955	48.867	48.705	263.4	52:44.614	32	3	2:08.180	B	25.887	49.009	53.284	257.1	1:14:24.623
23	1	2:06.894	B	26.522	49.145	51.227	260.9	54:51.508	33	3	4:42.701	B	3:05.232	48.684	48.785	258.4	1:19:07.324
24	2	3:46.113		2:14.176	48.286	43.651	242.7	58:37.621	34	1	5:14.239		2:28.714	1:43.353	1:02.172	81.6	1:24:21.563
25	2	1:51.996		23.600	46.685	41.711	260.9	1:00:29.617	35	1	1:56.804		25.109	47.920	43.775	250.6	1:26:18.367
26	2	1:51.919		23.706	46.694	41.519	260.2	1:02:21.536	36	1	1:54.160		24.123	47.239	42.798	262.1	1:28:12.527
27	2	1:51.772		23.235	46.741	41.796	261.5	1:04:13.308	37	1	1:54.891		23.955	47.357	43.579	260.9	1:30:07.418
28	2	1:52.921		23.229	47.204	42.488	264.1	1:06:06.229	69 Optimum Motorsport McLaren 720S GT3								
29	2	1:51.047		23.200	46.478	41.369	262.8	1:07:57.276	1.Sam DE HAAN 3.Tom GAMBLE GT								
30	2	1:51.296		23.372	46.727	41.197	264.1	1:09:48.572	2.James COTTINGHAM								
31	2	1:50.493		23.077	46.234	41.182	264.1	1:11:39.065	1	2	2:58.741	1:16.754	52.973	49.014	208.5	2:58.741	
32	2	1:51.387		23.636	46.786	40.965	262.8	1:13:30.452	2	2	2:03.272	26.629	50.023	46.620	247.1	5:02.013	
33	2	1:51.536		23.462	46.597	41.477	265.4	1:15:21.988	3	2	1:59.535	25.521	48.162	45.852	255.3	7:01.548	
34	2	1:51.530		23.451	46.667	41.412	262.8	1:17:13.518	4	2	2:02.101	24.573	48.125	49.403	251.2	9:03.649	
35	2	1:52.106		23.363	46.334	42.409	264.7	1:19:05.624	5	2	3:07.014	B	24.432	1:23.544	1:19.038	79.4	12:10.663
36	2	2:48.114		23.996	1:07.488	1:16.630	265.4	1:21:53.738	6	2	4:19.255	2:46.398	48.720	44.137	251.7	16:29.918	
37	2	3:02.385		53.493	1:27.113	41.779	80.3	1:24:56.123	7	2	1:56.667	24.359	48.260	44.048	258.4	18:26.585	
38	2	1:50.437		23.065	46.383	40.989	261.5	1:26:46.560	8	2	1:54.865	24.176	47.738	42.951	258.4	20:21.450	
39	2	1:50.483		22.986	46.577	40.920	262.1	1:28:37.043	9	2	1:54.595	24.037	47.678	42.880	257.8	22:16.045	
40	2	1:50.634		23.018	46.404	41.212	262.8	1:30:27.677	10	2	1:54.114	24.124	47.403	42.587	256.5	24:10.159	
66 Attempto Racing Audi R8 LMS GT3 EVO II								3.Andrey MUKOVOZ GT									
1.Dylan PEREIRA								2.Alex AKA									
1	3	3:11.046		1:19.451	57.244	54.351	161.7	3:11.046	11	2	1:59.217	B	24.349	47.753	47.115	257.1	26:09.376
2	3	2:03.749		27.583	50.505	45.661	244.9	5:14.795	12	1	3:43.054	2:11.058	48.554	43.442	256.5	29:52.430	
3	3	1:59.111		25.623	48.508	44.980	258.4	7:13.906	13	1	1:54.523	24.245	47.566	42.712	259.0	31:46.953	
4	3	2:00.781		24.779	47.908	48.094	260.2	9:14.687	14	1	1:53.983	24.251	47.476	42.256	258.4	33:40.936	
5	3	3:03.150	B	24.847	1:24.034	1:14.269	81.4	12:17.837	15	1	1:54.935	24.046	48.231	42.658	259.0	35:35.871	
6	3	4:22.203		2:44.088	48.633	49.482	255.3	16:40.040	16	1	1:53.793	23.971	47.374	42.448	257.1	37:29.664	
7	3	1:58.984		25.411	49.034	44.539	254.7	18:39.024	17	1	2:07.194	B	25.228	50.182	51.784	240.5	39:36.858
8	3	1:56.847		24.949	47.866	44.032	260.2	20:35.871	18	3	24:05.293		...	49.239	43.184	249.4	1:03:42.151
9	3	2:04.920		24.956	48.002	51.962	259.6	22:40.791	19	3	1:58.863	24.274	47.755	46.834	258.4	1:05:41.014	
10	3	1:55.766		24.644	47.737	43.385	261.5	24:36.557	20	3	1:54.146	24.228	47.585	42.333	259.6	1:07:35.160	
11	3	1:57.490		24.764	47.658	45.068	260.9	26:34.047	21	3	1:53.700	23.800	47.415	42.485	259.6	1:09:28.860	
12	3	1:55.550		24.680	47.646	43.224	261.5	28:29.597	22	3	1:53.479	23.894	47.314	42.271	260.2	1:11:22.339	
13	3	1:55.094		24.330	47.276	43.488	260.9	30:24.691	23	3	1:57.552	B	23.956	47.628	45.968	259.6	1:13:19.891
14	3	1:55.061		24.373	47.383	43.305	260.9	32:19.752	24	3	4:56.843	3:24.022	50.021	42.800	217.3	1:18:16.734	
15	3	2:05.662	B	27.150	48.453	50.059	259.6	34:25.414	25	3	2:01.466	24.321	47.562	49.583	259.0	1:20:18.200	
16	2	3:26.236		1:54.130	47.939	44.167	256.5	37:51.650	26	3	3:51.786	53.606	1:45.529	1:12.651	79.4	1:24:09.986	
17	2	1:54.346		24.073	47.445	42.828	259.0	39:45.996	27	3	1:55.477	24.662	47.882	42.933	258.4	1:26:05.463	
18	2	1:54.315		24.140	47.616	42.559	259.6	41:40.311	28	3	1:55.778	24.063	47.732	43.983	259.0	1:28:01.241	
19	2	1:54.739		24.378	47.698	42.663	260.9	43:35.050	29	3	1:54.290	24.042	47.743	42.505	259.0	1:29:55.531	
20	2	1:53.605		23.943	47.258	42.404	260.2	45:28.655	30	3	1:53.258	23.856	47.237	42.165	259.0	1:31:48.789	
21	2	1:57.955		24.024	48.284	45.647	261.5	47:26.610	75 Team Motopark Mercedes-AMG GT3 EVO								
1.Lukas DUNNER								3.Morten STROMSTEDT GT									
2.Heiko NEUMANN								1	1	7:29.523	5:43.019	55.955	50.549	202.6	7:29.523		



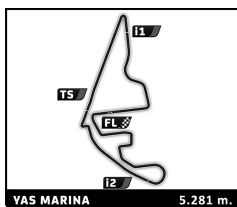


Asian Le Mans Series 4 Hours of Abu Dhabi Free Practice 2

Sector Analysis

Lap under Red Flag								Invalidated Lap		Personal Best		Session Best		B Crossing the pit lane	
Lap	D	Time	Sector 1	Sector 2	Sector 3	T. Spd	Elapsed	Lap	D	Time	Sector 1	Sector 2	Sector 3	T. Spd	Elapsed
2	1	2:08.519	28.975	51.270	48.274	209.7	9:38.042	17	2	2:07.791 B	23.797	49.704	54.290	206.1	48:32.239
3	1	3:52.499 B	43.638	1:47.964	1:20.897	77.9	13:30.541	82 AF Corse 1.Charles-Henri SAMANI 3.Kei COZZOLINO Ferrari 296 GT3 2.Emmanuel COLLARD GT							
4	1	3:11.393	1:36.381	49.929	45.083	242.2	16:41.934	1	3	3:08.176	1:14.251	1:03.242	50.683	161.4	3:08.176
5	1	1:53.858	24.133	47.596	42.129	256.5	18:35.792	2	3	2:09.193	26.989	54.775	47.429	154.3	5:17.369
6	1	1:56.918	23.627	47.608	45.683	262.1	20:32.710	3	3	2:04.140 B	25.899	50.257	47.984	199.6	7:21.509
7	1	1:52.999	23.664	47.158	42.177	260.9	22:25.709	4	3	4:54.116 B	2:12.989	1:20.246	1:20.881	79.8	12:15.625
8	1	1:55.065	23.573	47.650	43.842	260.9	24:20.774	5	3	4:18.443	2:43.239	49.926	45.278	209.3	16:34.068
9	1	1:58.300 B	24.434	48.081	45.785	257.8	26:19.074	6	3	1:58.929	25.326	49.047	44.556	243.2	18:32.997
10	3	3:46.731	2:13.356	48.999	44.376	253.5	30:05.805	7	3	1:57.339	24.496	49.362	43.481	258.4	20:30.336
11	3	1:57.630	25.436	48.041	44.153	259.6	32:03.435	8	3	1:57.368 B	24.193	47.526	45.649	259.6	22:27.704
12	3	2:00.132	24.806	47.907	47.419	259.0	34:03.567	9	1	3:25.444	1:41.182	52.472	51.790	235.8	25:53.148
13	3	1:57.447	24.960	48.480	44.007	261.5	36:01.014	10	1	2:03.866	27.801	50.048	46.017	258.4	27:57.014
14	3	1:58.354	24.623	48.919	44.812	261.5	37:59.368	11	1	1:58.957	24.962	48.146	45.849	258.4	29:55.971
15	3	1:56.125	24.796	47.714	43.615	261.5	39:55.493	12	1	1:58.269	25.128	48.051	45.090	259.6	31:54.240
16	3	1:55.698	24.463	47.761	43.474	259.6	41:51.191	13	1	1:58.551	25.174	48.745	44.632	260.9	33:52.791
17	3	1:56.439	24.360	47.885	44.194	259.6	43:47.630	14	1	1:57.717	24.914	47.999	44.804	259.6	35:50.508
18	3	2:00.058 B	24.458	47.999	47.601	260.9	45:47.688	15	1	1:56.865	24.882	47.889	44.094	260.2	37:47.373
19	1	8:57.856	7:23.630	50.284	43.942	194.2	54:45.544	16	1	1:56.028	24.804	47.567	43.657	260.2	39:43.401
20	1	1:54.470	24.388	47.390	42.692	259.0	56:40.014	17	1	1:56.150	24.779	47.790	43.581	259.6	41:39.551
21	1	1:55.444	25.105	47.767	42.572	260.2	58:35.458	18	1	2:03.307 B	25.567	48.433	49.307	261.5	43:42.858
22	1	1:53.767	24.360	47.180	42.227	260.2	1:00:29.225	19	3	3:40.574	2:09.591	48.034	42.949	258.4	47:23.432
23	1	1:54.192	23.837	47.710	42.645	259.0	1:02:23.417	20	3	1:53.465	23.940	47.143	42.382	260.2	49:16.897
24	1	1:53.694	23.666	47.651	42.377	262.1	1:04:17.111	21	3	1:53.464	23.824	47.556	42.084	260.2	51:10.361
25	1	1:53.368	23.822	47.181	42.365	260.2	1:06:10.479	22	3	1:53.347	23.764	47.172	42.411	260.2	53:03.708
26	1	1:53.742	23.858	47.365	42.519	259.0	1:08:04.221	23	3	1:52.946	23.887	47.059	42.000	260.2	54:56.654
27	1	1:57.663 B	23.584	47.111	46.968	259.0	1:10:01.884	24	3	1:53.290	23.961	47.179	42.150	261.5	56:49.944
28	3	4:18.573	2:43.357	49.167	46.049	260.2	1:14:20.457	25	3	1:56.827 B	23.891	47.524	45.412	261.5	58:46.771
29	3	1:56.865	24.880	47.836	44.149	261.5	1:16:17.322	26	3	4:48.953 B	3:15.839	47.622	45.492	257.1	1:03:35.724
30	3	1:57.483	24.719	48.763	44.001	249.4	1:18:14.805	27	2	3:13.172	1:41.487	47.650	44.035	258.4	1:06:48.896
31	3	2:06.962	25.036	48.552	53.374	258.4	1:20:21.767	28	2	1:54.039	24.158	47.351	42.530	258.4	1:08:42.935
32	3	3:51.691	53.322	1:45.196	1:13.173	80.3	1:24:13.458	29	2	1:54.016	24.059	47.376	42.581	259.6	1:10:36.951
33	3	1:58.768	26.127	48.338	44.303	257.8	1:26:12.226	30	2	1:55.055	24.074	48.007	42.974	260.2	1:12:32.006
34	3	2:00.632	25.618	49.496	45.518	234.3	1:28:12.858	31	2	1:53.820	24.007	47.069	42.744	259.6	1:14:25.826
35	3	1:57.594	25.296	47.950	44.348	259.0	1:30:10.452	32	2	1:57.285 B	24.024	47.449	45.812	262.8	1:16:23.111
77 D'Station Racing 1.Satoshi HOSHINO 3.Casper STEVENSON GT 2.Tomonobu FUJII								Aston Martin Vantage AMR GT3							
1	1	3:36.610	1:58.290	51.360	46.960	249.4	3:36.610	33	1	4:11.200	2:19.326	49.990	1:01.884	259.0	1:20:34.311
2	1	2:02.900	26.375	48.856	47.669	260.2	5:39.510	34	1	3:45.892	53.604	1:46.416	1:05.872	79.7	1:24:20.203
3	1	2:00.059	25.487	48.231	46.341	255.9	7:39.569	35	1	2:01.316	25.707	48.324	47.285	257.1	1:26:21.519
4	1	2:07.312 B	25.564	48.330	53.418	256.5	9:46.881	36	1	1:58.845	25.336	48.542	44.967	258.4	1:28:20.364
5	3	7:45.906	6:06.740	52.520	46.646	229.8	17:32.787	37	1	1:59.250	24.957	48.448	45.845	257.8	1:30:19.614
6	3	2:02.372	25.118	49.213	48.041	248.3	19:35.159	83 AF Corse 1.François PERRODO 3.Alessio ROVERA Oreca 07 - Gibson 2.Matthieu VAXIVIERE LMP2							
7	3	2:02.025 B	24.532	48.298	49.195	258.4	21:37.184	1	3	2:38.807 B	1:02.289	49.820	46.698	204.5	2:38.807
8	3	7:21.551	5:50.261	48.426	42.864	254.1	28:58.735	2	3	3:38.035	2:09.525	47.302	41.208	220.4	6:16.842
9	3	2:02.560	24.040	49.092	49.428	260.9	31:01.295	3	3	1:48.660	22.641	45.149	40.870	264.7	8:05.502
10	3	1:53.313	23.874	47.078	42.361	260.2	32:54.608	4	3	1:51.334 B	22.059	43.796	45.479	281.2	9:56.836
11	3	1:52.924	23.766	47.095	42.063	259.6	34:47.532	5	3	6:12.367	4:47.662	45.328	39.377	260.9	16:09.203
12	3	1:52.989	24.058	46.809	42.122	260.9	36:40.521	6	3	1:46.460	21.522	44.130	40.808	279.8	17:55.663
13	3	2:03.672 B	25.290	48.143	50.239	260.9	38:44.193	7	3	1:43.681	21.477	44.133	38.071	282.0	19:39.344
14	2	3:51.279	2:12.814	54.256	44.209	244.9	42:35.472	8	3	1:43.234	21.043	43.583	38.608	282.0	21:22.578
15	2	1:54.763	24.172	47.269	43.322	257.1	44:30.235	9	3	1:48.917 B	21.557	44.328	43.032	280.5	23:11.495
16	2	1:54.213	23.929	47.339	42.945	255.3	46:24.448								





Asian Le Mans Series 4 Hours of Abu Dhabi Free Practice 2

Sector Analysis

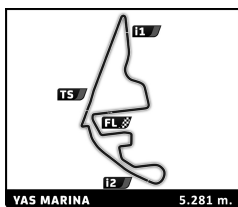
Lap under Red Flag Invalidated Lap Personal Best Session Best Crossing the pit lane

Lap	D	Time	Sector 1	Sector 2	Sector 3	T. Spd	Elapsed	Lap	D	Time	Sector 1	Sector 2	Sector 3	T. Spd	Elapsed
10	1	6:06.579	4:33.829	49.247	43.503	236.3	29:18.074	22	2	1:58.457	25.484	48.217	44.756	257.1	53:34.686
11	1	1:51.730	22.756	45.686	43.288	272.0	31:09.804	23	2	2:01.794	25.597	49.192	47.005	236.3	55:36.480
12	1	1:49.931	21.883	44.373	43.675	278.4	32:59.735	24	2	2:06.114	25.543	49.473	51.098	225.0	57:42.594
13	1	1:57.077	21.931	44.619	50.527	280.5	34:56.812	25	3	3:44.937	2:14.175	47.954	42.808	257.8	1:01:27.531
14	1	1:44.524	21.546	44.065	38.913	282.0	36:41.336	26	3	1:53.440	24.023	47.287	42.130	257.8	1:03:20.971
15	1	1:48.055	22.925	45.345	39.785	270.7	38:29.391	27	3	1:53.220	24.044	46.945	42.231	258.4	1:05:14.191
16	1	1:49.547	22.062	44.607	42.878	275.5	40:18.938	28	3	1:53.233	23.918	47.125	42.190	257.8	1:07:07.424
17	1	1:50.820	21.608	44.179	45.033	283.5	42:09.758	29	3	1:52.842	23.789	47.106	41.947	259.0	1:09:00.266
18	1	5:22.531	3:54.731	46.281	41.519	276.2	47:32.289	30	3	1:56.566	23.676	47.140	45.750	259.6	1:10:56.832
19	1	1:48.902	22.540	45.056	41.306	275.5	49:21.191	31	1	4:03.561	2:26.487	51.268	45.806	221.8	1:15:00.393
20	1	1:46.937	21.596	44.860	40.481	277.6	51:08.128	32	1	1:58.727	25.345	48.376	45.006	257.1	1:16:59.120
21	1	1:44.889	21.575	44.363	38.951	281.2	52:53.017	33	1	2:00.120	25.699	48.927	45.494	255.3	1:18:59.240
22	1	1:50.215	21.611	44.811	43.793	284.2	54:43.232	34	1	2:53.084	25.457	1:10.853	1:16.774	232.8	1:21:52.324
23	1	1:44.933	21.372	44.242	39.319	281.2	56:28.165	35	1	3:08.476	53.838	1:28.658	45.980	79.4	1:25:00.800
24	1	1:47.460	21.527	44.128	41.805	282.7	58:15.625	36	1	1:58.163	25.473	48.265	44.425	257.8	1:26:58.963
25	2	4:05.332	2:35.236	45.915	44.181	260.9	1:02:20.957	37	1	1:57.988	25.212	48.350	44.426	257.8	1:28:56.951
26	2	3:36.767	2:11.428	45.258	40.081	276.2	1:05:57.724	38	1	2:00.288	25.552	48.402	46.334	257.1	1:30:57.239
27	2	1:42.714	21.240	43.607	37.867	282.0	1:07:40.438								
28	2	1:44.696	20.826	44.515	39.355	267.3	1:09:25.134								
29	2	1:43.961	21.219	43.750	38.992	282.7	1:11:09.095								
30	2	1:46.035	22.061	44.488	39.486	279.1	1:12:55.130								
31	2	1:41.699	20.900	43.395	37.404	281.2	1:14:36.829								
32	2	1:49.000	22.186	44.239	42.575	276.9	1:16:25.829								
33	2	3:44.280	2:15.207	45.165	43.908	270.7	1:20:10.109								
34	2	3:53.042	53.301	1:44.560	1:15.181	80.5	1:24:03.151								
35	2	1:46.876	22.724	44.639	39.513	272.7	1:25:50.027								
36	2	1:47.396	23.191	44.547	39.658	275.5	1:27:37.423								
37	2	1:46.721	21.774	44.229	40.718	277.6	1:29:24.144								
38	2	1:42.578	21.085	43.753	37.740	281.2	1:31:06.722								

Driver	Car	GR	GR	GR	GR	GR	GR
86	GR Racing	1. Michael WAINWRIGHT	3. Riccardo PERA	Ferrari 296 GT3			
		2. Benjamin BARKER		GT			
1	1	3:36.310	1:51.725	53.137	51.448	229.3	3:36.310
2	1	2:07.595	27.222	49.816	50.557	251.7	5:43.905
3	1	2:01.841	25.970	49.459	46.412	250.6	7:45.746
4	1	2:02.419	25.649	48.711	48.059	256.5	9:48.165
5	1	3:50.526	49.816	1:36.049	1:24.661	107.2	13:38.691
6	1	3:16.578	1:41.783	49.552	45.243	249.4	16:55.269
7	1	1:59.002	25.862	48.804	44.336	257.1	18:54.271
8	1	1:58.016	25.356	48.176	44.484	260.9	20:52.287
9	1	1:57.256	24.942	48.377	43.937	260.2	22:49.543
10	1	1:57.120	24.881	48.111	44.128	257.8	24:46.663
11	1	1:56.618	24.841	47.895	43.882	260.9	26:43.281
12	1	1:57.484	24.719	47.949	44.816	260.9	28:40.765
13	1	1:56.739	24.853	47.808	44.078	261.5	30:37.504
14	1	1:56.054	24.554	47.636	43.864	257.1	32:33.558
15	1	2:02.530	24.719	47.708	50.103	262.8	34:36.088
16	3	3:43.121	2:12.920	47.596	42.605	259.0	38:19.209
17	3	1:53.716	24.183	47.476	42.057	259.6	40:12.925
18	3	1:53.263	23.850	47.022	42.391	259.0	42:06.188
19	3	1:52.935	23.815	46.996	42.124	261.5	43:59.123
20	3	1:53.862	23.827	47.323	42.712	262.1	45:52.985
21	3	1:52.803	23.826	46.869	42.108	259.0	47:45.788
22	3	1:52.771	23.695	47.018	42.058	259.6	49:38.559
23	3	1:54.213	23.877	47.364	42.972	260.2	51:32.772
24	3	1:53.303	23.909	47.072	42.322	260.9	53:26.075
25	3	1:57.539	23.955	47.283	46.301	260.9	55:23.614
26	2	3:41.093	2:09.251	48.573	43.269	262.1	59:04.707
27	2	1:53.575	23.959	47.090	42.526	262.8	1:00:58.282
28	2	1:54.327	24.021	46.950	43.356	265.4	1:02:52.609
29	2	1:53.789	23.963	47.012	42.814	265.4	1:04:46.398
30	2	1:55.434	24.308	47.272	43.854	264.1	1:06:41.832
31	2	1:53.838	23.919	47.166	42.753	264.1	1:08:35.670
32	2	1:53.506	23.890	46.937	42.679	265.4	1:10:29.176
33	2	1:53.521	23.797	47.064	42.660	261.5	1:12:22.697

Driver	Car	GR	GR	GR	GR	GR	GR
84	EBM	1. Adrian D'SILVA	3. Earl BAMBER	Porsche 911 GT3 R			
		2. Kerong LI		GT			
1	1	4:49.447	2:49.061	1:03.143	57.243	143.8	4:49.447
2	1	2:18.711	29.697	55.794	53.220	197.8	7:08.158
3	1	2:26.528	26.501	49.321	1:10.706	248.3	9:34.686
4	1	3:51.401	44.462	1:47.974	1:18.965	79.3	13:26.087
5	1	3:47.016	2:09.308	50.297	47.411	252.3	17:13.103
6	1	2:02.420	26.269	49.120	47.031	254.7	19:15.523
7	1	2:00.494	26.037	49.248	45.209	254.7	21:16.017
8	1	2:01.641	25.706	50.302	45.633	252.9	23:17.658
9	1	1:59.627	25.598	49.023	45.006	252.9	25:17.285
10	1	1:58.042	25.427	48.214	44.401	257.8	27:15.327
11	1	1:58.682	25.261	48.372	45.049	257.8	29:14.009
12	1	1:58.036	25.234	48.453	44.349	257.8	31:12.045
13	1	2:04.069	25.211	49.065	49.793	257.8	33:16.114
14	2	4:14.541	2:36.925	49.933	47.683	255.3	37:30.655
15	2	2:03.858	26.603	48.510	48.745	256.5	39:34.513
16	2	1:59.398	25.728	48.619	45.051	254.7	41:33.911
17	2	1:58.522	25.694	48.180	44.648	255.9	43:32.433
18	2	1:59.023	25.376	48.010	45.637	256.5	45:31.456
19	2	2:02.474	26.380	48.825	47.269	258.4	47:33.930
20	2	1:58.607	25.806	48.275	44.526	258.4	49:32.537
21	2	2:03.692	27.150	48.565	47.977	257.8	51:36.229





Asian Le Mans Series 4 Hours of Abu Dhabi Free Practice 2

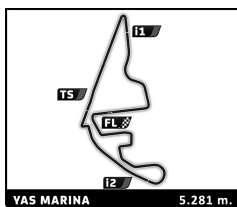
Sector Analysis

VAS MARINA 5.281 m.

Lap under Red Flag Invalidated Lap Personal Best Session Best Crossing the pit lane

Lap	D	Time	Sector 1	Sector 2	Sector 3	T. Spd	Elapsed	Lap	D	Time	Sector 1	Sector 2	Sector 3	T. Spd	Elapsed
34	2	1:55.680	24.116	47.223	44.341	265.4	1:14:18.377	2	1	1:50.083	23.592	45.486	41.005	275.5	4:11.465
35	2	1:54.911	24.480	46.960	43.471	261.5	1:16:13.288	3	1	1:44.192	21.359	44.054	38.779	283.5	5:55.657
36	2	1:57.322 B	24.026	46.965	46.331	262.8	1:18:10.610	4	1	1:48.710	21.911	44.111	42.688	284.2	7:44.367
37	3	5:25.912 B	2:23.484	1:46.815	1:15.613	80.9	1:23:36.522	5	1	1:47.729	21.573	44.454	41.702	285.0	9:32.096
38	2	3:44.413	2:12.632	48.087	43.694	259.0	1:27:20.935	6	1	3:20.394 B	40.834	1:19.125	1:20.435	224.5	12:52.490
39	2	1:57.876 B	24.197	47.287	46.392	263.4	1:29:18.811	7	1	6:11.479	4:40.931	48.209	42.339	243.2	19:03.969
88 Triple Eight Mercedes-AMG GT3 EVO 1.HH Prince Abdul RAHMAN3.Luca STOLZ GT 2.Jordan LOVE								8 1 1:49.659 22.139 45.036 42.484 269.3 20:53.628							
1	1	2:47.100	1:04.504	53.885	48.711	198.5	2:47.100	9	1	1:50.243	23.703	45.834	40.706	260.9	22:43.871
2	1	2:02.078	26.167	49.130	46.781	257.1	4:49.178	10	1	1:48.532	21.947	44.535	42.050	282.0	24:32.403
3	1	1:59.794	25.138	49.613	45.043	259.6	6:48.972	11	1	1:49.891	22.156	43.473	44.262	282.7	26:22.294
4	1	1:58.172	24.998	49.555	43.619	224.5	8:47.144	12	1	1:45.307	21.669	44.136	39.502	284.2	28:07.601
5	1	2:51.203 B	24.593	1:08.523	1:18.087	262.1	11:38.347	13	1	1:46.326	22.384	44.536	39.406	282.0	29:53.927
6	1	4:59.556	3:24.255	48.776	46.525	236.8	16:37.903	14	1	1:49.578	22.568	44.365	42.645	282.0	31:43.505
7	1	1:55.723	24.833	47.542	43.348	261.5	18:33.626	15	1	1:43.978	21.379	44.126	38.473	283.5	33:27.483
8	1	2:00.853	24.502	49.064	47.287	264.1	20:34.479	16	1	1:43.490	21.162	44.090	38.238	284.2	35:10.973
9	1	1:57.490	25.750	47.746	43.994	262.1	22:31.969	17	1	1:46.875 B	21.174	43.796	41.905	283.5	36:57.848
10	1	1:56.720	24.576	47.500	44.644	262.8	24:28.689	18	3	4:08.461	2:43.342	44.519	40.600	282.7	41:06.309
11	1	1:58.847 B	24.601	47.658	46.588	260.2	26:27.536	19	3	1:43.283	20.957	43.637	38.689	284.2	42:49.592
12	2	3:47.769	2:16.718	48.007	43.044	259.6	30:15.305	20	3	1:47.358	21.273	44.163	41.922	285.0	44:36.950
13	2	1:54.284	24.037	47.264	42.983	260.2	32:09.589	21	3	1:42.750	20.939	43.955	37.856	285.0	46:19.700
14	2	1:54.496	24.059	47.043	43.394	262.1	34:04.085	22	3	1:46.145	22.139	44.092	39.914	284.2	48:05.845
15	2	1:54.381	24.508	47.223	42.650	262.1	35:58.466	23	3	1:43.556	20.898	43.530	39.128	285.7	49:49.401
16	2	1:54.670	24.157	47.433	43.080	262.8	37:53.136	24	3	1:43.375	21.133	43.326	38.916	283.5	51:32.776
17	2	1:54.329	24.189	46.977	43.163	262.1	39:47.465	25	3	1:44.771	20.891	43.520	40.360	285.0	53:17.547
18	2	1:54.194	23.966	47.033	43.195	262.1	41:41.659	26	3	1:44.746	22.183	44.817	37.746	282.7	55:02.293
19	2	2:03.551	24.109	49.511	49.931	227.4	43:45.210	27	3	1:42.179	20.857	43.591	37.731	282.7	56:44.472
20	2	1:54.414	24.208	47.264	42.942	262.1	45:39.624	28	3	1:42.469	20.950	43.501	38.018	284.2	58:26.941
21	2	1:55.300	24.676	47.734	42.890	263.4	47:34.924	29	3	1:43.020	20.816	43.297	38.907	285.7	1:00:09.961
22	2	1:54.344	24.422	47.196	42.726	260.9	49:29.268	30	3	1:45.886 B	21.115	43.282	41.489	284.2	1:01:55.847
23	2	1:54.084	24.210	47.107	42.767	261.5	51:23.352	31	2	3:43.440 B	2:10.947	47.022	45.471	258.4	1:05:39.287
24	2	1:55.985	24.314	47.433	44.238	258.4	53:19.337	32	2	3:37.375	2:09.337	47.037	41.001	274.1	1:09:16.662
25	2	1:55.691	24.134	47.184	44.373	262.8	55:15.028	33	2	1:45.496	21.923	44.570	39.003	281.2	1:11:02.158
26	2	1:54.062	24.346	47.163	42.553	261.5	57:09.090	34	2	1:44.361	21.398	44.259	38.704	282.0	1:12:46.519
27	2	1:54.395	24.086	47.664	42.645	261.5	59:03.485	35	2	1:47.860	21.538	43.938	42.384	282.7	1:14:34.379
28	2	1:53.744	24.103	47.013	42.628	262.8	1:00:57.229	36	2	1:45.850	21.953	43.972	39.925	281.2	1:16:20.229
29	2	1:53.583	24.015	46.942	42.626	262.1	1:02:50.812	37	2	1:46.151	21.666	44.039	40.446	282.0	1:18:06.380
30	2	1:55.024	24.558	47.227	43.239	262.1	1:04:45.836	38	2	1:46.003	21.749	44.030	40.224	280.5	1:19:52.383
31	2	1:54.655	24.451	47.489	42.715	262.8	1:06:40.491	39	2	3:46.700	43.947	1:45.167	1:17.586	80.7	1:23:39.083
32	2	1:53.582	23.958	47.105	42.519	260.9	1:08:34.073	40	2	2:03.803	36.432	46.413	40.958	236.8	1:25:42.886
33	2	1:56.721 B	24.290	47.289	45.142	261.5	1:10:30.794	41	2	1:45.792	22.359	43.940	39.493	281.2	1:27:28.678
34	3	3:46.675	2:12.128	49.584	44.963	225.5	1:14:17.469	42	2	1:45.533	21.648	44.351	39.534	282.0	1:29:14.211
35	3	1:54.993	24.279	47.558	43.156	260.2	1:16:12.462	43	2	1:47.711	23.620	44.358	39.733	280.5	1:31:01.922
36	3	1:53.417	24.080	47.091	42.246	260.2	1:18:05.879	91 Pure Rxcing Porsche 911 GT3 R 1.Alex MALYKHIN 3.Joel STURM GT 2.Klaus BACHLER							
37	3	1:54.078	24.412	47.181	42.485	261.5	1:19:59.957	1	1	4:29.808	2:49.112	53.805	46.891	208.1	4:29.808
38	3	3:52.822	51.898	1:44.771	1:16.153	80.5	1:23:52.779	2	1	1:58.741	25.954	48.454	44.333	257.8	6:28.549
39	3	2:01.126	30.783	47.362	42.981	260.2	1:25:53.905	3	1	1:55.765	24.686	47.510	43.569	260.9	8:24.314
40	3	1:57.228 B	24.165	47.590	45.473	260.9	1:27:51.133	4	1	2:25.571 B	24.303	47.021	1:14.247	264.1	10:49.885
90 TF Sport Orea 07 - Gibson 1.Salih YOLUC 3.Charlie EASTWOOD LMP2 2.Michael DINAN								5	1	5:29.658	3:57.007	48.506	44.145	247.7	16:19.543
1	1	2:21.382	50.553	48.415	42.414	223.6	2:21.382	6	1	1:55.365	24.459	47.183	43.723	263.4	18:14.908
								7	1	1:55.709	24.491	47.063	44.155	262.8	20:10.617
								8	1	1:56.082	24.235	48.021	43.826	261.5	22:06.699



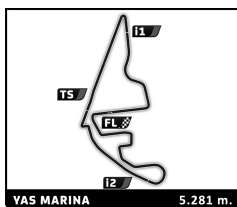


Asian Le Mans Series 4 Hours of Abu Dhabi Free Practice 2

Sector Analysis

Lap under Red Flag												Invalidated Lap	Personal Best	Session Best	B Crossing the pit lane		
Lap	D	Time	Sector 1	Sector 2	Sector 3	T. Spd	Elapsed	Lap	D	Time	Sector 1	Sector 2	Sector 3	T. Spd	Elapsed		
9	1	1:53.946	24.190	47.239	42.517	262.8	24:00.645	25	1	3:23.090	B	1:48.662	47.837	46.591	261.5	1:01:35.034	
10	1	1:54.547	24.130	47.337	43.080	262.8	25:55.192	26	1	2:44.495	1:10.894	49.292	44.309	252.9	1:04:19.529		
11	1	1:59.035	B	25.450	47.492	46.093	262.8	27:54.227	27	1	1:56.092	24.630	47.695	43.767	262.1	1:06:15.621	
12	3	11:00.322	9:23.739	52.027	44.556	194.6	38:54.549	28	1	1:56.320	24.397	47.705	44.218	262.1	1:08:11.941		
13	3	1:54.202	24.232	47.101	42.869	259.6	40:48.751	29	1	1:58.031	24.599	49.327	44.105	261.5	1:10:09.972		
14	3	1:54.643	24.328	47.145	43.170	259.6	42:43.394	30	1	1:58.865	24.931	49.042	44.892	246.0	1:12:08.837		
15	3	1:54.325	24.798	47.008	42.519	260.2	44:37.719	31	1	1:57.400	24.447	47.622	45.331	264.7	1:14:06.237		
16	3	1:53.436	23.982	47.022	42.432	260.2	46:31.155	32	1	1:57.416	24.945	47.685	44.786	263.4	1:16:03.653		
17	3	1:53.271	24.109	46.828	42.334	261.5	48:24.426	33	1	1:59.335	B	24.868	47.830	46.637	261.5	1:18:02.988	
18	3	1:53.098	23.863	46.937	42.298	261.5	50:17.524	34	1	4:47.965	B	1:47.750	1:40.689	1:19.526	79.8	1:22:50.953	
19	3	1:55.248	B	23.888	46.851	44.509	261.5	52:12.772	35	3	3:11.117	1:40.004	47.721	43.392	262.1	1:26:02.070	
20	1	3:54.915	B	2:14.111	51.066	49.738	249.4	56:07.687	36	3	1:56.507	B	24.246	47.166	45.095	263.4	1:27:58.577
21	1	3:42.181	2:10.604	48.137	43.440	259.0	59:49.868	37	3	4:13.139	B	2:16.854	58.022	58.263	178.2	1:32:11.716	
22	1	1:55.465	24.633	47.647	43.185	260.2	1:01:45.333	95 TF Sport 1.John HARTSHORNE 3.Jonathan ADAM 2.Ben TUCK Aston Martin Vantage AMR GT3 GT									
23	1	1:54.925	24.482	47.309	43.134	260.9	1:03:40.258	1	1	2:55.822	1:11.013	54.437	50.372	183.7	2:55.822		
24	1	1:54.263	24.174	47.246	42.843	260.9	1:05:34.521	2	1	2:05.573	28.392	50.834	46.347	252.9	5:01.395		
25	1	1:55.096	24.770	47.171	43.155	261.5	1:07:29.617	3	1	1:59.193	25.202	48.532	45.459	256.5	7:00.588		
26	1	1:56.251	24.768	47.233	44.250	261.5	1:09:25.868	4	1	1:57.764	24.999	48.152	44.613	257.8	8:58.352		
27	1	1:54.759	24.632	47.121	43.006	262.8	1:11:20.627	5	1	2:58.401	B	25.010	1:15.250	1:18.141	126.6	11:56.753	
28	1	1:58.325	B	24.144	47.585	46.596	263.4	1:13:18.952	6	1	4:59.442	3:24.982	49.695	44.765	255.9	16:56.195	
29	2	3:47.435	B	2:11.237	48.512	47.686	259.6	1:17:06.387	7	1	1:59.471	25.394	49.226	44.851	258.4	18:55.666	
30	2	4:14.094	2:09.727	48.370	1:15.997	261.5	1:21:20.481	8	1	1:57.736	25.410	48.103	44.223	259.6	20:53.402		
31	2	3:24.107	53.471	1:45.469	45.167	79.7	1:24:44.588	9	1	1:57.114	25.025	47.815	44.274	260.2	22:50.516		
32	2	1:54.330	24.332	47.189	42.809	262.1	1:26:38.918	10	1	1:57.151	24.709	47.944	44.498	260.2	24:47.667		
33	2	1:53.588	24.102	47.012	42.474	262.8	1:28:32.506	11	1	1:56.574	24.918	47.614	44.042	261.5	26:44.241		
34	2	1:53.048	23.940	46.790	42.318	262.1	1:30:25.554	12	1	1:59.127	24.726	47.758	46.643	259.6	28:43.368		
93 Project 1 1.Darren LEUNG 3.Dan HARPER BMW M4 GT3 2.Christian BOGLE GT																	
1	1	3:24.817	1:27.260	1:01.520	56.037	216.4	3:24.817	13	1	1:56.540	24.619	47.672	44.249	259.0	30:39.908		
2	1	2:02.182	27.200	49.285	45.697	246.0	5:26.999	14	1	2:04.815	B	24.529	47.862	52.424	260.2	32:44.723	
3	1	2:00.196	25.098	48.038	47.060	259.0	7:27.195	15	3	4:25.566	2:53.971	48.416	43.179	255.3	37:10.289		
4	1	2:06.865	B	25.037	47.810	54.018	259.0	9:34.060	16	3	1:54.730	23.918	47.339	43.473	258.4	39:05.019	
5	1	7:37.404	6:01.903	50.032	45.469	255.9	17:11.464	17	3	1:53.434	23.949	47.097	42.388	261.5	40:58.453		
6	1	1:56.323	24.896	47.894	43.533	259.6	19:07.787	18	3	1:54.836	24.122	47.377	43.337	259.0	42:53.289		
7	1	1:55.818	24.619	47.751	43.448	259.6	21:03.605	19	3	1:53.433	23.940	46.938	42.555	262.1	44:46.722		
8	1	1:55.111	24.500	47.537	43.074	260.9	22:58.716	20	3	1:53.306	23.886	47.104	42.316	258.4	46:40.028		
9	1	2:02.337	B	24.599	47.615	50.123	261.5	25:01.053	21	3	1:53.044	23.870	46.953	42.221	260.2	48:33.072	
10	2	3:44.542	2:12.350	47.812	44.380	259.6	28:45.595	22	3	1:53.102	23.742	47.122	42.238	258.4	50:26.174		
11	2	1:55.154	24.282	47.604	43.268	250.0	30:40.749	23	3	1:56.331	B	23.809	47.122	45.400	259.0	52:22.505	
12	2	1:55.961	24.466	47.485	44.010	255.3	32:36.710	24	2	3:42.765	2:09.884	48.046	44.835	255.9	56:05.270		
13	2	1:56.346	24.256	47.719	44.371	259.0	34:33.056	25	2	1:56.144	25.350	47.548	43.246	260.2	58:01.414		
14	2	1:55.621	24.756	47.273	43.592	260.9	36:28.677	26	2	1:53.941	24.127	47.151	42.663	259.0	59:55.355		
15	2	1:56.338	24.790	48.235	43.313	257.8	38:25.015	27	2	1:53.954	23.985	47.247	42.722	260.2	1:01:49.309		
16	2	1:55.203	24.312	47.350	43.541	261.5	40:20.218	28	2	1:53.509	23.918	46.893	42.698	259.6	1:03:42.818		
17	2	1:55.188	24.332	47.357	43.499	262.1	42:15.406	29	2	1:55.488	24.096	48.118	43.274	258.4	1:05:38.306		
18	2	1:55.069	24.422	47.428	43.219	261.5	44:10.475	30	2	1:53.527	23.801	47.043	42.683	262.8	1:07:31.833		
19	2	1:54.671	24.232	47.200	43.239	262.1	46:05.146	31	2	1:54.364	23.857	47.101	43.406	263.4	1:09:26.197		
20	2	1:55.790	24.457	47.101	44.232	263.4	48:00.936	32	2	1:58.792	24.465	47.761	46.566	257.8	1:11:24.989		
21	2	1:56.095	24.286	48.328	43.481	262.8	49:57.031	33	2	1:53.553	23.970	46.895	42.688	259.6	1:13:18.542		
22	2	1:55.325	24.661	47.209	43.455	262.8	51:52.356	34	2	1:54.642	23.980	47.761	42.901	259.0	1:15:13.184		
23	2	1:57.906	B	24.377	47.164	46.365	264.1	53:50.262	35	2	2:00.702	B	24.296	50.960	45.446	236.8	1:17:13.886
24	1	4:21.682	B	2:45.684	48.060	47.938	261.5	58:11.944	36	1	4:42.177	B	2:13.000	1:12.518	1:16.659	212.6	1:21:56.063
									37	3	3:53.702	B	2:16.177	49.801	47.724	252.3	1:25:49.765





Asian Le Mans Series 4 Hours of Abu Dhabi Free Practice 2

Sector Analysis

Lap under Red Flag Invalidated Lap Personal Best Session Best B Crossing the pit lane

Lap	D	Time	Sector 1	Sector 2	Sector 3	T. Spd	Elapsed	Lap	D	Time	Sector 1	Sector 2	Sector 3	T. Spd	Elapsed
38	2	3:44.025	B 2:09.731	48.008	46.286	256.5	1:29:33.790	8	1	3:37.838	2:12.781	45.707	39.350	251.7	23:56.276
98		Dragon Racing					Ferrari 296 GT3	9	1	1:47.830	23.449	44.224	40.157	280.5	25:44.106
		1.Rui ANDRADE		3.Marco PULCINI			GT	10	1	1:51.131	22.345	43.961	44.825	283.5	27:35.237
		2.Nicola MARINANGELI						11	1	1:45.084	21.547	43.660	39.877	284.2	29:20.321
1	3	5:44.578	3:48.150	1:01.089	55.339	204.2	5:44.578	12	1	1:46.301	21.818	45.194	39.289	262.1	31:06.622
2	3	2:09.292	27.627	53.248	48.417	209.3	7:53.870	13	1	1:44.184	21.385	44.151	38.648	264.1	32:50.806
3	3	2:08.868	B 25.738	48.722	54.408	252.3	10:02.738	14	1	1:43.544	21.207	43.845	38.492	285.7	34:34.350
4	3	6:25.209	B 4:40.127	49.570	55.512	252.3	16:27.947	15	1	1:51.141	B 22.532	45.813	42.796	248.3	36:25.491
5	3	2:28.825	54.406	49.021	45.398	255.3	18:56.772	16	2	9:06.065	7:40.689	44.911	40.465	265.4	45:31.556
6	3	2:00.946	24.832	48.451	47.663	260.2	20:57.718	17	2	1:45.175	21.431	45.152	38.592	281.2	47:16.731
7	3	1:56.355	24.723	48.062	43.570	259.6	22:54.073	18	2	1:44.585	22.632	44.063	37.890	282.7	49:01.316
8	3	1:59.898	B 24.653	48.047	47.198	260.2	24:53.971	19	2	1:42.730	21.091	43.576	38.063	284.2	50:44.046
9	3	3:13.139	1:26.790	57.155	49.194	145.6	28:07.110	20	2	1:43.126	21.728	43.730	37.668	282.7	52:27.172
10	3	2:01.621	26.284	49.133	46.204	255.9	30:08.731	21	2	1:44.680	23.176	43.820	37.684	282.0	54:11.852
11	3	1:55.707	24.617	47.729	43.361	262.8	32:04.438	22	2	1:46.022	21.230	44.785	40.007	266.0	55:57.874
12	3	1:56.348	24.470	47.680	44.198	261.5	34:00.786	23	2	1:42.165	21.073	43.515	37.577	283.5	57:40.039
13	3	1:54.575	24.048	47.522	43.005	262.8	35:55.361	24	2	1:44.789	21.114	43.959	39.716	282.0	59:24.828
14	3	1:58.278	24.571	49.433	44.274	259.6	37:53.639	25	2	1:43.138	21.173	43.806	38.159	269.3	1:01:07.966
15	3	1:54.710	24.311	47.409	42.990	264.7	39:48.349	26	2	1:43.976	21.266	43.939	38.771	260.2	1:02:51.942
16	3	1:58.139	B 24.361	47.274	46.504	263.4	41:46.488	27	2	1:47.901	22.490	44.271	41.140	253.5	1:04:39.843
17	1	3:18.113	1:45.704	48.290	44.119	260.2	45:04.601	28	2	1:48.439	B 22.336	44.461	41.642	264.7	1:06:28.282
18	1	1:55.075	24.417	47.515	43.143	260.2	46:59.676	29	2	3:36.881	B 2:08.472	44.943	43.466	281.2	1:10:05.163
19	1	1:54.379	24.249	47.404	42.726	260.2	48:54.055	30	2	3:34.107	B 2:07.634	44.571	41.902	268.0	1:13:39.270
20	1	1:54.810	24.239	47.314	43.257	260.2	50:48.865								
21	1	1:55.926	24.820	47.222	43.884	260.9	52:44.791								
22	1	1:54.880	24.595	47.303	42.982	260.2	54:39.671								
23	1	1:54.071	24.178	47.146	42.747	262.1	56:33.742								
24	1	1:54.791	24.172	47.386	43.233	259.0	58:28.533								
25	1	1:54.247	24.224	47.289	42.734	261.5	1:00:22.780								
26	1	1:54.427	24.403	47.186	42.838	261.5	1:02:17.207								
27	1	1:54.824	24.424	47.168	43.232	261.5	1:04:12.031								
28	1	2:00.919	24.128	47.747	49.044	262.1	1:06:12.950								
29	1	1:54.353	24.239	47.143	42.971	261.5	1:08:07.303								
30	1	2:00.382	B 24.750	48.377	47.255	262.8	1:10:07.685								
31	2	3:55.793	2:24.237	48.217	43.339	260.2	1:14:03.478								
32	2	1:55.298	24.094	48.011	43.193	261.5	1:15:58.776								
33	2	1:54.172	23.859	47.676	42.637	262.1	1:17:52.948								
34	2	1:54.162	24.010	47.568	42.584	259.6	1:19:47.110								
35	2	3:40.935	39.575	1:45.305	1:16.055	79.9	1:23:28.045								
36	2	2:14.582	42.748	48.126	43.708	259.0	1:25:42.627								
37	2	1:55.328	24.504	47.572	43.252	261.5	1:27:37.955								
38	2	1:54.184	24.001	47.642	42.541	262.8	1:29:32.139								
39	2	1:53.935	23.985	47.452	42.498	262.8	1:31:26.074								
99		99 Racing					Oreca 07 - Gibson								
		1.Ahmad AL HARTHY		3.Louis DELÉTRAZ			LMP2								
		2.Filipe ALBUQUERQUE													
1	3	2:37.713	1:03.942	51.065	42.706	238.4	2:37.713								
2	3	1:52.134	23.876	48.538	39.720	267.3	4:29.847								
3	3	1:48.890	22.038	45.588	41.264	282.7	6:18.737								
4	3	2:06.674	B 25.249	53.090	48.335	220.9	8:25.411								
5	1	7:53.154	6:19.332	49.723	44.099	192.9	16:18.565								
6	1	1:49.164	22.946	45.364	40.854	263.4	18:07.729								
7	1	2:10.709	B 21.301	44.872	1:04.536	246.6	20:18.438								

