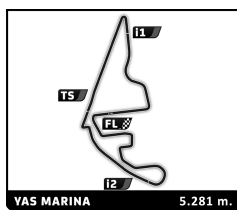


Asian Le Mans Series 4 Hours of Abu Dhabi Race 1

Pit Stop Analysis

| No | In Time | In Driver | Out Time | Out Driver | Pit Time | T. Pit Time | No | In Time | In Driver | Out Time | Out Driver | Pit Time | T. Pit Time | | | |
|-----------|--|---------------|---------------|-------------------|---------------|-------------|----|--------------|--|--------------|-------------------|----------------|--------------|----------------|----------|----------|
| 2 | CD Sport Ligier JS P320 - Nissan LMP3 | | | | | | | 17 | COOL Racing Ligier JS P320 - Nissan LMP3 | | | | | | | |
| | 1 | 15:59:19.819 | M. JENSEN | 16:01:00.869 | F. LAVERGNE | 1:41.050 | | | 1:41.050 | 1 | 15:59:52.866 | J. WINSLOW | 16:01:34.426 | A. BUKHANTSOV | 1:41.560 | 1:41.560 |
| | 2 | 16:34:25.909 | F. LAVERGNE | 16:34:55.335 | F. LAVERGNE | 29.426 | | | 2:10.476 | 2 | 16:33:56.380 | A. BUKHANTSOV | 16:34:21.984 | A. BUKHANTSOV | 25.604 | 2:07.164 |
| | 3 | 16:38:39.657 | F. LAVERGNE | 16:40:22.660 | N. ADCOCK | 1:43.003 | | | 3:53.479 | 3 | 16:38:14.960 | A. BUKHANTSOV | 16:39:58.371 | A. BUKHANTSOV | 1:43.411 | 3:50.575 |
| | 4 | 17:38:18.179 | N. ADCOCK | 17:39:28.645 | F. LAVERGNE | 1:10.466 | | | 5:03.945 | 4 | 17:43:02.660 | A. BUKHANTSOV | 17:43:45.025 | A. BUKHANTSOV | 42.365 | 4:32.940 |
| 5 | 18:34:14.649 | A. BUKHANTSOV | 18:35:15.468 | M. ESPIRITO SANTO | | 1:00.819 | 5 | 18:34:14.649 | A. BUKHANTSOV | 18:35:15.468 | M. ESPIRITO SANTO | | 5:33.759 | | | |
| 3 | DKR Engineering Oreca 07 - Gibson LMP2 | | | | | | | 18 | Huber Motorsport Porsche 911 GT3 R GT | | | | | | | |
| | 1 | 15:35:47.777 | A. MATTSCHULL | 15:36:42.414 | A. MATTSCHULL | 54.637 | | | 54.637 | 1 | 16:01:37.377 | S. MINSKY | 16:03:18.671 | D. BOCCOLACCI | 1:41.294 | 1:41.294 |
| | 2 | 16:08:43.030 | A. MATTSCHULL | 16:10:24.029 | T. DILLMANN | 1:40.999 | | | 2:35.636 | 2 | 16:34:54.170 | D. BOCCOLACCI | 16:35:17.838 | D. BOCCOLACCI | 23.668 | 2:04.962 |
| | 3 | 16:33:49.321 | T. DILLMANN | 16:34:15.031 | T. DILLMANN | 25.710 | | | 3:01.346 | 3 | 16:38:59.475 | D. BOCCOLACCI | 16:40:42.980 | S. MINSKY | 1:43.505 | 3:48.467 |
| | 4 | 16:38:09.107 | T. DILLMANN | 16:38:30.552 | T. DILLMANN | 21.445 | | | 3:22.791 | 4 | 16:43:04.741 | S. MINSKY | 16:43:26.414 | S. MINSKY | 21.673 | 4:10.140 |
| | 5 | 17:10:07.118 | T. DILLMANN | 17:11:07.771 | T. DILLMANN | 1:00.653 | | | 4:23.444 | 5 | 17:13:23.087 | S. MINSKY | 17:14:37.425 | J. FITTJE | 1:14.338 | 5:24.478 |
| 6 | 17:43:55.555 | T. DILLMANN | 17:45:36.499 | L. HÖRR | 1:40.944 | 6:04.388 | 6 | 18:34:12.790 | J. FITTJE | 18:35:05.982 | J. FITTJE | 53.192 | 6:17.670 | | | |
| 4 | Crowdstrike Racing by APR Oreca 07 - Gibson LMP2 | | | | | | | 19 | Leipert Motorsport Lamborghini Huracan GT3 EVO2 GT | | | | | | | |
| | 1 | 15:43:59.526 | G. KURTZ | 15:45:01.451 | G. KURTZ | 1:01.925 | | | 1:01.925 | 1 | 15:55:00.826 | G. RINDONE | 15:56:24.760 | G. RINDONE | 1:23.934 | 1:23.934 |
| | 2 | 16:17:31.745 | G. KURTZ | 16:19:14.007 | C. BRAUN | 1:42.262 | | | 2:44.187 | 2 | 16:34:32.002 | G. RINDONE | 16:35:00.322 | G. RINDONE | 28.320 | 1:52.254 |
| | 3 | 16:38:16.843 | C. BRAUN | 16:40:01.413 | C. BRAUN | 1:44.570 | | | 4:28.757 | 3 | 16:38:43.242 | G. RINDONE | 16:40:25.332 | B. LEITCH | 1:42.090 | 3:34.344 |
| | 4 | 17:22:38.231 | C. BRAUN | 17:23:40.322 | M. JAKOBSEN | 1:02.091 | | | 5:30.848 | 4 | 17:44:04.689 | B. LEITCH | 17:45:47.524 | M. MAPELLI | 1:42.835 | 5:17.179 |
| | 5 | 18:28:25.644 | M. JAKOBSEN | 18:29:02.205 | M. JAKOBSEN | 36.561 | | | 6:07.409 | | | | | | | |
| 6 | 18:34:17.572 | M. JAKOBSEN | 18:35:11.727 | M. JAKOBSEN | 54.155 | 7:01.564 | | | | | | | | | | |
| 7 | AlManar Racing by GetSpeed Mercedes-AMG GT3 EVO GT | | | | | | | 20 | High Class Racing Ligier JS P320 - Nissan LMP3 | | | | | | | |
| | 1 | 16:00:02.022 | A. LIU | 16:01:43.452 | A. LIU | 1:41.430 | | | 1:41.430 | 1 | 16:02:44.850 | A. GJIMNINSSON | 16:04:27.901 | A. GJIMNINSSON | 1:43.051 | 1:43.051 |
| | 2 | 16:34:04.679 | A. LIU | 16:34:31.958 | A. LIU | 27.279 | | | 2:08.709 | 2 | 16:34:22.104 | A. GJIMNINSSON | 16:34:52.286 | A. GJIMNINSSON | 30.182 | 2:13.233 |
| | 3 | 16:38:22.268 | A. LIU | 16:38:44.028 | A. LIU | 21.760 | | | 2:30.469 | 3 | 16:38:36.056 | A. GJIMNINSSON | 16:39:01.426 | A. GJIMNINSSON | 25.370 | 2:38.603 |
| | 4 | 16:48:32.176 | A. LIU | 16:48:53.888 | A. LIU | 21.712 | | | 2:52.181 | 4 | 17:01:45.343 | A. GJIMNINSSON | 17:03:27.134 | S. LUCAS | 1:41.791 | 4:20.394 |
| | 5 | 16:52:54.092 | A. LIU | 16:53:18.877 | A. LIU | 24.785 | | | 3:16.966 | 5 | 18:36:17.481 | S. LUCAS | 18:37:23.480 | A. FJORDBACH | 1:05.999 | 5:26.393 |
| | 6 | 16:55:22.394 | A. LIU | 16:57:02.930 | A. AL ZUBAIR | 1:40.536 | | | 4:57.502 | | | | | | | |
| | 7 | 18:36:29.763 | A. AL ZUBAIR | 18:37:16.124 | F. SCHILLER | 46.361 | | | 5:43.863 | | | | | | | |
| 8 | EBM Porsche 911 GT3 R GT | | | | | | | 21 | AF Corse Ferrari 296 GT3 GT | | | | | | | |
| | 1 | 16:03:28.452 | S. SANTOSO | 16:05:18.534 | S. SANTOSO | 1:50.082 | | | 1:50.082 | 1 | 16:02:37.167 | F. HERIAU | 16:04:18.984 | F. HERIAU | 1:41.817 | 1:41.817 |
| | 2 | 16:34:11.365 | S. SANTOSO | 16:34:38.224 | S. SANTOSO | 26.859 | | | 2:16.941 | 2 | 16:34:40.309 | F. HERIAU | 16:35:05.896 | F. HERIAU | 25.587 | 2:07.404 |
| | 3 | 16:38:27.926 | S. SANTOSO | 16:40:09.587 | B. BUUS | 1:41.661 | | | 3:58.602 | 3 | 16:38:49.191 | F. HERIAU | 16:40:31.110 | S. MANN | 1:41.919 | 3:49.323 |
| 4 | 17:42:04.907 | B. BUUS | 17:43:24.151 | T. SATHIANTHIRAK | 1:19.244 | 5:17.846 | 4 | 17:44:21.592 | S. MANN | 17:44:59.300 | S. MANN | 37.708 | 4:27.031 | | | |
| 5 | 18:36:08.178 | S. MANN | 18:37:08.639 | D. RIGON | 1:00.461 | 5:27.492 | 5 | 18:36:08.178 | S. MANN | 18:37:08.639 | D. RIGON | 1:00.461 | 5:27.492 | | | |
| 9 | GetSpeed Mercedes-AMG GT3 EVO GT | | | | | | | 22 | Proton Competition Oreca 07 - Gibson LMP2 | | | | | | | |
| | 1 | 15:52:21.604 | M. KONRAD | 15:54:02.132 | M. KONRAD | 1:40.528 | | | 1:40.528 | 1 | 15:38:50.446 | G. RODA | 15:39:57.963 | G. RODA | 1:07.517 | 1:07.517 |
| | 2 | 16:34:06.648 | M. KONRAD | 16:34:33.403 | M. KONRAD | 26.755 | | | 2:07.283 | 2 | 16:23:01.553 | G. RODA | 16:24:07.338 | G. RODA | 1:05.785 | 2:13.302 |
| | 3 | 16:38:24.018 | M. KONRAD | 16:38:45.713 | M. KONRAD | 21.695 | | | 2:28.978 | 3 | 16:33:59.637 | G. RODA | 16:34:25.990 | G. RODA | 26.353 | 2:39.655 |
| | 4 | 17:02:18.938 | M. KONRAD | 17:04:00.283 | A. WALKER | 1:41.345 | | | 4:10.323 | 4 | 16:38:17.694 | G. RODA | 16:40:00.192 | R. BINDER | 1:42.498 | 4:22.153 |
| | 5 | 17:46:36.736 | A. WALKER | 17:46:58.444 | A. WALKER | 21.708 | | | 4:32.031 | 5 | 17:14:08.943 | R. BINDER | 17:15:09.234 | R. BINDER | 1:00.291 | 5:22.444 |
| 6 | 18:38:28.964 | A. WALKER | 18:39:24.987 | A. BARTONE | 56.023 | 5:28.054 | 6 | 18:35:54.828 | R. BINDER | 18:37:36.977 | J. ANDLAUER | 1:42.149 | 7:04.593 | | | |
| 11 | Attempto Racing Audi R8 LMS GT3 EVO II GT | | | | | | | 24 | Nielsen Racing Oreca 07 - Gibson LMP2 | | | | | | | |
| | 1 | 15:59:33.930 | I. GORBATSKY | 16:01:16.918 | I. GORBATSKY | 1:42.988 | | | 1:42.988 | 1 | 15:21:59.355 | I. LOGGIE | 15:22:20.986 | I. LOGGIE | 21.631 | 21.631 |
| | 2 | 15:40:26.363 | I. LOGGIE | 15:41:33.241 | F. HABSBURG | 1:06.878 | | | 1:28.509 | 2 | 15:40:26.363 | I. LOGGIE | 15:41:33.241 | F. HABSBURG | 1:06.878 | 1:28.509 |
| 3 | 16:31:07.954 | F. HABSBURG | 16:32:20.283 | F. HABSBURG | 1:12.329 | 2:40.838 | 3 | 16:31:07.954 | F. HABSBURG | 16:32:20.283 | F. HABSBURG | 1:12.329 | 2:40.838 | | | |





Asian Le Mans Series

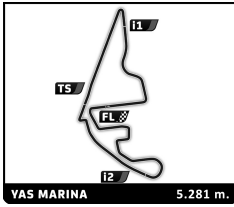
4 Hours of Abu Dhabi

Race 1

Pit Stop Analysis

| No | In Time | In Driver | Out Time | Out Driver | Pit Time | T. Pit Time | No | In Time | In Driver | Out Time | Out Driver | Pit Time | T. Pit Time | | | | | | | |
|-----------|---|--------------|--------------|---------------|----------|-------------|-----------|--|--|--------------|--------------|-------------------------------------|--------------|--------------|--------------|--------------|--------------|------------|----------|--------|
| 4 | 16:34:58.473 | F. HABSBURG | 16:35:20.080 | F. HABSBURG | 21.607 | 3:02.445 | 42 | Sainteloc Racing Audi R8 LMS GT3 EVO II | GT | 1 | 16:03:32.409 | C. HAASE | 16:05:14.306 | A. VARUTTI | 1:41.897 | 1:41.897 | | | | |
| 5 | 16:39:01.777 | F. HABSBURG | 16:40:44.873 | I. LOGGIE | 1:43.096 | 4:45.541 | | | | 2 | 16:33:58.206 | A. VARUTTI | 16:34:24.901 | A. VARUTTI | 26.695 | 2:08.592 | | | | |
| 6 | 16:43:05.988 | I. LOGGIE | 16:43:27.667 | I. LOGGIE | 21.679 | 5:07.220 | | | | 3 | 16:38:15.907 | A. VARUTTI | 16:38:39.316 | A. VARUTTI | 23.409 | 2:32.001 | | | | |
| 7 | 17:02:43.982 | I. LOGGIE | 17:03:05.539 | I. LOGGIE | 21.557 | 5:28.777 | | | | 4 | 17:09:36.125 | A. VARUTTI | 17:10:42.351 | A. VARUTTI | 1:06.226 | 3:38.227 | | | | |
| 8 | 17:07:18.931 | I. LOGGIE | 17:09:00.263 | A. GARCIA | 1:41.332 | 7:10.109 | | | | 5 | 18:36:09.671 | A. VARUTTI | 18:37:51.853 | G. MAGNUS | 1:42.182 | 5:20.409 | | | | |
| 9 | 17:42:19.264 | A. GARCIA | 17:43:19.743 | A. GARCIA | 1:00.479 | 8:10.588 | | | | | | | | | | | | | | |
| 25 | Algarve Pro Racing Oreca 07 - Gibson | | | | | | | | | LMP2 | 44 | ARC Bratislava Oreca 07 - Gibson | LMP2 | 1 | 15:18:36.201 | M. KONOPKA | 15:19:24.687 | M. KONOPKA | 48.486 | 48.486 |
| 1 | 15:41:45.492 | C. MCMURRY | 15:42:43.715 | C. MCMURRY | 58.223 | 58.223 | | | | 2 | | | | 16:06:46.424 | M. KONOPKA | 16:08:29.914 | J. RIED | 1:43.490 | 2:31.976 | |
| 2 | 16:15:15.616 | C. MCMURRY | 16:16:56.713 | F. TOMLINSON | 1:41.097 | 2:39.320 | | | | 3 | | | | 16:33:50.357 | J. RIED | 16:34:16.743 | J. RIED | 26.386 | 2:58.362 | |
| 3 | 16:34:00.869 | F. TOMLINSON | 16:34:27.374 | F. TOMLINSON | 26.505 | 3:05.825 | 4 | 16:38:10.140 | J. RIED | 16:38:31.770 | | | | J. RIED | 21.630 | 3:19.992 | | | | |
| 4 | 16:38:18.844 | F. TOMLINSON | 16:40:03.551 | F. TOMLINSON | 1:44.707 | 4:50.532 | 5 | 17:08:57.811 | J. RIED | 17:10:08.243 | | | | M. BECHE | 1:10.432 | 4:30.424 | | | | |
| 5 | 17:21:21.614 | F. TOMLINSON | 17:22:29.079 | T. SOWERY | 1:07.465 | 5:57.997 | 6 | 18:34:08.532 | M. BECHE | 18:34:54.593 | | | | M. BECHE | 46.061 | 5:16.485 | | | | |
| 6 | 18:42:52.250 | T. SOWERY | 18:43:39.804 | T. SOWERY | 47.554 | 6:45.551 | 7 | 18:36:51.700 | M. BECHE | 18:38:41.645 | | | | M. BECHE | 1:49.945 | 7:06.430 | | | | |
| 26 | Bretton Racing Ligier JS P320 - Nissan | | | | | | LMP3 | 47 | COOL Racing Oreca 07 - Gibson | LMP2 | 1 | 15:20:17.022 | A. COIGNY | 15:21:59.202 | A. COIGNY | 1:42.180 | 1:42.180 | | | |
| 1 | 16:04:14.222 | J. GERBI | 16:05:11.451 | J. GERBI | 57.229 | 57.229 | 2 | | | | 15:49:13.978 | A. COIGNY | 15:49:35.613 | A. COIGNY | 21.635 | 2:03.815 | | | | |
| 2 | 16:33:54.876 | J. GERBI | 16:34:20.773 | J. GERBI | 25.897 | 1:23.126 | 3 | | | | 16:07:30.371 | A. COIGNY | 16:09:11.682 | L. FLUXA | 1:41.311 | 3:45.126 | | | | |
| 3 | 16:38:13.773 | J. GERBI | 16:38:37.260 | J. GERBI | 23.487 | 1:46.613 | 4 | | | | 16:33:53.676 | L. FLUXA | 16:34:19.516 | L. FLUXA | 25.840 | 4:10.966 | | | | |
| 4 | 17:11:06.048 | J. GERBI | 17:12:48.963 | M. STEFAN | 1:42.915 | 3:29.528 | 5 | | | | 16:38:12.726 | L. FLUXA | 16:38:35.392 | L. FLUXA | 22.666 | 4:33.632 | | | | |
| 27 | Optimum Motorsport McLaren 720S GT3 | | | | | | GT | 6 | 16:58:23.937 | L. FLUXA | 16:59:20.906 | L. FLUXA | 56.969 | 5:30.601 | | | | | | |
| 1 | 16:04:37.796 | M. RADCLIFFE | 16:06:18.724 | M. RADCLIFFE | 1:40.928 | 1:40.928 | 7 | 17:39:04.329 | L. FLUXA | 17:40:31.283 | V. LOMKO | 1:26.954 | 6:57.555 | | | | | | | |
| 2 | 16:34:36.774 | M. RADCLIFFE | 16:35:04.008 | M. RADCLIFFE | 27.234 | 2:08.162 | 8 | 18:36:43.279 | V. LOMKO | 18:40:51.210 | V. LOMKO | 4:07.931 | 11:05.486 | | | | | | | |
| 3 | 16:38:47.468 | M. RADCLIFFE | 16:40:28.612 | R. BELL | 1:41.144 | 3:49.306 | | | | | | | | | | | | | | |
| 4 | 17:42:08.398 | R. BELL | 17:43:29.302 | O. MILLROY | 1:20.904 | 5:10.210 | | | | | | | | | | | | | | |
| 30 | Duqueine Team Oreca 07 - Gibson | | | | | | LMP2 | 55 | Proton Competition Oreca 07 - Gibson | LMP2 | 1 | 15:21:37.926 | P. HYETT | 15:23:32.129 | P. HYETT | 1:54.203 | 1:54.203 | | | |
| 1 | 15:41:12.132 | J. FALB | 15:42:18.684 | J. FALB | 1:06.552 | 1:06.552 | 2 | | | | 15:50:23.608 | P. HYETT | 15:50:45.309 | P. HYETT | 21.701 | 2:15.904 | | | | |
| 2 | 16:33:51.444 | J. FALB | 16:35:44.575 | C. BENNETT | 1:53.131 | 2:59.683 | 3 | | | | 16:05:12.297 | P. HYETT | 16:07:06.644 | H. TINCKNELL | 1:54.347 | 4:10.251 | | | | |
| 3 | 16:39:02.938 | C. BENNETT | 16:40:45.433 | C. BENNETT | 1:42.495 | 4:42.178 | 4 | | | | 16:33:52.416 | H. TINCKNELL | 16:34:18.113 | H. TINCKNELL | 25.697 | 4:35.948 | | | | |
| 4 | 17:21:28.560 | C. BENNETT | 17:22:43.180 | C. BENNETT | 1:14.620 | 5:56.798 | 5 | | | | 16:38:11.414 | H. TINCKNELL | 16:38:33.217 | H. TINCKNELL | 21.803 | 4:57.751 | | | | |
| 5 | 17:47:11.960 | C. BENNETT | 17:48:35.024 | J. SIMMENAUER | 1:23.064 | 7:19.862 | 6 | | | | 17:01:46.196 | H. TINCKNELL | 17:02:52.767 | H. TINCKNELL | 1:06.571 | 6:04.322 | | | | |
| | | | | | | | 7 | | | | 17:40:55.922 | H. TINCKNELL | 17:42:37.343 | P. CHATIN | 1:41.421 | 7:45.743 | | | | |
| | | | | | | | 8 | | | | 17:44:36.550 | P. CHATIN | 17:44:58.377 | P. CHATIN | 21.827 | 8:07.570 | | | | |
| 33 | Herberth Motorsport Porsche 911 GT3 R | | | | | | GT | 58 | GG Classic Cars Ligier JS P320 - Nissan | LMP3 | 1 | 16:00:56.372 | G. NAKAS | 16:02:38.878 | G. NAKAS | 1:42.506 | 1:42.506 | | | |
| 1 | 15:54:49.812 | A. AU | 15:56:30.334 | A. AU | 1:40.522 | 1:40.522 | 2 | | | | 16:34:47.001 | G. NAKAS | 16:35:14.755 | G. NAKAS | 27.754 | 2:10.260 | | | | |
| 2 | 16:08:37.664 | A. AU | 16:09:07.735 | A. AU | 30.071 | 2:10.593 | 3 | | | | 16:38:54.807 | G. NAKAS | 16:39:17.298 | G. NAKAS | 22.491 | 2:32.751 | | | | |
| 3 | 16:34:56.553 | A. AU | 16:35:18.850 | A. AU | 22.297 | 2:32.890 | 4 | | | | 17:06:32.117 | G. NAKAS | 17:08:14.315 | F. ROSS | 1:42.198 | 4:14.949 | | | | |
| 4 | 16:39:00.707 | A. AU | 16:40:41.328 | L. HEINRICH | 1:40.621 | 4:13.511 | 5 | | | | 18:41:47.040 | F. ROSS | 18:42:38.336 | F. ROSS | 51.296 | 5:06.245 | | | | |
| 34 | Nielsen Racing Oreca 07 - Gibson | | | | | | LMP2 | 65 | Viper Niza Racing Ligier JS P320 - Nissan | LMP3 | 1 | 15:58:36.434 | D. ANG | 16:00:19.888 | D. KHOO | 1:43.454 | 1:43.454 | | | |
| 1 | 15:23:58.936 | B. McDONALD | 15:24:53.623 | B. McDONALD | 54.687 | 54.687 | 2 | | | | 16:34:44.875 | D. KHOO | 16:35:12.418 | D. KHOO | 27.543 | 2:10.997 | | | | |
| 2 | 16:03:20.310 | B. McDONALD | 16:05:02.154 | P. LIDDY | 1:41.844 | 2:36.531 | 3 | | | | 16:38:51.775 | D. KHOO | 16:39:14.359 | D. KHOO | 22.584 | 2:33.581 | | | | |
| 3 | 16:33:48.300 | P. LIDDY | 16:34:13.344 | P. LIDDY | 25.044 | 3:01.575 | 4 | | | | 17:11:18.164 | D. KHOO | 18:56:56.898 | D. ANG | 1:45:38.734 | 1:48:12.315 | | | | |



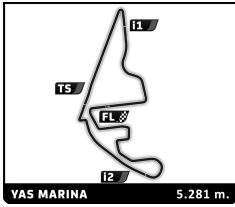


Asian Le Mans Series 4 Hours of Abu Dhabi Race 1

Pit Stop Analysis

| No | In Time | In Driver | Out Time | Out Driver | Pit Time | T. Pit Time | No | In Time | In Driver | Out Time | Out Driver | Pit Time | T. Pit Time | |
|-----------|--|---------------|--------------|---------------|-----------|-------------|-----------|--|------------------------------------|----------------------|----------------------|-----------|-------------|----------|
| 5 | 18:59:14.443 | D. ANG | 18:59:36.528 | D. ANG | 22.085 | 1:48:34.400 | | | | | | | | |
| 66 | Attempto Racing Audi R8 LMS GT3 EVO II GT | | | | | | | 84 | EBM Porsche 911 GT3 R GT | | | | | |
| 1 | 15:53:11.434 | A. MUKOVOZ | 15:54:55.668 | A. MUKOVOZ | 1:44.234 | 1:44.234 | 1 | 16:00:19.398 | A. D'SILVA | 16:02:04.870 | K. LI | 1:45.472 | 1:45.472 | |
| 2 | 16:34:50.509 | A. MUKOVOZ | 16:35:15.565 | A. MUKOVOZ | 25.056 | 2:09.290 | 2 | 16:34:28.496 | K. LI | 16:34:57.993 | K. LI | 29.497 | 2:14.969 | |
| 3 | 16:38:56.306 | A. MUKOVOZ | 16:39:20.158 | A. MUKOVOZ | 23.852 | 2:33.142 | 3 | 16:38:41.541 | K. LI | 16:39:04.122 | K. LI | 22.581 | 2:37.550 | |
| 4 | 16:42:24.858 | A. MUKOVOZ | 16:44:07.394 | D. PEREIRA | 1:42.536 | 4:15.678 | 4 | 17:20:38.327 | K. LI | 17:22:21.878 | A. D'SILVA | 1:43.551 | 4:21.101 | |
| 5 | 17:43:30.865 | D. PEREIRA | 17:43:52.250 | D. PEREIRA | 21.385 | 4:37.063 | 5 | 18:34:34.838 | A. D'SILVA | 18:35:27.091 | E. BAMBER | 52.253 | 5:13.354 | |
| 6 | 17:47:51.581 | D. PEREIRA | 17:48:24.007 | D. PEREIRA | 32.426 | 5:09.489 | 86 | GR Racing Ferrari 296 GT3 GT | | | | | | |
| 7 | 18:36:18.790 | D. PEREIRA | 18:37:21.764 | A. AKA | 1:02.974 | 6:12.463 | 1 | 16:03:19.000 | M. WAINWRIGHT | 16:05:00.521 | B. BARKER | 1:41.521 | 1:41.521 | |
| 69 | Optimum Motorsport McLaren 720S GT3 GT | | | | | | | 2 | 16:34:51.362 | B. BARKER | 16:35:16.506 | B. BARKER | 25.144 | 2:06.665 |
| 1 | 15:56:18.022 | J. COTTINGHAM | 15:57:58.942 | J. COTTINGHAM | 1:40.920 | 1:40.920 | 3 | 16:38:57.788 | B. BARKER | 16:40:38.744 | M. WAINWRIGHT | 1:40.956 | 3:47.621 | |
| 2 | 16:34:09.251 | J. COTTINGHAM | 16:34:35.869 | J. COTTINGHAM | 26.618 | 2:07.538 | 4 | 17:08:30.764 | M. WAINWRIGHT | 17:09:35.013 | R. PERA | 1:04.249 | 4:51.870 | |
| 3 | 16:38:26.018 | J. COTTINGHAM | 16:40:06.852 | T. GAMBLE | 1:40.834 | 3:48.372 | 88 | Triple Eight Mercedes-AMG GT3 EVO GT | | | | | | |
| 4 | 17:41:53.394 | T. GAMBLE | 17:43:20.734 | S. DE HAAN | 1:27.340 | 5:15.712 | 1 | 16:04:13.421 | H. RAHMAN IRRAHIM | 16:05:54.514 | H. RAHMAN IRRAHIM | 1:41.093 | 1:41.093 | |
| 75 | Team Motopark Mercedes-AMG GT3 EVO GT | | | | | | | 2 | 16:34:17.618 | H. RAHMAN IRRAHIM | 16:35:58.339 | L. STOLZ | 1:40.721 | 3:21.814 |
| 1 | 16:03:16.972 | M. STROMSTEDT | 16:04:58.721 | H. NEUMANN | 1:41.749 | 1:41.749 | 3 | 16:39:04.922 | L. STOLZ | 16:39:27.475 | L. STOLZ | 22.553 | 3:44.367 | |
| 2 | 16:34:02.816 | H. NEUMANN | 16:34:29.284 | H. NEUMANN | 26.468 | 2:08.217 | 4 | 17:39:47.275 | L. STOLZ | 17:41:13.443 | J. LOVE | 1:26.168 | 5:10.535 | |
| 3 | 16:38:20.318 | H. NEUMANN | 16:38:42.328 | H. NEUMANN | 22.010 | 2:30.227 | 90 | TF Sport Oreca 07 - Gibson LMP2 | | | | | | |
| 4 | 16:52:34.557 | H. NEUMANN | 16:54:16.004 | L. DUNNER | 1:41.447 | 4:11.674 | 1 | 15:16:04.034 | S. YOLUC | 15:16:25.750 | S. YOLUC | 21.716 | 21.716 | |
| 5 | 17:36:43.229 | L. DUNNER | 17:37:04.851 | L. DUNNER | 21.622 | 4:33.296 | 2 | 15:39:17.241 | S. YOLUC | 15:40:24.421 | S. YOLUC | 1:07.180 | 1:28.896 | |
| 6 | 18:36:21.204 | L. DUNNER | 18:37:17.519 | L. DUNNER | 56.315 | 5:29.611 | 3 | 16:33:46.991 | S. YOLUC | 16:34:09.860 | S. YOLUC | 22.869 | 1:51.765 | |
| 77 | D'Station Racing Aston Martin Vantage AMR GT3 GT | | | | | | | 4 | 16:38:05.989 | S. YOLUC | 16:39:54.069 | M. DINAN | 1:48.080 | 3:39.845 |
| 1 | 15:20:19.693 | S. HOSHINO | 15:36:11.126 | S. HOSHINO | 15:51.433 | 15:51.433 | 5 | 17:17:41.307 | M. DINAN | 17:18:42.755 | M. DINAN | 1:01.448 | 4:41.293 | |
| 2 | 16:34:13.937 | S. HOSHINO | 16:34:40.547 | S. HOSHINO | 26.610 | 16:18.043 | 6 | 17:45:04.667 | M. DINAN | 17:46:44.926 | C. EASTWOOD | 1:40.259 | 6:21.552 | |
| 3 | 16:38:30.367 | S. HOSHINO | 16:40:16.488 | S. HOSHINO | 1:46.121 | 18:04.164 | 91 | Pure Rxcing Porsche 911 GT3 R GT | | | | | | |
| 4 | 16:56:44.127 | S. HOSHINO | 16:58:18.422 | T. FUJII | 1:34.295 | 19:38.459 | 1 | 16:03:54.110 | A. MALYKHIN | 16:05:35.367 | A. MALYKHIN | 1:41.257 | 1:41.257 | |
| 5 | 18:36:25.821 | T. FUJII | 18:37:29.466 | C. STEVENSON | 1:03.645 | 20:42.104 | 93 | Project 1 BMW M4 GT3 GT | | | | | | |
| 82 | AF Corse Ferrari 296 GT3 GT | | | | | | | 1 | 16:04:24.409 | D. LEUNG | 16:06:05.899 | D. LEUNG | 1:41.490 | 1:41.490 |
| 1 | 15:59:51.906 | C. SAMANI | 16:01:38.931 | C. SAMANI | 1:47.025 | 1:47.025 | 2 | 16:34:24.288 | D. LEUNG | 16:34:53.762 | D. LEUNG | 29.474 | 2:10.964 | |
| 2 | 16:34:16.332 | C. SAMANI | 16:34:42.747 | C. SAMANI | 26.415 | 2:13.440 | 3 | 16:38:37.805 | D. LEUNG | 16:39:02.300 | D. LEUNG | 24.495 | 2:35.459 | |
| 3 | 16:38:32.841 | C. SAMANI | 16:38:55.371 | C. SAMANI | 22.530 | 2:35.970 | 4 | 16:52:35.731 | D. LEUNG | 16:54:16.990 | C. BOGLE | 1:41.259 | 4:16.718 | |
| 4 | 16:55:11.062 | C. SAMANI | 16:56:52.538 | E. COLLARD | 1:41.476 | 4:17.446 | 5 | 18:36:20.582 | C. BOGLE | 18:37:09.718 | D. HARPER | 49.136 | 5:05.854 | |
| 5 | 18:38:20.093 | E. COLLARD | 18:40:00.906 | K. COZZOLINO | 1:40.813 | 5:58.259 | 95 | TF Sport Aston Martin Vantage AMR GT3 GT | | | | | | |
| 6 | 18:42:10.578 | K. COZZOLINO | 18:42:32.259 | K. COZZOLINO | 21.681 | 6:19.940 | 1 | 15:57:43.285 | J. HARTSHORNE | 15:58:31.889 | J. HARTSHORNE | 48.604 | 48.604 | |
| 83 | AF Corse Oreca 07 - Gibson LMP2 | | | | | | | 2 | 16:34:48.327 | J. HARTSHORNE | 16:36:31.870 | J. ADAM | 1:43.543 | 2:32.147 |
| 1 | 15:39:16.036 | F. PERRODO | 15:40:18.709 | F. PERRODO | 1:02.673 | 1:02.673 | 3 | 16:39:06.448 | J. ADAM | 16:40:50.370 | J. ADAM | 1:43.922 | 4:16.069 | |
| 2 | 16:17:39.381 | F. PERRODO | 16:19:20.793 | A. ROVERA | 1:41.412 | 2:44.085 | 4 | 17:42:18.529 | J. ADAM | 17:43:50.098 | B. TUCK | 1:31.569 | 5:47.638 | |
| 3 | 16:34:12.568 | A. ROVERA | 16:35:53.647 | A. ROVERA | 1:41.079 | 4:25.164 | 5 | 18:42:00.000 | B. TUCK | 18:42:36.995 | B. TUCK | 36.995 | 6:24.633 | |
| 4 | 16:39:03.754 | A. ROVERA | 16:39:55.502 | A. ROVERA | 51.748 | 5:16.912 | 98 | Dragon Racing Ferrari 296 GT3 GT | | | | | | |
| 5 | 17:17:28.973 | A. ROVERA | 17:18:25.327 | A. ROVERA | 56.354 | 6:13.266 | 1 | 15:58:37.561 | M. PULCINI | 16:00:21.886 | M. PULCINI | 1:44.325 | 1:44.325 | |
| 6 | 18:35:51.877 | A. ROVERA | 18:36:58.542 | M. VAXIVIERE | 1:06.665 | 7:19.931 | 2 | 16:34:34.246 | M. PULCINI | 16:35:02.892 | M. PULCINI | 28.646 | 2:12.971 | |





Asian Le Mans Series

4 Hours of Abu Dhabi

Race 1

Pit Stop Analysis

| No | In Time | In Driver | Out Time | Out Driver | Pit Time | T. Pit Time | No | In Time | In Driver | Out Time | Out Driver | Pit Time | T. Pit Time | |
|-----------|-------------------|--------------|--------------|----------------|----------|-------------|------|---------|-----------|----------|------------|----------|-------------|--|
| 3 | 16:38:45.388 | M. PULCINI | 16:39:06.939 | M. PULCINI | 21.551 | 2:34.522 | | | | | | | | |
| 4 | 16:42:19.786 | M. PULCINI | 16:43:35.816 | R. ANDRADE | 1:16.030 | 3:50.552 | | | | | | | | |
| 5 | 17:41:31.711 | R. ANDRADE | 17:41:53.254 | R. ANDRADE | 21.543 | 4:12.095 | | | | | | | | |
| 6 | 18:36:16.682 | R. ANDRADE | 18:38:03.078 | N. MARINANGELI | 1:46.396 | 5:58.491 | | | | | | | | |
| 99 | 99 Racing | | | | | | | | | | | | | |
| | Oreca 07 - Gibson | | | | | | LMP2 | | | | | | | |
| 1 | 15:32:39.798 | A. AL HARTHY | 15:33:01.502 | A. AL HARTHY | 21.704 | 21.704 | | | | | | | | |
| 2 | 15:44:22.227 | A. AL HARTHY | 15:45:31.321 | A. AL HARTHY | 1:09.094 | 1:30.798 | | | | | | | | |

