

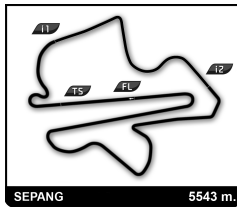
Asian Le Mans Series

Private Test

Private Test Session 1

Sector Analysis

Lap under Red Flag											Invalidated Lap	Personal Best	Session Best	B Crossing the pit lane	
Lap	D	Time	Sector 1	Sector 2	Sector 3	T. Spd	Elapsed	Lap	D	Time	Sector 1	Sector 2	Sector 3	T. Spd	Elapsed
2		Climax Racing		Mercedes-AMG GT3 EVO											
		1. Bihuang ZHOU		GT											
		2. Elias SEPPANEN		3. Ralf ARON											
1	3	2:51.125	59.506	32.441	1:19.178		2:51.125	32	2	1:55.390	25.434	24.842	1:05.114	268.7	1:28:18.235
2	3	2:08.187	27.848	28.567	1:11.772	233.8	4:59.312	33	2	1:53.456	25.348	24.600	1:03.508	268.0	1:30:11.691
3	3	2:05.545	27.036	27.678	1:10.831	235.8	7:04.857	34	2	2:05.096 B	25.646	25.123	1:14.327	267.3	1:32:16.787
4	3	2:06.294	26.831	27.691	1:11.772	236.8	9:11.151	35	3	4:38.502	3:02.773	27.682	1:08.047		1:36:55.289
5	3	2:06.313	26.946	27.731	1:11.636	237.4	11:17.464	36	3	1:58.626	26.032	25.501	1:07.093	264.7	1:38:53.915
6	3	2:06.457	27.069	27.781	1:11.607	235.3	13:23.921	37	3	3:14.950 B	25.600	26.210	2:23.140	265.4	1:42:08.865
7	3	2:12.254 B	27.103	28.006	1:17.145	234.3	15:36.175	38	1	5:57.544	4:18.621	27.638	1:11.285		1:48:06.409
8	3	2:52.644	2:06.547	29.511	1:16.586		19:28.819	39	1	2:00.468	26.128	26.189	1:08.151	263.4	1:50:06.877
9	3	2:10.286	27.912	28.572	1:13.802	234.3	21:39.105	40	1	2:03.109	26.422	27.669	1:09.018	265.4	1:52:09.986
10	3	2:10.107	27.546	28.616	1:13.945	233.8	23:49.212	41	1	2:00.959	25.980	27.467	1:07.512	262.8	1:54:10.945
11	3	2:50.645 B	27.532	33.781	1:49.332	234.8	26:39.857	42	1	3:00.920 B	26.043	25.944	2:08.933	264.7	1:57:11.865
12	1	:21:02.631	...	33.291	1:15.689		1:47:42.488								
13	1	2:10.631	28.133	28.783	1:13.715	232.3	1:49:53.119								
14	1	2:08.311	27.475	28.342	1:12.494	235.8	1:52:01.430								
15	1	2:07.739	27.484	28.349	1:11.906	234.8	1:54:09.169								
16	1	3:48.486 B	29.505	39.072	2:39.909	234.8	1:57:57.655								
3		DKR Engineering		Oreca 07 - Gibson											
		1. Georgios KOLOVOS		LMP2											
		2. Laurents HÖRR		3. Job VAN UITERT											
1	2	2:27.977 B	41.608	28.358	1:18.011		2:27.977	1	3	2:46.808	52.326	32.822	1:21.660		2:46.808
2	2	11:04.587	9:30.689	25.922	1:07.976		13:32.564	2	3	2:26.945 B	29.193	30.422	1:27.330	217.7	5:13.753
3	2	1:58.387	25.911	25.513	1:06.963	262.1	15:30.951	3	3	4:01.293	2:10.101	30.825	1:20.367		9:15.046
4	2	1:56.938	25.512	25.328	1:06.098	264.7	17:27.889	4	3	2:20.225	28.552	28.671	1:23.002	215.6	11:35.271
5	2	1:56.282	25.324	25.057	1:05.901	266.0	19:24.171	5	3	2:19.303	29.102	29.120	1:21.081	217.7	13:54.574
6	2	1:55.261	25.194	24.881	1:05.186	265.4	21:19.432	6	3	2:28.996	28.664	28.137	1:32.195	237.9	16:23.570
7	2	1:54.844	25.538	24.868	1:04.438	263.4	23:14.276	7	3	2:23.891 B	27.234	33.871	1:22.786	238.9	18:47.461
8	2	2:02.066 B	25.454	24.899	1:11.713	264.7	25:16.342	8	2	8:11.171	6:26.684	28.021	1:16.466		26:58.632
9	1	4:31.214	2:53.360	27.476	1:10.378		29:47.556	9	2	2:07.255	27.267	27.478	1:12.510	237.9	29:05.887
10	1	2:05.011	27.229	26.792	1:10.990	261.5	31:52.567	10	2	2:06.957	27.216	27.550	1:12.191	238.4	31:12.844
11	1	2:03.531	27.249	26.213	1:10.069	261.5	33:56.098	11	2	2:05.824	26.903	27.160	1:11.761	238.4	33:18.668
12	1	2:01.253	26.456	26.227	1:08.570	262.8	35:57.351	12	2	2:44.089 B	27.355	29.877	1:46.857	237.4	36:02.757
13	1	2:05.819	26.173	27.915	1:11.731	262.1	38:03.170	13	3	29:14.459	...	30.030	1:16.688		1:05:17.216
14	1	2:02.738	26.317	27.395	1:09.026	262.8	40:05.908	14	3	2:11.747	28.728	29.104	1:13.915	236.8	1:07:28.963
15	1	2:02.909	26.430	26.543	1:09.936	264.7	42:08.817	15	3	2:22.056 B	27.915	28.000	1:26.141	236.3	1:09:51.019
16	1	2:01.998	26.542	26.290	1:09.166	262.8	44:10.815	16	3	17:27.946	...	28.649	1:14.206		1:27:18.965
17	1	2:11.975 B	26.502	26.944	1:18.529	262.8	46:22.790	17	3	2:08.496	27.349	27.953	1:13.194	237.9	1:29:27.461
18	3	4:56.187	3:20.915	26.962	1:08.310		51:18.977	18	3	2:08.420	27.637	27.799	1:12.984	237.4	1:31:35.881
19	3	1:59.870	26.301	25.821	1:07.748	261.5	53:18.847	19	3	2:18.290 B	27.786	28.428	1:22.076	238.4	1:33:54.171
20	3	1:59.894	26.294	26.322	1:07.278	264.1	55:18.741								
21	3	1:59.464	25.834	26.262	1:07.368	262.8	57:18.205								
22	3	2:00.414	25.982	25.909	1:08.523	264.7	59:18.619								
23	3	2:00.133	25.946	26.510	1:07.677	265.4	1:01:18.752								
24	3	2:07.711 B	25.986	26.628	1:15.097	267.3	1:03:26.463								
25	2	6:36.540	5:05.055	26.360	1:05.125		1:10:03.003								
26	2	1:57.959	26.305	25.578	1:06.076	264.7	1:12:00.962								
27	2	1:56.049	25.066	25.841	1:05.142	266.0	1:13:57.011								
28	2	3:44.242 B	25.914	53.305	2:25.023	266.0	1:17:41.253								
29	2	4:50.090	2:49.890	25.350	1:34.850		1:22:31.343								
30	2	1:55.219	25.041	25.479	1:04.699	263.4	1:24:26.562								
31	2	1:56.283	24.992	24.941	1:06.350	267.3	1:26:22.845								
7		Graff Racing		Ligier JS P320 - Nissan											
		1. Danial FROST		LMP3											
		2. James WINSLOW		3. Alexander BUKHANTSOV											
1	3	2:46.808	52.326	32.822	1:21.660		2:46.808								
2	3	2:26.945 B	29.193	30.422	1:27.330	217.7	5:13.753								
3	3	4:01.293	2:10.101	30.825	1:20.367		9:15.046								
4	3	2:20.225	28.552	28.671	1:23.002	215.6	11:35.271								
5	3	2:19.303	29.102	29.120	1:21.081	217.7	13:54.574								
6	3	2:28.996	28.664	28.137	1:32.195	237.9	16:23.570								
7	3	2:23.891 B	27.234	33.871	1:22.786	238.9	18:47.461								
8	2	8:11.171	6:26.684	28.021	1:16.466		26:58.632								
9	2	2:07.255	27.267	27.478	1:12.510	237.9	29:05.887								
10	2	2:06.957	27.216	27.550	1:12.191	238.4	31:12.844								
11	2	2:05.824	26.903	27.160	1:11.761	238.4	33:18.668								
12	2	2:44.089 B	27.355	29.877	1:46.857	237.4	36:02.757								
13	3	29:14.459	...	30.030	1:16.688		1:05:17.216								
14	3	2:11.747	28.728	29.104	1:13.915	236.8	1:07:28.963								
15	3	2:22.056 B	27.915	28.000	1:26.141	236.3	1:09:51.019								
16	3	17:27.946	...	28.649	1:14.206		1:27:18.965								
17	3	2:08.496	27.349	27.953	1:13.194	237.9	1:29:27.461								
18	3	2:08.420	27.637	27.799	1:12.984	237.4	1:31:35.881								
19	3	2:18.290 B	27.786	28.428	1:22.076	238.4	1:33:54.171								
9		GetSpeed		Mercedes-AMG GT3 EVO											
		1. Anthony BARTONE		GT											
		2. Steve JANS		3. Fabian SCHILLER											
1	3	3:45.488	1:27.421	40.486	1:37.581		3:45.488								
2	3	2:50.954	34.741	35.622	1:40.591	172.8	6:36.442								
3	3	2:42.716	34.110	35.764	1:32.842	177.6	9:19.158								
4	3	2:39.721	36.805	33.003	1:29.913	175.3	11:58.879								
5	3	2:34.192	33.620	32.825	1:27.747	187.5	14:33.071								
6	3	2:24.085	30.862	31.497	1:21.726	226.4	16:57.156								
7	3	2:24.798 B	29.244	30.971	1:24.583	230.8	19:21.954								
8	3	24:06.492	...	33.070	1:19.018		43:28.446								
9	3	2:20.768 B	28.868	29.684	1:22.216	231.8	45:49.214								
10	3	29:48.695 B	...	44.138	2:11.617		1:15:37.909								
11	3	6:28.118 B	4:33.882	29.887	1:24.349		1:22:06.027								
12	3	26:39.872	...	28.853	1:15.130		1:48:45.899								
13	3	2:07.999	27.389	28.195	1:12.415</										

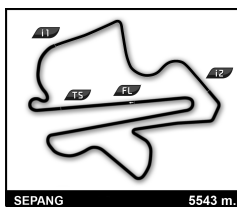


Asian Le Mans Series Private Test Private Test Session 1

Sector Analysis

Lap under Red Flag											Invalidated Lap	Personal Best	Session Best	B Crossing the pit lane	
Lap	D	Time	Sector 1	Sector 2	Sector 3	T. Spd	Elapsed	Lap	D	Time	Sector 1	Sector 2	Sector 3	T. Spd	Elapsed
10	Manthey		3. Joel STURM		Porsche 911 GT3 R GT										
		1. Antares AU		2. Klaus BACHLER											
1	2	2:59.527 B	1:03.697	34.070	1:21.760		2:59.527	4	3	1:55.744	25.496	25.240	1:05.008	262.8	14:55.152
2	2	4:44.217	3:03.540	28.656	1:12.021		7:43.744	5	3	2:02.788 B	25.566	25.589	1:11.633	264.1	16:57.940
3	2	2:05.682	27.061	27.846	1:10.775	234.3	9:49.426	6	3	6:14.484	4:42.694	25.390	1:06.400		23:12.424
4	2	2:05.384	26.967	27.737	1:10.680	235.3	11:54.810	7	3	1:54.601	25.348	24.722	1:04.531	263.4	25:07.025
5	2	2:05.969	27.016	28.015	1:10.938	234.3	14:00.779	8	3	1:56.494	25.329	24.960	1:06.205	264.7	27:03.519
6	2	2:06.666	27.196	28.102	1:11.368	233.8	16:07.445	9	3	1:56.077	25.356	24.901	1:05.820	263.4	28:59.596
7	2	2:06.742	27.249	27.908	1:11.585	235.3	18:14.187	10	3	2:02.736	25.157	25.168	1:12.411	264.1	31:02.332
8	2	2:07.657	27.509	28.284	1:11.864	235.3	20:21.844	11	3	2:02.740 B	25.515	24.922	1:12.303	263.4	33:05.072
9	2	2:07.403	27.301	28.181	1:11.921	234.3	22:29.247	12	3	10:03.337	8:28.601	26.230	1:08.506		43:08.409
10	2	2:13.162 B	27.309	28.439	1:17.414	233.3	24:42.409	13	3	1:55.563	25.322	24.855	1:05.386	262.8	45:00.972
11	1	2:52.650	2:09.553	28.766	1:14.331		28:35.059	14	3	1:56.290	25.101	24.891	1:06.298	262.8	47:00.262
12	1	2:11.041	27.717	29.004	1:14.323	235.3	30:46.100	15	3	1:55.394	25.388	25.036	1:04.970	266.7	48:55.656
13	1	2:10.233	27.575	28.413	1:14.245	235.8	32:56.333	16	3	2:02.976 B	25.580	25.757	1:11.639	264.1	50:58.632
14	1	2:10.670	28.357	28.715	1:13.598	229.8	35:07.003	17	1	7:09.715	5:29.853	28.503	1:11.359		58:08.347
15	1	2:10.056	27.594	28.692	1:13.770	234.8	37:17.059	18	1	2:05.328	27.204	27.253	1:10.871	260.2	1:00:13.675
16	1	2:09.958	27.649	28.639	1:13.670	234.3	39:27.017	19	1	2:04.429	26.629	27.275	1:10.525	262.8	1:02:18.104
17	1	2:09.584	27.623	28.642	1:13.319	235.3	41:36.601	20	1	2:03.343	26.008	26.304	1:11.031	264.1	1:04:21.447
18	1	2:09.961	27.600	28.715	1:13.646	233.8	43:46.562	21	1	2:01.647	25.886	27.454	1:08.307	264.1	1:06:23.094
19	1	2:09.943	27.808	28.653	1:13.482	234.3	45:56.505	22	1	2:00.847	26.040	26.275	1:08.532	262.1	1:08:23.941
20	1	2:11.508	28.974	28.850	1:13.684	234.8	48:08.013	23	1	2:13.115 B	26.144	26.163	1:20.808	263.4	1:10:37.056
21	1	2:10.246	27.861	28.971	1:13.414	235.8	50:18.259	24	1	12:48.415	...	28.472	1:10.870		1:23:25.471
22	1	2:09.982	27.614	28.688	1:13.680	234.3	52:28.241	25	1	2:00.700	25.934	25.958	1:08.808	259.0	1:25:26.171
23	1	2:12.002	27.621	29.516	1:14.865	237.4	54:40.243	26	1	1:59.659	25.605	26.310	1:07.744	260.9	1:27:25.830
24	1	2:21.053 B	28.759	30.043	1:22.251	235.8	57:01.296	27	1	1:58.137	25.611	25.637	1:06.889	260.9	1:29:23.967
25	3	2:43.625	2:00.571	29.204	1:13.850		1:00:44.921	28	1	1:56.970	25.462	25.342	1:06.166	260.2	1:31:20.937
26	3	2:09.631	27.683	28.887	1:13.061	236.8	1:02:54.552	29	1	1:59.244	25.470	25.573	1:08.201	261.5	1:33:20.181
27	3	2:10.606	27.859	29.006	1:13.741	237.9	1:05:05.158	30	1	1:57.317	25.594	25.383	1:06.340	262.8	1:35:17.498
28	3	2:09.864	27.793	28.830	1:13.241	236.3	1:07:15.022	31	1	2:00.004	25.513	25.257	1:09.234	261.5	1:37:17.502
29	3	2:10.007	27.718	28.835	1:13.454	236.8	1:09:25.029	32	1	1:57.366	25.514	25.416	1:06.436	262.1	1:39:14.868
30	3	2:14.753 B	27.934	28.744	1:18.075	237.9	1:11:39.782	33	1	5:16.478 B	25.334	47.146	4:03.998	262.1	1:44:31.346
31	1	11:04.992	9:17.237	30.393	1:17.362		1:22:44.774	34	2	5:08.404	3:31.504	27.432	1:09.468		1:49:39.750
32	1	2:08.564	27.677	28.403	1:12.484	235.3	1:24:53.338	35	2	1:58.568	26.410	25.595	1:06.563	261.5	1:51:38.318
33	1	2:08.162	27.212	28.082	1:12.868	237.9	1:27:01.500	36	2	1:58.600	25.601	25.239	1:07.760	262.8	1:53:36.918
34	1	2:06.942	27.091	28.109	1:11.742	236.3	1:29:08.442	37	2	2:45.093 B	25.399	25.007	1:54.687	263.4	1:56:22.011
35	1	2:08.501	27.158	28.417	1:12.926	235.3	1:31:16.943								
36	1	2:07.394	26.921	28.363	1:12.110	237.9	1:33:24.337								
37	1	2:13.586 B	27.231	28.109	1:18.246	238.9	1:35:37.923								
38	3	4:14.753	2:27.716	28.738	1:18.299		1:39:52.676								
39	3	4:10.224 B	51.935	57.309	2:20.980	80.1	1:44:02.900								
40	3	4:33.134	2:48.312	28.962	1:15.860		1:48:36.034								
41	3	2:09.048	27.275	28.451	1:13.322	234.8	1:50:45.082								
42	3	2:08.614	27.407	28.480	1:12.727	235.3	1:52:53.696								
43	3	2:12.354	27.380	28.146	1:16.828	234.3	1:55:06.050								
44	3	4:10.723 B	51.868	57.532	2:21.323	79.4	1:59:16.773								
11	Proton Competition		3. Mathias BECHE		Oreca 07 - Gibson LMP2										
		1. Alexander MATTSCHULL		2. Jonas RIED											
1	3	2:39.155	1:01.014	28.652	1:09.489		2:39.155								
2	3	2:04.398 B	25.723	25.397	1:13.278	257.8	4:43.553								
3	3	8:15.855	6:43.034	25.522	1:07.299		12:59.408								
12	Car Collection Motorsport		3. Nico MENZEL		Porsche 911 GT3 R GT										
		1. Bashar MARDINI		2. James KELL											
1	3	4:29.851	2:19.869	35.427	1:34.555		4:29.851								
2	3	2:19.720	29.671	30.486	1:19.563	212.2	6:49.571								
3	3	2:06.343	27.068	28.194	1:11.081	237.9	8:55.914								
4	3	2:05.487	26.810	27.821	1:10.856	238.9	11:01.401								
5	3	2:06.426	26.904	28.202	1:11.320	238.9	13:07.827								
6	3	2:13.661 B	27.024	28.514	1:18.123	238.4	15:21.488								
7	3	3:34.292	1:53.233	28.672	1:12.387		18:55.780								
8	3	2:07.114	27.202	28.071	1:11.841	238.4	21:02.894								
9	3	2:13.439 B	27.449	28.117	1:17.873	237.9	23:16.333								
10	3	3:56.564	2:10.503	28.494	1:17.567		27:12.897								
11	3	2:08.043	27.358	28.371	1:12.314	240.5	29:20.940								
12	3	2:14.324 B	27.331	28.430	1:18.563	237.9	31:35.264								
13	1	3:47.817	1:59.987	29.866	1:17.964		35:23.081								
14	1	2:12.971	28.309	29.858	1:14.804	236.3	37:36.052								
15	1	2:12.756	28.010	29.215	1:15.531	234.8	39:48.808								
16	1	2:14.592	28.229	30.141	1:16.222	236.3	42:03.400								





Asian Le Mans Series Private Test Private Test Session 1

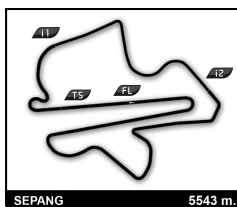
Sector Analysis

Lap under Red Flag											Invalidated Lap	Personal Best	Session Best	B Crossing the pit lane	
Lap	D	Time	Sector 1	Sector 2	Sector 3	T. Spd	Elapsed	Lap	D	Time	Sector 1	Sector 2	Sector 3	T. Spd	Elapsed
17	1	2:12.523	28.059	29.089	1:15.375	237.4	44:15.923	26	1	2:09.592	27.729	28.731	1:13.132	235.8	1:04:31.574
18	1	2:13.048	28.257	29.499	1:15.292	235.3	46:28.971	27	1	2:09.475	27.654	28.561	1:13.260	235.3	1:06:41.049
19	1	2:12.459	28.059	29.406	1:14.994	238.9	48:41.430	28	1	2:17.689 B	27.801	28.701	1:21.187	234.8	1:08:58.738
20	1	2:11.317	27.792	29.208	1:14.317	241.1	50:52.747	29	2	4:19.447	2:36.826	29.554	1:13.067		1:13:18.185
21	1	2:20.658 B	28.138	29.351	1:23.169	235.8	53:13.405	30	2	3:09.210 B	27.613	28.213	2:13.384	232.3	1:16:27.395
22	1	10:34.135	8:48.208	30.044	1:15.883		1:03:47.540	31	2	5:22.785	3:40.830	28.659	1:13.296		1:21:50.180
23	1	2:11.691	28.323	29.156	1:14.212	234.8	1:05:59.231	32	2	2:08.858	27.499	28.059	1:13.300	231.8	1:23:59.038
24	1	2:11.081	28.333	29.054	1:13.694	236.3	1:08:10.312	33	2	2:09.381	27.341	29.125	1:12.915	233.3	1:26:08.419
25	1	2:11.025	27.836	29.195	1:13.994	235.8	1:10:21.337	34	2	2:08.002	27.440	28.194	1:12.368	234.3	1:28:16.421
26	1	2:13.460	28.087	29.063	1:16.310	235.3	1:12:34.797	35	2	2:08.166	27.453	28.292	1:12.421	234.3	1:30:24.587
27	1	2:40.134 B	27.836	28.882	1:43.415	237.9	1:15:14.931	36	2	2:08.826	27.571	28.253	1:13.002	233.3	1:32:33.413
28	2	6:52.698	5:07.971	29.551	1:15.176		1:22:07.629	37	2	2:10.904	27.555	28.371	1:14.978	233.8	1:34:44.317
29	2	2:10.422	28.094	29.170	1:13.158	235.3	1:24:18.051	38	2	2:12.287	27.520	28.621	1:16.146	234.8	1:36:56.604
30	2	2:11.168	27.976	29.134	1:14.058	236.8	1:26:29.219	39	2	2:09.160	27.781	28.541	1:12.838	234.8	1:39:05.764
31	2	2:10.491	28.064	29.087	1:13.340	238.4	1:28:39.710	40	2	3:37.626 B	27.692	45.606	2:24.328	234.3	1:42:43.390
32	2	2:11.290	28.114	29.134	1:14.042	236.3	1:30:51.000	41	2	5:31.002	3:48.223	29.285	1:13.494		1:48:14.392
33	2	2:11.008	27.977	29.435	1:13.596	240.0	1:33:02.008	42	2	2:10.142	27.952	28.751	1:13.439	234.3	1:50:24.534
34	2	2:18.089 B	28.408	29.415	1:20.266	239.5	1:35:20.097	43	2	2:12.272	29.372	29.061	1:13.839	235.3	1:52:36.806
35	1	3:54.670	2:07.442	29.903	1:17.325		1:39:14.767	44	2	2:09.133	27.588	28.428	1:13.117	234.3	1:54:45.939
36	1	3:47.069 B	28.673	51.466	2:26.930	226.4	1:43:01.836	45	2	3:55.584 B	36.710	57.700	2:21.174	233.8	1:58:41.523
37	1	5:19.829	3:32.520	30.773	1:16.536		1:48:21.665								
38	1	2:13.913	28.042	29.999	1:15.872	235.8	1:50:35.578								
39	1	2:12.720	28.629	29.365	1:14.726	235.8	1:52:48.298								
40	1	2:12.905	28.069	29.492	1:15.344	235.8	1:55:01.203								
41	1	4:14.388 B	50.830	58.402	2:25.156	79.7	1:59:15.591								

14 Climax Racing		3. Lucas AUER		Mercedes-AMG GT3 EVO			
1. Lu WEI				GT			
2. Ling KANG							
1	3	2:49.190	1:03.033	29.796	1:16.361	2:49.190	
2	3	2:06.435	27.321	28.167	1:10.947	235.8	4:55.625
3	3	2:05.531	27.240	27.517	1:10.774	237.9	7:01.156
4	3	2:06.832	26.933	27.620	1:12.279	238.4	9:07.988
5	3	2:06.037	27.136	27.589	1:11.312	238.9	11:14.025
6	3	2:12.314 B	27.100	27.703	1:17.511	237.4	13:26.339
7	3	5:09.636	3:29.123	28.490	1:12.023		18:35.975
8	3	2:08.708	26.943	27.956	1:13.809	238.4	20:44.683
9	3	2:07.359	27.287	28.213	1:11.859	236.8	22:52.042
10	3	2:06.829	27.150	27.941	1:11.738	235.8	24:58.871
11	3	2:08.328	27.418	28.006	1:12.904	237.9	27:07.199
12	3	2:14.547 B	27.393	28.150	1:19.004	238.4	29:21.746
13	2	4:13.787	2:29.950	29.378	1:14.459		33:35.533
14	2	2:09.128	27.633	28.858	1:12.637	234.3	35:44.661
15	2	2:08.550	27.408	28.147	1:12.995	234.8	37:53.211
16	2	2:08.268	27.304	28.329	1:12.635	235.3	40:01.479
17	2	2:08.289	27.499	28.172	1:12.618	235.3	42:09.768
18	2	2:07.863	27.395	28.278	1:12.190	236.8	44:17.631
19	2	2:08.743	27.410	28.593	1:12.740	235.8	46:26.374
20	2	2:16.064 B	27.313	28.251	1:20.500	236.3	48:42.438
21	1	4:54.291	3:11.037	28.886	1:14.368		53:36.729
22	1	2:10.701	27.718	28.766	1:14.217	235.8	55:47.430
23	1	2:11.009	27.807	29.520	1:13.682	233.3	57:58.439
24	1	2:12.774	28.058	29.210	1:15.506	234.8	1:00:11.213
25	1	2:10.769	27.782	28.648	1:14.339	235.3	1:02:21.982

15 RLR M Sport		3. James DAYSON		Ligier JS P320 - Nissan			
1. Nick ADCOCK				LMP3			
2. Ian AGUILERA							
1	1	3:02.811	1:14.751	31.898	1:16.162	3:02.811	
2	1	2:10.395	28.604	28.264	1:13.527	239.5	5:13.206
3	1	2:08.418	27.696	27.810	1:12.912	242.2	7:21.624
4	1	2:08.238	28.035	28.188	1:12.015	245.5	9:29.862
5	1	2:17.353 B	27.569	27.778	1:22.006	244.9	11:47.215
6	1	20:23.227	...	29.632	1:17.744		32:10.442
7	1	2:10.670	28.679	28.334	1:13.657	235.8	34:21.112
8	1	2:11.423	28.482	28.118	1:14.823	238.9	36:32.535
9	1	2:10.037	27.626	27.924	1:14.487	238.4	38:42.572
10	1	2:08.253	27.700	28.321	1:12.232	242.7	40:50.825
11	1	2:06.312	27.238	27.524	1:11.550	242.7	42:57.137
12	1	2:08.861	27.319	27.729	1:13.813	243.2	45:05.998
13	1	2:07.310	27.016	28.434	1:11.860	243.8	47:13.308
14	1	2:22.849 B	27.409	28.965	1:26.475	244.9	49:36.157
15	2	4:39.978 B	2:45.096	30.808	1:24.074		54:16.135
16	2	7:20.483	5:39.802	28.082	1:12.599		1:01:36.618
17	2	2:06.339	27.431	27.476	1:11.432	243.2	1:03:42.957
18	2	2:05.857	27.280	27.638	1:10.939	243.2	1:05:48.814
19	2	2:04.732	27.242	27.168	1:10.322	243.8	1:07:53.546
20	2	2:06.069	27.217	27.632	1:11.220	244.3	1:09:59.615
21	2	2:05.564	27.260	27.492	1:10.812	242.2	1:12:05.179
22	2	2:07.299	27.306	27.705	1:12.288	243.2	1:14:12.478
23	2	3:56.348 B	36.129	58.105	2:22.114	244.9	1:18:08.826
24	3	5:47.310	3:55.649	32.091	1:19.570		1:23:56.136
25	3	2:16.852	29.069	30.793	1:16.990	237.4	1:26:12.988
26	3	2:13.406	29.045	29.272	1:15.089	240.5	1:28:26.394
27	3	2:14.846	29.747	29.347	1:15.752	242.2	1:30:41.240
28	3	2:13.207	28.209	30.257	1:14.741	241.1	1:32:54.447
29	3	2:12.073	27.792	28.821	1:15.460	241.6	1:35:06.520
30	3	2:10.898	27.960	28.765	1:14.173	242.7	1:37:17.418



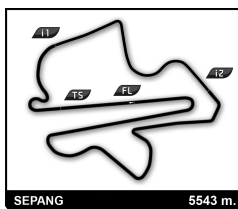


Asian Le Mans Series Private Test Private Test Session 1

Sector Analysis

Lap under Red Flag												Invalidated Lap		Personal Best		Session Best		B Crossing the pit lane	
Lap	D	Time	Sector 1	Sector 2	Sector 3	T. Spd	Elapsed	Lap	D	Time	Sector 1	Sector 2	Sector 3	T. Spd	Elapsed				
31	3	2:09.747	27.804	28.489	1:13.454	241.6	1:39:27.165	5	3	9:56.127	8:01.196	34.140	1:20.791		44:42.987				
32	3	4:01.804B	36.435	58.992	2:26.377	244.3	1:43:28.969	6	3	2:20.278	31.059	30.644	1:18.575	178.5	47:03.265				
33	1	4:42.654	2:59.500	29.550	1:13.604		1:48:11.623	7	3	2:25.646	30.122	29.370	1:26.154	185.9	49:28.911				
34	1	2:08.704	27.756	28.402	1:12.546	244.3	1:50:20.327	8	3	2:24.333	28.553	29.533	1:26.247	230.8	51:53.244				
35	1	2:10.214	27.173	28.811	1:14.230	243.2	1:52:30.541	9	3	2:11.004	28.379	29.020	1:13.605	230.8	54:04.248				
16 Winward Racing Mercedes-AMG GT3 EVO GT																			
			1. Maro ENGEL			3. Sergey STOLYAROV													
			2. Viktor SHAYTAR																
1	1	3:33.256	1:45.878	30.001	1:17.377		3:33.256	10	3	2:10.009	27.734	29.208	1:13.067	235.8	1:00:35.887				
2	1	2:09.392	27.794	28.487	1:13.111	234.8	5:42.648	11	3	2:09.669	27.529	28.839	1:13.301	233.3	58:25.878				
3	1	2:06.615	27.265	27.934	1:11.416	237.4	7:49.263	12	3	2:10.009	27.734	29.208	1:13.067	235.8	1:00:35.887				
4	1	2:05.855	27.023	27.773	1:11.059	237.9	9:55.118	13	3	2:18.448B	27.769	28.921	1:21.758	235.3	1:02:54.335				
5	1	2:07.013	27.118	27.984	1:11.911	238.4	12:02.131	14	2	6:20.584	4:32.490	30.341	1:17.753		1:09:14.919				
6	1	2:06.655	27.205	27.888	1:11.562	236.8	14:08.786	15	2	2:16.997	29.308	30.723	1:16.966	231.8	1:11:31.916				
7	1	2:14.244B	27.114	28.902	1:18.228	235.8	16:23.030	16	2	2:16.243	30.492	29.875	1:15.876	232.8	1:13:48.159				
8	3	7:12.167	5:29.309	28.375	1:14.483		23:35.197	17	2	3:44.676B	28.527	48.068	2:28.081	232.3	1:17:32.835				
9	3	2:07.376	27.375	28.070	1:11.931	234.8	25:42.573	18	2	7:01.735	5:14.296	29.747	1:17.692		1:24:34.570				
10	3	2:13.252B	27.312	28.200	1:17.740	236.3	27:55.825	19	2	2:14.735	28.799	29.516	1:16.420	232.8	1:26:49.305				
11	3	10:15.553	8:25.745	33.128	1:16.680		38:11.378	20	2	2:12.736	28.404	29.331	1:15.001	231.8	1:29:02.041				
12	3	2:11.660	28.208	28.828	1:14.624	233.3	40:23.038	21	2	2:18.303	28.928	32.760	1:16.615	232.3	1:31:20.344				
13	3	2:11.955	28.625	28.969	1:14.361	219.1	42:34.993	22	2	2:26.760B	28.765	29.517	1:28.478	233.8	1:33:47.104				
14	3	2:12.880	28.687	28.834	1:15.359	233.8	44:47.873	23	2	3:51.712	2:00.830	31.338	1:19.544		1:37:38.816				
15	3	2:11.581	28.224	29.028	1:14.329	234.8	46:59.454	24	2	2:16.327	28.282	29.101	1:18.944	232.8	1:39:55.143				
16	3	2:10.872	28.278	28.744	1:13.850	234.3	49:10.326	25	2	4:18.418B	53.907	58.295	2:26.216	79.1	1:44:13.561				
17	3	2:10.314	28.001	29.024	1:13.289	234.3	51:20.640	26	1	6:58.530	5:09.586	30.911	1:18.033		1:51:12.091				
18	3	2:12.916	28.571	29.931	1:14.414	233.8	53:33.556	27	1	2:14.347	28.789	29.606	1:15.952	231.8	1:53:26.438				
19	3	2:15.566	28.036	29.840	1:17.690	234.8	55:49.122	28	1	2:58.129B	28.251	29.117	2:00.761	233.8	1:56:24.567				
20	3	2:19.212B	28.288	29.588	1:21.336	233.3	58:08.334	20 Algarve Pro Racing Oreca 07 - Gibson LMP2											
21	2	5:48.397	4:03.068	30.842	1:14.487		1:03:56.731	1. Kriton LENTOUDIS			3. Alex QUINN			2. Olli CALDWELL					
22	2	2:08.794	27.810	28.661	1:12.323	233.8	1:06:05.525	1	3	2:19.325B	36.541	27.573	1:15.211		2:19.325				
23	2	2:09.017	27.715	28.557	1:12.745	234.3	1:08:14.542	2	3	4:01.826	2:29.755	25.461	1:06.610		6:21.151				
24	2	2:08.335	27.755	28.280	1:12.300	235.3	1:10:22.877	3	3	1:56.070	25.520	24.779	1:05.771	264.7	8:17.221				
25	2	2:10.480	27.487	28.709	1:14.284	234.3	1:12:33.357	4	3	1:54.730	25.470	24.658	1:04.602	266.0	10:11.951				
26	2	2:32.138B	27.558	28.306	1:36.274	233.8	1:15:05.495	5	3	1:55.481	25.446	24.924	1:05.111	267.3	12:07.432				
27	2	6:19.316	4:37.426	28.975	1:12.915		1:21:24.811	6	3	1:56.548	25.734	24.718	1:06.096	265.4	14:03.980				
28	2	2:10.521	28.165	28.476	1:13.880	233.3	1:23:35.332	7	3	1:56.406	25.100	25.033	1:06.273	264.7	16:00.386				
29	2	2:10.074	28.009	28.570	1:13.495	234.8	1:25:45.406	8	3	1:55.955	25.203	25.384	1:05.368	265.4	17:56.341				
30	2	2:08.575	27.602	28.408	1:12.565	235.8	1:27:53.981	9	3	1:54.425	25.088	24.797	1:04.540	265.4	19:50.766				
31	2	2:08.622	27.541	28.415	1:12.666	234.8	1:30:02.603	10	3	1:54.547	25.195	24.929	1:04.423	264.7	21:45.313				
32	2	2:15.061B	27.404	28.518	1:19.139	234.8	1:32:17.664	11	3	2:02.287B	25.359	25.079	1:11.849	265.4	23:47.600				
33	1	6:43.548	4:55.724	31.050	1:16.774		1:39:01.212	12	1	5:07.625	3:14.034	31.052	1:22.539		28:55.225				
34	1	3:36.762B	27.942	43.241	2:25.579	231.8	1:42:37.974	13	1	2:20.155	28.689	30.221	1:21.245	250.0	31:15.380				
35	1	5:11.337	3:27.599	29.715	1:14.023		1:47:49.311	14	1	2:12.832	27.901	28.695	1:16.236	258.4	33:28.212				
36	1	2:08.197	27.588	28.292	1:12.317	234.3	1:49:57.508	15	1	2:13.488	27.298	29.089	1:17.101	261.5	35:41.700				
37	1	2:09.467	27.761	28.420	1:13.286	234.3	1:52:06.975	16	1	2:10.115	27.032	27.990	1:15.093	260.9	37:51.815				
38	1	2:18.833B	27.611	29.092	1:22.130	234.8	1:54:25.808	17	1	2:10.475	27.077	28.303	1:15.095	260.9	40:02.290				
19 Blackthorn Aston Martin Vantage AMR GT3 GT																			
			1. Claude BOVET			3. David MCDONALD													
			2. Jason AMBROSE																
1	3	27:31.288	...	33.243	1:21.968		27:31.288	18	1	2:11.204	29.002	27.704	1:14.498	213.9	42:13.494				
2	3	2:25.453	32.163	31.402	1:21.888	161.9	29:56.741	19	1	2:13.228	27.123	27.449	1:18.656	262.8	44:26.722				
3	3	2:19.050	28.895	30.191	1:19.964	230.8	32:15.791	20	1	2:12.466	27.365	28.232	1:16.869	260.9	46:39.188				
4	3	2:31.069B	28.845	30.629	1:31.595	231.8	34:46.860	21	1	2:22.798B	27.469	28.708	1:26.621	262.1	49:01.986				
22 2:55.549 6:17.248 27.831 1:10.470 56:57.535																			
23	2	2:06.069	27.296	27.093	1:11.680	262.8	59:03.604	22	2	2:02.279	25.711	28.297	1:08.271	265.4	1:03:05.621				
24	2	1:59.738	25.997	25.695	1:08.046	263.4	1:01:03.342	23	2	1:58.211	25.735	26.125	1:06.351	264.1	1:05:03.832				



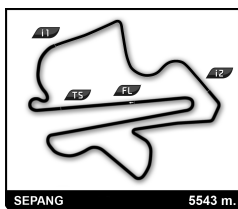


Asian Le Mans Series Private Test Private Test Session 1

Sector Analysis

Lap under Red Flag											Invalidated Lap	Personal Best	Session Best	B Crossing the pit lane	
Lap	D	Time	Sector 1	Sector 2	Sector 3	T. Spd	Elapsed	Lap	D	Time	Sector 1	Sector 2	Sector 3	T. Spd	Elapsed
27	2	2:00.937	25.874	25.836	1:09.227	264.7	1:07:04.769	33	3	2:09.679	27.602	28.710	1:13.367	234.8	1:28:56.901
28	2	1:59.602	25.689	26.221	1:07.692	264.7	1:09:04.371	34	3	2:10.235	27.889	28.696	1:13.650	234.3	1:31:07.136
29	2	1:56.377	25.492	25.045	1:05.840	264.7	1:11:00.748	35	3	2:09.787	27.801	28.846	1:13.140	236.3	1:33:16.923
30	2	2:08.986 B	27.063	26.659	1:15.264	264.7	1:13:09.734	36	3	2:09.904	27.586	29.004	1:13.314	235.3	1:35:26.827
31	2	8:26.089	6:48.656	28.574	1:08.859		1:21:35.823	37	3	2:10.104	27.672	28.842	1:13.590	235.3	1:37:36.931
32	2	1:59.973	26.541	25.946	1:07.486	262.8	1:23:35.796	38	3	2:19.051 B	27.815	28.982	1:22.254	236.8	1:39:55.982
33	2	2:03.269	25.891	26.956	1:10.422	262.8	1:25:39.065	39	1	8:12.860	6:22.019	31.824	1:19.017		1:48:08.842
34	2	1:55.773	25.280	24.661	1:05.832	264.1	1:27:34.838	40	1	2:14.590	28.363	30.474	1:15.753	234.3	1:50:23.432
35	2	2:02.492	25.972	27.156	1:09.364	265.4	1:29:37.330	41	1	2:33.501	49.049	29.725	1:14.727	233.3	1:52:56.933
36	2	1:55.096	25.252	24.508	1:05.336	262.1	1:31:32.426	42	1	2:32.951 B	28.399	29.434	1:35.118	233.8	1:55:29.884
37	2	1:56.467	25.004	24.970	1:06.493	264.7	1:33:28.893	22 Proton Competition 1. Giorgio RODA 2. Vladislav LOMKO 3. Tom DILLMANN Oreca 07 - Gibson LMP2							
38	2	2:05.798 B	25.068	25.708	1:15.022	266.0	1:35:34.691	1	3	2:41.359 B	47.433	30.054	1:23.872		2:41.359
39	1	6:17.569 B	3:33.658	27.924	2:15.987		1:41:52.260	2	3	4:28.915	2:53.274	27.013	1:08.628		7:10.274
40	1	5:49.929	4:05.102	30.325	1:14.502		1:47:42.189	3	3	1:57.942	25.424	25.435	1:07.083	264.1	9:08.216
41	1	2:07.841	27.026	28.182	1:12.633	260.2	1:49:50.030	4	3	1:55.910	25.427	25.104	1:05.379	265.4	11:04.126
42	1	2:05.062	27.863	26.727	1:10.472	248.3	1:51:55.092	5	3	1:59.540	25.254	24.973	1:09.313	265.4	13:00.666
43	1	2:03.207	26.599	26.474	1:10.134	262.8	1:53:58.299	6	3	1:56.466	25.334	25.054	1:06.078	263.4	15:00.132
44	1	3:06.564 B	26.520	26.532	2:13.512	264.1	1:57:04.863	7	3	1:55.235	25.345	24.920	1:04.970	264.7	16:55.367
21 Car Collection Motorsport 1. HASH 2. Alex FONTANA 3. Yannick METTLER Porsche 911 GT3 R GT															
1	2	3:32.752	1:43.100	31.927	1:17.725		3:32.752	8	3	2:03.623 B	25.131	25.071	1:13.421	265.4	18:58.990
2	2	2:08.112	27.983	28.342	1:11.787	233.8	5:40.864	9	3	7:03.774	5:29.722	25.816	1:08.236		26:02.764
3	2	2:06.291	27.330	27.934	1:11.027	235.8	7:47.155	10	3	1:55.228	25.351	25.055	1:04.822	264.1	27:57.992
4	2	2:06.362	27.233	28.017	1:11.112	236.3	9:53.517	11	3	1:56.936	25.424	25.487	1:06.025	266.0	29:54.928
5	2	2:06.526	27.118	27.940	1:11.468	236.3	12:00.043	12	3	2:04.638 B	25.742	25.758	1:13.138	265.4	31:59.566
6	2	2:16.819 B	27.278	28.056	1:21.485	234.8	14:16.862	13	3	5:12.413	3:39.953	25.921	1:06.539		37:11.979
7	2	4:23.990	2:42.320	28.196	1:13.474		18:40.852	14	3	1:55.802	25.538	25.001	1:05.263	263.4	39:07.781
8	2	2:08.200	27.294	28.222	1:12.684	236.8	20:49.052	15	3	2:07.024 B	25.474	25.411	1:16.139	265.4	41:14.805
9	2	2:07.779	27.260	28.258	1:12.261	235.8	22:56.831	16	2	6:35.674	4:52.238	30.838	1:12.598		47:50.479
10	2	2:07.845	27.317	28.280	1:12.248	234.8	25:04.676	17	2	2:03.914	26.720	27.319	1:09.875	262.8	49:54.393
11	2	2:45.239	27.484	1:01.207	1:16.548	235.3	27:49.915	18	2	1:59.016	26.003	25.833	1:07.180	262.8	51:53.409
12	2	2:16.334 B	27.742	28.617	1:19.975	234.8	30:06.249	19	2	1:58.159	26.266	25.371	1:06.522	263.4	53:51.568
13	1	4:06.063	2:15.494	31.587	1:18.982		34:12.312	20	2	1:59.755	25.633	26.465	1:07.657	264.1	55:51.323
14	1	2:17.092	29.567	30.524	1:17.001	232.8	36:29.404	21	2	2:02.159	25.983	26.384	1:09.792	264.1	57:53.482
15	1	2:16.595	28.740	29.965	1:17.890	233.8	38:45.999	22	2	1:57.547	25.649	25.954	1:05.944	262.1	59:51.029
16	1	2:16.396	29.482	30.684	1:16.230	234.3	41:02.395	23	2	2:01.257	25.638	25.645	1:09.974	266.0	1:01:52.286
17	1	2:17.675	28.967	32.581	1:16.127	234.8	43:20.070	24	2	2:25.911 B	27.276	30.636	1:27.999	250.6	1:04:18.197
18	1	2:14.955	28.464	30.128	1:16.363	233.8	45:35.025	25	2	6:12.595	4:33.265	30.217	1:09.113		1:10:30.792
19	1	2:16.829	29.225	30.437	1:17.167	234.8	47:51.854	26	2	2:02.311	25.697	26.720	1:09.894	260.9	1:12:33.103
20	1	2:13.624	28.495	29.907	1:15.222	237.9	50:05.478	27	2	2:11.392 B	25.380	25.867	1:20.145	260.9	1:14:44.495
21	1	2:14.384	28.476	30.435	1:15.473	234.8	52:19.862	28	2	6:41.265	5:06.103	27.092	1:08.070		1:21:25.760
22	1	2:24.692	35.876	31.188	1:17.628	235.3	54:44.554	29	2	2:00.635	26.164	26.628	1:07.843	261.5	1:23:26.395
23	1	2:15.086	28.995	30.095	1:15.996	233.8	56:59.640	30	2	1:57.250	25.507	25.449	1:06.294	262.1	1:25:23.645
24	1	2:13.801	28.369	29.976	1:15.456	234.3	59:13.441	31	2	1:54.985	25.378	24.969	1:04.638	262.1	1:27:18.630
25	1	2:14.135	28.613	30.058	1:15.464	237.4	1:01:27.576	32	2	1:54.350	25.019	24.593	1:04.738	261.5	1:29:12.980
26	1	2:14.012	28.817	30.007	1:15.188	236.3	1:03:41.588	33	2	2:04.756 B	25.235	25.712	1:13.809	262.1	1:31:17.736
27	1	2:22.370 B	28.571	30.058	1:23.741	235.3	1:06:03.958	34	1	4:10.385	2:31.656	27.416	1:11.313		1:35:28.121
28	3	4:59.057	3:13.064	30.132	1:15.861		1:11:03.015	35	1	2:00.301	26.253	25.858	1:08.190	261.5	1:37:28.422
29	3	2:12.801	28.526	30.401	1:13.874	235.8	1:13:15.816	36	1	2:00.637	26.454	25.888	1:08.295	261.5	1:39:29.059
30	3	3:10.767 B	27.933	29.073	2:13.761	235.8	1:16:26.583	37	1	4:01.485 B	36.060	58.760	2:26.665	262.1	1:43:30.544
31	3	8:10.210	6:26.305	29.734	1:14.171		1:24:36.793	38	1	6:53.942	5:19.886	26.632	1:07.424		1:50:24.486
32	3	2:10.429	27.715	28.893	1:13.821	234.3	1:26:47.222	39	1	2:00.597	26.737	25.907	1:07.953	262.8	1:52:25.083
								40	1	2:00.840	25.564	25.926	1:09.350	260.9	1:54:25.923



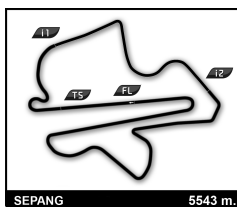


Asian Le Mans Series Private Test Private Test Session 1

Sector Analysis

Lap under Red Flag											Invalidated Lap	Personal Best	Session Best	B Crossing the pit lane	
Lap	D	Time	Sector 1	Sector 2	Sector 3	T. Spd	Elapsed	Lap	D	Time	Sector 1	Sector 2	Sector 3	T. Spd	Elapsed
41	1	3:35.266 B	25.637	46.962	2:22.667	262.1	1:58:01.189	7	2	1:56.046	25.537	25.120	1:05.389	264.1	17:04.225
23 Absolute Racing Ferrari 296 GT3 1. Carl Wattana BENNETT 3. Chris VAN DER DRIFT GT 2. Gregory BENNETT															
1	3	4:04.236	2:17.848	30.850	1:15.538		4:04.236	8	2	2:02.959 B	25.575	26.215	1:11.169	265.4	19:07.184
2	3	2:08.207	27.343	28.742	1:12.122	237.4	6:12.443	9	1	10:22.260	8:50.665	25.206	1:06.389		29:29.444
3	3	2:06.513	27.083	28.152	1:11.278	239.5	8:18.956	10	1	1:56.417	25.263	25.085	1:06.069	264.1	31:25.861
4	3	2:06.318	26.774	28.419	1:11.134	239.5	10:25.274	11	1	1:56.662	25.320	25.119	1:06.223	264.1	33:22.523
5	3	2:14.091 B	26.898	28.624	1:18.569	240.0	12:39.365	12	1	1:57.110	25.365	25.818	1:05.927	264.1	35:19.633
6	3	4:10.606	2:29.135	28.606	1:12.865		16:49.971	13	1	2:04.458 B	25.488	26.407	1:12.563	264.7	37:24.091
7	3	2:08.517	27.127	28.430	1:12.960	240.5	18:58.488	14	1	7:49.677 B	5:49.628	30.146	1:29.903		45:13.768
8	3	2:13.758 B	27.103	28.862	1:17.793	239.5	21:12.246	15	1	9:21.081	7:39.038	29.031	1:13.012		54:34.849
9	3	3:45.069	2:00.429	30.329	1:14.311		24:57.315	16	1	2:07.911	27.346	28.020	1:12.545	259.0	56:42.760
10	3	2:07.092	27.210	28.289	1:11.593	234.3	27:04.407	17	1	2:06.791	27.491	27.530	1:11.770	262.1	58:49.551
11	3	2:06.085	27.254	27.957	1:10.874	237.4	29:10.492	18	1	2:04.440	26.604	26.862	1:10.974	264.7	1:00:53.991
12	3	2:06.997	27.093	28.192	1:11.622	237.4	31:17.399	19	1	2:03.327	27.082	26.746	1:09.499	267.3	1:02:57.318
13	3	2:13.138 B	27.002	28.092	1:18.044	236.8	33:30.537	20	1	2:03.741	26.558	27.544	1:09.639	266.0	1:05:01.059
14	1	3:55.736	2:12.901	28.879	1:13.956		37:26.273	21	1	2:06.295	26.863	27.305	1:12.127	265.4	1:07:07.354
15	1	2:08.872	27.393	28.691	1:12.788	236.8	39:35.145	22	1	2:04.295	27.027	26.781	1:10.487	264.1	1:09:11.649
16	1	2:09.013	27.496	28.644	1:12.873	237.9	41:44.158	23	1	2:13.357 B	26.927	28.142	1:18.288	265.4	1:11:25.006
17	1	2:08.585	27.215	28.514	1:12.856	237.9	43:52.743	24	1	10:00.029	8:23.154	27.468	1:09.407		1:21:25.035
18	1	2:09.115	27.282	28.640	1:13.193	237.9	46:01.858	25	1	2:04.690	26.775	27.536	1:10.379	262.1	1:23:29.725
19	1	2:14.098 B	27.286	28.467	1:18.345	238.4	48:15.956	26	1	2:01.813	26.512	26.662	1:08.639	264.1	1:25:31.538
20	1	3:39.003	1:56.497	28.761	1:13.745		51:54.959	27	1	2:02.608	27.274	26.326	1:09.008	264.7	1:27:34.146
21	1	2:09.795	27.290	29.093	1:13.412	239.5	54:04.754	28	1	2:03.619	26.461	27.287	1:09.871	266.7	1:29:37.765
22	1	2:10.331	27.803	29.425	1:13.103	238.9	56:15.085	29	1	2:01.301	26.492	26.462	1:08.347	263.4	1:31:39.066
23	1	2:09.014	27.394	28.846	1:12.774	237.4	58:24.099	30	1	2:03.349	26.469	27.074	1:09.806	264.1	1:33:42.415
24	1	2:08.331	27.174	28.599	1:12.558	238.9	1:00:32.430	31	1	2:00.502	26.361	26.246	1:07.895	264.7	1:35:42.917
25	1	2:14.114 B	27.343	28.642	1:18.129	240.0	1:02:46.544	32	1	2:12.713 B	26.365	26.546	1:19.802	264.1	1:37:55.630
26	2	3:45.398	1:59.142	30.589	1:15.667		1:06:31.942	33	3	11:39.012	...	28.258	1:09.729		1:49:34.642
27	2	2:15.374	28.055	29.156	1:18.163	236.3	1:08:47.316	34	3	1:59.377	26.012	25.659	1:07.706	262.8	1:51:34.019
28	2	2:11.908	27.927	29.330	1:14.651	235.3	1:10:59.224	35	3	2:22.001 B	25.397	26.694	1:29.910	262.8	1:53:56.020
29	2	2:13.714	28.414	29.826	1:15.474	236.3	1:13:12.938	25 Algarve Pro Racing Oreca 07 - Gibson LMP2 1. Michael JENSEN 3. Valerio RINICELLA 2. Malthe JAKOBSEN							
30	2	3:03.437 B	28.016	30.524	2:04.897	235.8	1:16:16.375	1	2	2:10.581	35.683	27.078	1:07.820		2:10.581
31	2	5:53.255	4:03.929	30.698	1:18.628		1:22:09.630	2	2	2:15.093	25.742	25.186	1:05.165	259.0	4:06.674
32	2	2:10.509	28.137	29.204	1:13.168	233.8	1:24:20.139	3	2	2:14.429 B	25.247	25.076	1:24.106	263.4	6:21.103
33	2	2:10.331	27.375	28.638	1:14.318	236.8	1:26:30.470	4	2	17:48.576	...	26.048	1:04.915		24:09.679
34	2	2:13.104	27.425	29.124	1:16.555	236.8	1:28:43.574	5	2	1:55.190	25.777	24.915	1:04.498	263.4	26:04.869
35	2	2:09.943	27.480	28.644	1:13.819	237.4	1:30:53.517	6	2	1:53.609	25.189	24.709	1:03.711	263.4	27:58.478
36	2	2:09.418	27.436	28.658	1:13.324	237.4	1:33:02.935	7	2	1:57.501	25.103	25.628	1:06.770	266.7	29:55.979
37	2	2:18.808 B	27.762	29.600	1:21.446	237.9	1:35:21.743	8	2	2:03.993 B	25.500	25.207	1:13.286	264.1	31:59.972
38	1	3:52.422	2:10.631	28.688	1:13.103		1:39:14.165	9	1	5:21.474	3:39.086	29.683	1:12.705		37:21.446
39	1	3:38.818 B	27.231	49.817	2:21.770	238.4	1:42:52.983	10	1	2:04.708	26.673	27.677	1:10.358	259.0	39:26.154
40	1	13:10.243 B	...	34.140	2:00.706		1:56:03.226	11	1	2:02.428	26.469	26.816	1:09.143	260.9	41:28.582
24 Nielsen Racing Oreca 07 - Gibson LMP2 1. Naveen RAO 3. Nicky CATSBURG 2. Matthew BELL															
1	2	2:51.717 B	1:04.366	28.926	1:18.425		2:51.717	12	1	2:02.403	26.566	26.848	1:08.989	262.8	43:30.985
2	2	4:27.220	2:54.003	25.974	1:07.243		7:18.937	13	1	2:05.021	26.574	26.923	1:11.524	262.1	45:36.006
3	2	1:57.352	25.791	25.518	1:06.043	264.1	9:16.289	14	1	2:03.815	27.190	27.722	1:08.903	263.4	47:39.821
4	2	1:57.439	25.430	25.414	1:06.595	264.7	11:13.728	15	1	2:00.254	26.200	26.038	1:08.016	263.4	49:40.075
5	2	1:56.822	25.420	25.181	1:06.221	266.7	13:10.550	16	1	2:00.943	25.955	26.123	1:08.865	262.1	51:41.018
6	2	1:57.629	25.524	26.526	1:05.579	264.1	15:08.179	17	1	2:01.696	26.094	26.090	1:09.512	261.5	53:42.714
								18	1	2:11.050 B	26.376	26.459	1:18.215	263.4	55:53.764
								19	3	5:21.396	3:41.420	29.156	1:10.820		1:01:15.160
								20	3	1:58.254	25.639	25.730	1:06.885	262.8	1:03:13.414
								21	3	1:58.556	25.423	25.648	1:07.485	264.1	1:05:11.970



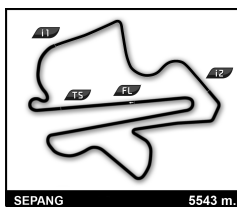


Asian Le Mans Series Private Test Private Test Session 1

Sector Analysis

Lap under Red Flag							Invalidated Lap		Personal Best	Session Best	B Crossing the pit lane				
Lap	D	Time	Sector 1	Sector 2	Sector 3	T. Spd	Elapsed	Lap	D	Time	Sector 1	Sector 2	Sector 3	T. Spd	Elapsed
22	3	1:57.950	25.660	25.529	1:06.761	264.1	1:07:09.920	31	2	11:41.066	9:58.389	29.277	1:13.400		1:48:14.758
23	3	1:58.750	25.998	25.625	1:07.127	264.7	1:09:08.670	32	2	2:09.240	28.163	28.416	1:12.661	241.1	1:50:23.998
24	3	1:57.752	25.582	25.650	1:06.520	265.4	1:11:06.422	33	2	2:09.413	29.992	28.067	1:11.354	240.5	1:52:33.411
25	3	1:56.985	25.726	25.236	1:06.023	263.4	1:13:03.407	34	2	2:07.786	27.285	27.954	1:12.547	240.5	1:54:41.197
26	3	2:42.959 B	25.494	25.214	1:52.251	263.4	1:15:46.366	35	2	3:52.293 B	33.134	54.273	2:24.886	241.1	1:58:33.490
27	3	7:35.321	5:53.969	30.699	1:10.653		1:23:21.687	27 Optimum Motorsport 1.Andrew GILBERT 2.Fran RUEDA 3.Benji GOETHE McLaren 720S GT3 GT							
28	3	1:56.670	25.483	25.448	1:05.739	261.5	1:25:18.357	1	2	2:55.355	1:07.443	31.475	1:16.437		2:55.355
29	3	1:54.956	25.249	24.861	1:04.846	264.1	1:27:13.313	2	2	2:11.509	28.405	28.980	1:14.124	228.8	5:06.864
30	3	1:54.204	25.020	24.580	1:04.604	264.7	1:29:07.517	3	2	2:09.186	27.936	28.384	1:12.866	229.3	7:16.050
31	3	2:00.296	25.376	28.057	1:06.863	264.7	1:31:07.813	4	2	2:08.333	27.796	28.153	1:12.384	229.3	9:24.383
32	3	1:54.184	24.978	24.550	1:04.656	266.0	1:33:01.997	5	2	2:08.953	27.888	28.392	1:12.673	231.3	11:33.336
33	3	1:58.197	26.026	25.703	1:06.468	264.1	1:35:00.194	6	2	2:08.505	27.658	28.278	1:12.569	230.8	13:41.841
34	3	1:55.954	25.116	24.800	1:06.038	264.7	1:36:56.148	7	2	2:09.124	27.866	28.302	1:12.956	228.3	15:50.965
35	3	1:57.258	25.458	25.457	1:06.343	265.4	1:38:53.406	8	2	2:10.190	28.132	28.639	1:13.419	230.3	18:01.155
36	3	3:10.799 B	25.316	24.938	2:20.545	263.4	1:42:04.205	9	2	2:16.977 B	28.013	28.673	1:20.291	229.8	20:18.132
37	1	5:38.783	3:57.182	28.138	1:13.463		1:47:42.988	10	1	6:18.296	4:32.277	29.833	1:16.186		26:36.428
38	1	2:06.868	26.602	28.138	1:12.128	261.5	1:49:49.856	11	1	2:15.266	28.621	30.627	1:16.018	230.3	28:51.694
39	1	2:00.727	26.283	26.073	1:08.371	260.9	1:51:50.583	12	1	2:13.860	28.300	29.389	1:16.171	229.3	31:05.554
40	1	2:03.279	26.697	26.280	1:10.302	262.1	1:53:53.862	13	1	2:13.781	28.494	29.274	1:16.013	226.4	33:19.335
41	1	3:01.734 B	26.398	26.748	2:08.588	262.8	1:56:55.596	14	1	2:13.981	28.367	29.299	1:16.315	227.4	35:33.316
26 Bretton Racing 1.Jens Reno MOELLER 2.Dan SKOCCOPOLE Ligier JS P320 - Nissan LMP3							3.Theodor JENSEN								
1	3	3:35.933	1:37.403	33.368	1:25.162		3:35.933	15	1	2:20.612 B	28.235	30.161	1:22.216	229.3	37:53.928
2	3	2:10.530	28.555	28.587	1:13.388	233.3	5:46.463	16	3	9:12.429	7:25.398	30.652	1:16.379		47:06.357
3	3	2:10.064	27.959	28.599	1:13.506	236.8	7:56.527	17	3	2:13.755	29.139	29.322	1:15.294	229.3	49:20.112
4	3	2:21.764 B	27.508	28.837	1:25.419	239.5	10:18.291	18	3	2:12.319	28.541	29.127	1:14.651	230.8	51:32.431
5	3	11:44.209	...	28.336	1:13.851		22:02.500	19	3	2:12.161	28.505	29.340	1:14.316	229.8	53:44.592
6	3	2:10.031	28.165	27.902	1:13.964	236.8	24:12.531	20	3	2:11.592	28.409	28.926	1:14.257	230.3	55:56.184
7	3	2:09.511	27.736	27.935	1:13.840	236.8	26:22.042	21	3	2:12.331	28.470	29.300	1:14.561	228.8	58:08.515
8	3	2:15.295 B	27.554	28.341	1:19.400	238.4	28:37.337	22	3	2:11.799	28.603	29.137	1:14.059	230.3	1:00:20.314
9	3	6:43.600	5:03.336	28.233	1:12.031		35:20.937	23	3	2:12.359	28.333	29.036	1:14.990	230.3	1:02:32.673
10	3	2:17.155 B	27.655	27.814	1:21.686	235.8	37:38.092	24	3	2:23.439	28.623	34.220	1:20.596	230.8	1:04:56.112
11	3	9:37.497	7:58.607	27.722	1:11.168		47:15.589	25	3	2:11.195	28.316	28.878	1:14.001	230.3	1:07:07.307
12	3	2:07.467	27.280	27.844	1:12.343	241.1	49:23.056	26	3	2:22.404 B	29.410	30.024	1:22.970	230.8	1:09:29.711
13	3	2:05.872	26.936	28.137	1:10.799	240.5	51:28.928	27	3	6:01.099 B	3:38.727	29.927	1:52.445		1:15:30.810
14	3	2:06.735	28.229	27.081	1:11.425	239.5	53:35.663	28	3	9:48.202	8:03.993	29.536	1:14.673		1:25:19.012
15	3	2:03.550	26.881	27.037	1:09.632	242.2	55:39.213	29	3	2:11.599	28.354	29.079	1:14.166	229.8	1:27:30.611
16	3	2:04.044	27.245	27.150	1:09.649	243.8	57:43.257	30	3	2:11.935	28.086	29.214	1:14.635	229.3	1:29:42.546
17	3	2:04.553	26.931	26.772	1:10.850	239.5	59:47.810	31	3	2:11.244	28.308	29.026	1:13.910	227.8	1:31:53.790
18	3	2:12.393 B	27.208	27.067	1:18.118	243.8	1:02:00.203	32	3	2:16.298 B	28.132	29.086	1:19.080	229.8	1:34:10.088
19	1	6:02.846	4:19.416	29.391	1:14.039		1:08:03.049	33	3	5:26.045	3:41.115	29.691	1:15.239		1:39:36.133
20	1	2:13.552	27.853	29.700	1:15.999	238.9	1:10:16.601	34	3	4:01.600 B	38.924	57.968	2:24.708	223.6	1:43:37.733
21	1	2:11.665	28.277	28.513	1:14.875	237.9	1:12:28.266	35	3	4:18.430	2:35.748	29.595	1:13.087		1:47:56.163
22	1	2:33.931 B	28.334	28.708	1:36.889	237.9	1:15:02.197	36	3	2:09.135	27.884	28.521	1:12.730	229.3	1:50:05.298
23	1	6:20.299	4:38.563	28.066	1:13.670		1:21:22.496	37	3	2:10.495	28.126	28.658	1:13.711	230.8	1:52:15.793
24	1	2:10.839	27.742	28.401	1:14.696	237.4	1:23:33.335	38	3	2:10.155	27.786	28.286	1:14.083	229.3	1:54:25.948
25	1	2:11.211	28.184	29.540	1:13.487	237.9	1:25:44.546	39	3	3:38.597 B	27.842	48.830	2:21.925	229.3	1:58:04.545
26	1	2:07.834	27.468	27.903	1:12.463	240.5	1:27:52.380	28 AF Corse 1.Massimiliano WISER 2.Manuel FRANCO 3.Davide RIGON Ferrari 296 GT3 GT							
27	1	2:07.636	27.446	27.923	1:12.267	238.9	1:30:00.016	1	3	3:37.743 B	1:36.219	32.500	1:29.024		3:37.743
28	1	2:08.761	28.181	27.920	1:12.660	240.5	1:32:08.777	2	3	4:21.682	2:34.429	31.228	1:16.025		7:59.425
29	1	2:09.032	27.570	28.532	1:12.930	240.0	1:34:17.809	3	3	2:08.191	27.675	28.182	1:12.334	236.3	10:07.616
30	1	2:15.883 B	27.865	28.053	1:19.965	241.6	1:36:33.692								





Asian Le Mans Series Private Test Private Test Session 1

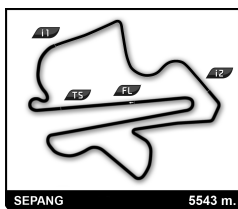
Sector Analysis

Lap under Red Flag												Invalidated Lap		Personal Best		Session Best		B Crossing the pit lane	
Lap	D	Time	Sector 1	Sector 2	Sector 3	T. Spd	Elapsed	Lap	D	Time	Sector 1	Sector 2	Sector 3	T. Spd	Elapsed				
4	3	2:06.027	26.961	27.684	1:11.382	237.9	12:13.643	12	2	1:55.226	25.421	25.269	1:04.536	264.1	28:20.697				
5	3	2:05.672	26.885	27.806	1:11.004	237.4	14:19.315	13	2	1:55.612	25.234	25.017	1:05.361	264.7	30:16.309				
6	3	2:06.226	26.885	27.704	1:11.637	236.8	16:25.541	14	2	2:03.877	25.284	25.326	1:13.267	264.1	32:20.186				
7	3	2:09.745	27.024	28.341	1:14.380	237.9	18:35.286	15	1	6:22.650	4:35.000	30.854	1:16.796		38:42.836				
8	3	2:06.500	26.901	27.754	1:11.845	237.4	20:41.786	16	1	2:13.481	29.085	29.887	1:14.509	203.4	40:56.317				
9	3	2:13.545	27.097	27.983	1:18.465	237.4	22:55.331	17	1	2:06.258	27.214	27.678	1:11.366	259.6	43:02.575				
10	3	4:23.880	2:38.956	30.080	1:14.844		27:19.211	18	1	2:05.436	26.608	27.387	1:11.441	260.9	45:08.011				
11	3	2:09.541	27.639	28.846	1:13.056	236.8	29:28.752	19	1	2:05.718	26.881	27.234	1:11.603	260.2	47:13.729				
12	3	2:08.855	27.536	28.546	1:12.773	237.4	31:37.607	20	1	2:13.356	28.104	29.038	1:16.214	261.5	49:27.085				
13	3	2:08.457	27.391	28.411	1:12.655	238.4	33:46.064	21	1	2:06.863	26.456	27.983	1:12.424	260.9	51:33.948				
14	3	2:08.669	27.379	28.347	1:12.943	237.9	35:54.733	22	1	2:06.178	27.153	27.938	1:11.087	260.2	53:40.126				
15	3	2:17.306	27.499	28.873	1:20.934	236.8	38:12.039	23	1	2:05.665	26.757	27.017	1:11.891	263.4	55:45.791				
16	3	5:35.876	3:53.728	29.022	1:13.126		43:47.915	24	1	2:19.439	26.644	27.120	1:25.675	261.5	58:05.230				
17	3	2:09.068	27.403	28.679	1:12.986	236.8	45:56.983	25	3	8:09.986	6:34.346	27.618	1:08.022		1:06:15.216				
18	3	2:09.389	27.882	28.558	1:12.949	238.4	48:06.372	26	3	1:59.125	26.188	25.960	1:06.977	261.5	1:08:14.341				
19	3	2:08.638	27.391	28.689	1:12.558	236.3	50:15.010	27	3	1:56.385	25.627	25.046	1:05.712	262.1	1:10:10.726				
20	3	2:14.103	27.639	28.857	1:17.607	237.9	52:29.113	28	3	1:56.154	25.398	24.786	1:05.970	262.1	1:12:06.880				
21	3	2:19.701	27.590	30.444	1:21.667	238.9	54:48.814	29	3	1:54.748	25.449	24.876	1:04.423	263.4	1:14:01.628				
22	2	4:34.849	2:49.075	29.684	1:16.090		59:23.663	30	3	3:53.727	33.382	58.320	2:22.025	262.8	1:17:55.355				
23	2	2:13.814	28.562	29.108	1:16.144	238.4	1:01:37.477	31	3	5:07.544	3:38.063	25.009	1:04.472		1:23:02.899				
24	2	2:13.586	28.375	30.727	1:14.484	238.9	1:03:51.063	32	3	1:53.920	25.152	24.691	1:04.077	262.1	1:24:56.819				
25	2	2:11.946	27.828	28.811	1:15.307	238.4	1:06:03.009	33	3	1:56.490	25.243	25.045	1:06.202	264.1	1:26:53.309				
26	2	2:11.065	28.248	28.764	1:14.053	238.4	1:08:14.074	34	3	1:54.616	25.063	25.052	1:04.501	265.4	1:28:47.925				
27	2	2:11.765	29.002	28.978	1:13.785	238.9	1:10:25.839	35	3	2:03.562	25.239	25.203	1:13.120	264.7	1:30:51.487				
28	2	2:10.705	28.270	28.744	1:13.691	238.4	1:12:36.544	36	1	5:09.419	3:30.584	28.748	1:10.087		1:36:00.906				
29	2	2:42.589	28.837	28.757	1:45.995	240.0	1:15:19.133	37	1	2:00.170	26.003	26.237	1:07.930	259.6	1:38:01.076				
30	2	7:59.635	6:15.685	30.162	1:13.788		1:23:18.768	38	1	2:15.665	26.005	26.193	1:23.467	262.8	1:40:16.741				
31	2	2:10.348	27.870	28.543	1:13.935	234.3	1:25:29.116	39	1	7:14.632	5:37.247	27.854	1:09.531		1:47:31.373				
32	2	2:07.643	27.283	28.195	1:12.165	236.8	1:27:36.759	40	1	2:04.716	26.326	27.993	1:10.397	259.0	1:49:36.089				
33	2	2:08.706	27.166	28.855	1:12.685	237.9	1:29:45.465	41	1	2:00.273	25.978	26.228	1:08.067	262.1	1:51:36.362				
34	2	2:18.346	27.554	29.509	1:21.283	236.8	1:32:03.811	42	1	2:01.517	25.875	25.977	1:09.665	262.8	1:53:37.879				
35	2	2:13.067	27.355	28.565	1:17.147	237.4	1:34:16.878	43	1	2:48.105	25.769	25.910	1:56.426	263.4	1:56:25.984				
36	2	2:08.155	27.121	28.153	1:12.881	237.4	1:36:25.033												
37	2	2:20.746	28.238	29.561	1:22.947	237.9	1:38:45.779												
38	3	9:14.608	7:30.549	30.615	1:13.444		1:48:00.387												
39	3	2:06.531	27.184	28.200	1:11.147	236.8	1:50:06.918												
40	3	2:12.410	27.228	28.495	1:16.687	238.4	1:52:19.328												
41	3	2:10.315	27.157	28.025	1:15.133	238.4	1:54:29.643												
42	3	3:39.569	27.285	51.288	2:20.996	237.9	1:58:09.212												

34 Inter Europol Competition												Ligier JS P320 - Nissan	
1. Tim CRESWICK						3. Douwe DEDECKER						LMP3	
2. Daniel ALLI													
1	2	5:19.752	3:20.143	31.729	1:27.880		5:19.752						
2	2	3:57.975	2:14.120	29.472	1:14.383		9:17.727						
3	2	2:18.820	28.138	28.304	1:22.378	236.8	11:36.547						
4	2	4:29.034	2:48.116	28.310	1:12.608		16:05.581						
5	2	2:07.103	27.309	27.805	1:11.989	237.9	18:12.684						
6	2	2:05.453	27.545	27.406	1:10.502	237.4	20:18.137						
7	2	2:06.480	27.585	27.369	1:11.526	237.9	22:24.617						
8	2	2:06.770	27.403	27.503	1:11.864	236.8	24:31.387						
9	2	2:04.795	26.924	27.212	1:10.659	237.9	26:36.182						
10	2	2:16.590	27.377	28.768	1:20.445	237.9	28:52.772						
11	3	6:41.806	4:59.092	28.725	1:13.989		35:34.578						
12	3	2:09.858	27.761	28.470	1:13.627	236.8	37:44.436						
13	3	2:06.968	27.404	27.415	1:12.149	236.8	39:51.404						
14	3	2:06.988	27.250	28.115	1:11.623	239.5	41:58.392						
15	3	2:05.828	27.445	27.503	1:10.880	240.5	44:04.220						
16	3	2:06.648	27.780	27.597	1:11.271	236.8	46:10.868						
17	3	2:17.908	27.349	27.643	1:22.916	238.4	48:28.776						
18	1	5:43.931	3:57.462	29.807	1:16.662		54:12.707						

30 RD Limited												Oreca 07 - Gibson	
1. Fred POORDAD						3. James ALLEN						LMP2	
2. Tristan VAUTIER													
1	2	2:34.078	49.005	30.164	1:14.909		2:34.078						
2	2	2:03.759	27.055	26.510	1:10.194	226.9	4:37.837						
3	2	2:09.404	25.728	26.056	1:17.620	262.8	6:47.241						
4	2	6:04.440	4:31.686	26.204	1:06.550		12:51.681						
5	2	1:56.608	25.500	25.086	1:06.022	262.1	14:48.289						
6	2	1:55.479	25.350	24.695	1:05.434	263.4	16:43.768						
7	2	1:56.018	25.077	24.999	1:05.942	264.1	18:39.786						
8	2	1:56.852	25.255	25.650	1:05.947	264.7	20:36.638						
9	2	1:54.746	25.333	24.727	1:04.686	264.1	22:31.384						
10	2	1:58.452	25.206	25.375	1:07.871	264.7	24:29.836						
11	2	1:55.635	25.143	25.027	1:05.465	262.1	26:25.471						



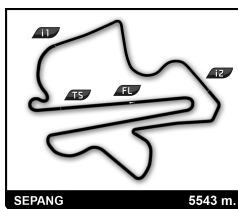


Asian Le Mans Series Private Test Private Test Session 1

Sector Analysis

Lap under Red Flag						Invalidated Lap		Personal Best		Session Best		B Crossing the pit lane			
Lap	D	Time	Sector 1	Sector 2	Sector 3	T. Spd	Elapsed	Lap	D	Time	Sector 1	Sector 2	Sector 3	T. Spd	Elapsed
19	1	2:10.782	28.527	28.385	1:13.870	236.3	56:23.489	30	2	2:02.157	26.654	26.528	1:08.975	240.5	1:30:10.371
20	1	2:09.709	28.638	28.281	1:12.790	236.8	58:33.198	31	2	2:12.506	26.710	26.784	1:19.012	242.7	1:32:22.877
21	1	2:08.234	27.817	28.064	1:12.353	238.4	1:00:41.432	32	2	2:05.133	26.784	26.898	1:11.451	242.2	1:34:28.010
22	1	2:08.417	28.038	27.939	1:12.440	240.5	1:02:49.849	33	2	2:14.993 B	27.022	26.879	1:21.092	243.2	1:36:43.003
23	1	2:21.790 B	27.657	28.645	1:25.488	240.5	1:05:11.639	34	1	10:49.141	9:06.767	29.737	1:12.637		1:47:32.144
24	2	7:37.176	5:56.053	29.193	1:11.930		1:12:48.815	35	1	2:07.507	27.621	28.007	1:11.879	240.0	1:49:39.651
25	2	2:47.468 B	27.411	27.508	1:52.549	236.3	1:15:36.283	36	1	2:06.410	27.464	27.721	1:11.225	240.0	1:51:46.061
26	2	5:51.046	4:11.380	28.687	1:10.979		1:21:27.329	37	1	2:06.745	27.026	27.724	1:11.995	240.0	1:53:52.806
27	2	2:07.842	27.113	27.217	1:13.512	236.8	1:23:35.171	38	1	3:07.668 B	27.170	28.160	2:12.338	241.1	1:57:00.474
28	2	2:06.192	27.214	28.245	1:10.733	235.8	1:25:41.363	42 Prime Speed Sport Lamborghini Huracan GT3 EVO2							
29	2	2:03.685	26.734	27.059	1:09.892	237.4	1:27:45.048	1. Rene Heremana MALMEZ.3. Jono LESTER GT							
30	2	2:04.034	26.669	27.296	1:10.069	238.4	1:29:49.082	2. Nicholas FOSTER							
31	2	2:15.032 B	27.868	27.822	1:19.342	239.5	1:32:04.114	1	2	3:18.397 B	58.998	38.918	1:40.481		3:18.397
32	3	4:24.855	2:43.180	29.211	1:12.464		1:36:28.969	2	2	:01:49.255	...	38.512	1:31.688		1:05:07.652
33	3	2:07.834	27.136	28.720	1:11.978	238.4	1:38:36.803	3	2	2:32.880	32.397	35.273	1:25.210	195.7	1:07:40.532
34	3	2:56.689 B	27.057	27.253	2:02.379	238.4	1:41:33.492	4	2	2:20.538	30.455	30.059	1:20.024	209.7	1:10:01.070
35	3	6:05.248	4:21.794	30.783	1:12.671		1:47:38.740	5	2	2:14.846	28.722	30.363	1:15.761	229.8	1:12:15.916
36	3	2:05.186	27.292	27.442	1:10.452	236.8	1:49:43.926	6	2	2:29.879 B	28.279	31.386	1:30.214	230.8	1:14:45.795
37	3	2:04.574	27.137	27.581	1:09.856	238.9	1:51:48.500	7	2	2:37.963	...	30.400	1:15.073		1:28:23.758
38	3	2:07.623	27.039	27.159	1:13.425	238.4	1:53:56.123	8	2	2:09.793	27.802	28.737	1:13.254	231.3	1:30:33.551
39	3	3:06.932 B	26.987	27.068	2:12.877	239.5	1:57:03.055	9	2	2:08.817	27.639	28.472	1:12.706	230.8	1:32:42.368
35 Ultimate Ligier JS P320 - Nissan								43 Inter Europol Competition Ligier JS P320 - Nissan							
1. Stéphane LEMERET						3. Bence VALINT		1. Steve BROOKS							
2. Matteo QUINTARELLI						LMP3		2. Kevin RABIN							
1	2	3:05.393	1:13.175	34.647	1:17.571		3:05.393	1	2	8:41.781	6:55.525	31.344	1:14.912		8:41.781
2	2	2:08.364	27.847	28.056	1:12.461	240.0	5:13.757	2	2	2:08.596	27.677	28.253	1:12.666	235.3	10:50.377
3	2	2:06.411	27.489	27.762	1:11.160	242.7	7:20.168	3	2	2:08.132	27.498	28.215	1:12.419	237.9	12:58.509
4	2	2:03.394	26.906	26.644	1:09.844	246.6	9:23.562	4	2	2:07.922	27.499	27.669	1:12.754	238.4	15:06.431
5	2	2:05.766	27.361	26.706	1:11.699	246.0	11:29.328	5	2	2:06.194	27.253	27.559	1:11.382	239.5	17:12.625
6	2	2:04.201	26.953	26.853	1:10.395	244.3	13:33.529	6	2	2:05.424	27.101	27.408	1:10.915	241.1	19:18.049
7	2	2:03.720	26.907	26.716	1:10.097	244.9	15:37.249	7	2	2:05.415	27.265	27.291	1:10.859	240.0	21:23.464
8	2	2:12.343 B	27.084	26.902	1:18.357	245.5	17:49.592	8	2	2:05.503	27.248	27.563	1:10.692	237.9	23:28.967
9	3	9:54.392	8:09.243	30.679	1:14.470		27:43.984	9	2	2:05.950	27.149	27.703	1:11.098	238.4	25:34.917
10	3	2:08.533	27.990	27.750	1:12.793	242.7	29:52.517	10	2	2:17.583 B	27.361	28.080	1:22.142	241.6	27:52.500
11	3	2:08.647	27.631	28.955	1:12.061	242.2	32:01.164	11	1	8:30.934	6:40.371	30.637	1:19.926		36:23.434
12	3	2:07.837	27.563	27.717	1:12.557	249.4	34:09.001	12	1	2:16.996	29.441	30.243	1:17.312	231.3	38:40.430
13	3	2:08.470	27.508	27.595	1:13.367	243.2	36:17.471	13	1	2:17.783	29.304	30.954	1:17.525	234.8	40:58.213
14	3	2:06.675	26.999	28.081	1:11.595	242.7	38:24.146	14	1	2:15.453	28.602	29.447	1:17.404	236.3	43:13.666
15	3	2:06.651	27.174	27.834	1:11.643	243.8	40:30.797	15	1	2:14.370	29.474	29.460	1:15.436	235.3	45:28.036
16	3	2:07.462	27.193	27.501	1:12.768	247.1	42:38.259	16	1	2:13.732	28.669	29.173	1:15.890	234.3	47:41.768
17	3	2:32.348 B	27.700	29.105	1:35.543	242.7	45:10.607	17	1	2:30.408	45.221	30.019	1:15.168	240.0	50:12.176
18	1	13:29.379	...	30.263	1:15.516		58:39.986	18	1	2:14.145	28.717	29.273	1:16.155	236.8	52:26.321
19	1	2:13.133	28.565	29.557	1:15.011	238.9	1:00:53.119	19	1	2:13.563	28.595	29.351	1:15.617	237.9	54:39.884
20	1	2:12.590	29.225	29.095	1:14.270	238.9	1:03:05.709	20	1	2:14.751	28.670	30.171	1:15.910	232.8	56:54.635
21	1	2:11.718	28.424	28.633	1:14.661	239.5	1:05:17.427	21	1	2:28.126 B	28.597	30.307	1:29.222	235.8	59:22.761
22	1	2:10.313	28.239	28.480	1:13.594	244.3	1:07:27.740	22	3	4:38.057	2:48.310	32.719	1:17.028		1:04:00.818
23	1	2:09.390	28.136	28.081	1:13.173	239.5	1:09:37.130								
24	1	2:08.544	27.808	28.016	1:12.720	241.1	1:11:45.674								
25	1	2:18.434 B	27.811	27.957	1:22.666	242.2	1:14:04.108								
26	2	7:51.383	6:09.119	29.304	1:12.960		1:21:55.491								
27	2	2:05.379	27.782	27.434	1:10.163	241.1	1:24:00.870								
28	2	2:04.820	26.645	28.144	1:10.031	242.7	1:26:05.690								
29	2	2:02.524	26.828	26.519	1:09.177	240.5	1:28:08.214								



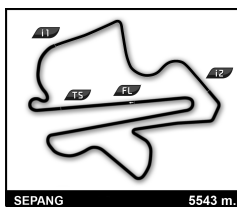


Asian Le Mans Series Private Test Private Test Session 1

Sector Analysis

Lap under Red Flag											Invalidated Lap	Personal Best	Session Best	B Crossing the pit lane	
Lap	D	Time	Sector 1	Sector 2	Sector 3	T. Spd	Elapsed	Lap	D	Time	Sector 1	Sector 2	Sector 3	T. Spd	Elapsed
23	3	2:12.176	28.824	30.170	1:13.182	237.9	1:06:12.994	33	1	2:13.192	28.603	29.158	1:15.431	237.4	1:38:37.468
24	3	2:10.608	28.173	28.734	1:13.701	239.5	1:08:23.602	34	1	3:12.148 B	27.941	29.218	2:14.989	241.1	1:41:49.616
25	3	2:12.369	30.743	28.541	1:13.085	240.0	1:10:35.971	35	2	6:02.955	4:22.155	29.206	1:11.594		1:47:52.571
26	3	2:08.719	27.829	27.999	1:12.891	238.9	1:12:44.690	36	2	2:06.056	27.694	27.808	1:10.554	242.2	1:49:58.627
27	3	2:50.414 B	27.636	28.129	1:54.649	239.5	1:15:35.104	37	2	2:06.379	27.372	27.799	1:11.208	240.5	1:52:05.006
28	3	6:19.960	4:34.206	30.981	1:14.773		1:21:55.064	38	2	2:32.413 B	26.877	41.222	1:24.314	240.0	1:54:37.419
29	3	2:10.497	29.309	28.506	1:12.682	234.3	1:24:05.561	50 AF Corse 1.Jeremy CLARKE 3.Olivier PLA Oreca 07 - Gibson LMP2 2.Patrick BYRNE							
30	3	2:07.523	27.778	27.708	1:12.037	238.4	1:26:13.084	1	3	2:32.383 B	40.215	29.934	1:22.234		2:32.383
31	3	2:07.005	27.828	27.688	1:11.489	240.0	1:28:20.089	2	3	4:05.954	2:33.148	25.995	1:06.811		6:38.337
32	3	2:06.104	27.466	27.451	1:11.187	241.1	1:30:26.193	3	3	1:55.545	25.596	24.899	1:05.050	264.7	8:33.882
33	3	2:08.100	27.823	27.507	1:12.770	239.5	1:32:34.293	4	3	1:54.458	25.193	24.563	1:04.702	266.0	10:28.340
34	3	2:08.848	27.853	27.668	1:13.327	240.5	1:34:43.141	5	3	2:00.273	25.288	25.620	1:09.365	266.7	12:28.613
35	3	2:17.668 B	27.477	27.633	1:22.558	238.9	1:37:00.809	6	3	2:23.975	25.358	24.832	1:33.785	264.7	14:52.588
36	2	6:43.845 B	3:17.584	55.310	2:30.951		1:43:44.654	7	3	1:54.566	25.381	24.616	1:04.569	264.7	16:47.154
37	2	4:17.149	2:34.029	30.883	1:12.237		1:48:01.803	8	3	2:05.783 B	25.473	25.594	1:14.716	266.7	18:52.937
38	2	2:06.135	27.343	27.707	1:11.085	240.0	1:50:07.938	9	3	16:03.085	...	26.109	1:06.276		34:56.022
39	2	2:06.704	27.471	27.428	1:11.805	241.6	1:52:14.642	10	3	1:55.845	25.525	24.885	1:05.435	262.1	36:51.867
40	2	2:16.436 B	27.076	28.118	1:21.242	241.6	1:54:31.078	11	3	1:55.928	25.614	25.323	1:04.991	264.7	38:47.795
49 High Class Racing 1.Mark PATTERSON 3.Seth LUCAS Ligier JS P20 - Nissan LMP3 2.Anders FJORBACH															
1	2	3:04.773 B	1:11.989	30.201	1:22.583		3:04.773	12	3	1:59.230	26.175	26.411	1:06.644	265.4	40:47.025
2	2	4:52.381	3:12.250	27.455	1:12.676		7:57.154	13	3	1:55.504	25.424	25.122	1:04.958	264.1	42:42.529
3	2	2:05.211	27.209	27.836	1:10.166	242.2	10:02.365	14	3	2:09.407 B	27.187	25.919	1:16.301	264.1	44:51.936
4	2	2:03.969	26.628	27.157	1:10.184	243.2	12:06.334	15	1	4:26.691	2:47.115	28.715	1:10.861		49:18.627
5	2	2:03.107	26.743	26.953	1:09.411	243.2	14:09.441	16	1	2:03.432	27.192	26.846	1:09.394	262.8	51:22.059
6	2	2:07.118	26.747	28.027	1:12.344	243.8	16:16.559	17	1	2:02.294	27.627	26.534	1:08.133	251.2	53:24.353
7	2	2:14.755	26.832	28.384	1:19.539	242.7	18:31.314	18	1	2:02.545	26.822	27.753	1:07.970	263.4	55:26.898
8	2	2:06.226	26.671	27.136	1:12.419	241.1	20:37.540	19	1	2:00.337	26.358	26.020	1:07.959	261.5	57:27.235
9	2	2:12.474 B	26.795	27.617	1:18.062	242.7	22:50.014	20	1	2:01.309	26.731	26.405	1:08.173	262.8	59:28.544
10	2	5:03.387	3:23.269	28.434	1:11.684		27:53.401	21	1	2:01.152	26.747	26.228	1:08.177	264.1	1:01:29.696
11	2	2:05.881	26.979	27.988	1:10.914	242.2	29:59.282	22	1	1:59.585	26.410	26.249	1:06.926	264.7	1:03:29.281
12	2	2:07.145	26.676	27.169	1:13.300	241.1	32:06.427	23	1	1:58.592	25.609	26.260	1:06.723	265.4	1:05:27.873
13	2	2:03.143	26.492	26.584	1:10.067	242.2	34:09.570	24	1	1:59.732	26.206	26.178	1:07.348	264.1	1:07:27.605
14	2	2:06.308	27.159	27.491	1:11.658	243.2	36:15.878	25	1	2:08.385 B	26.112	25.956	1:16.317	264.1	1:09:35.990
15	2	2:02.982	26.794	26.660	1:09.528	242.2	38:18.860	26	2	4:38.030	2:53.842	30.226	1:13.962		1:14:14.020
16	2	2:04.277	26.870	26.855	1:10.552	242.7	40:23.137	27	2	4:01.892 B	36.977	58.871	2:26.044	250.0	1:18:15.912
17	2	2:05.952	26.779	28.112	1:11.061	241.6	42:29.089	28	2	4:00.195	2:17.933	28.465	1:13.797		1:22:16.107
18	2	2:14.647 B	26.773	27.945	1:19.929	241.6	44:43.736	29	2	2:05.488	27.066	27.071	1:11.351	261.5	1:24:21.595
19	1	10:51.723	8:59.353	33.325	1:19.045		55:35.459	30	2	2:07.417	26.916	27.748	1:12.753	262.1	1:26:29.012
20	1	2:20.583	29.606	31.693	1:19.284	234.3	57:56.042	31	2	2:11.338 B	26.637	26.665	1:18.036	263.4	1:28:40.350
21	1	2:19.544	28.999	30.258	1:20.287	238.4	1:00:15.586	32	1	5:07.268	3:24.290	27.609	1:15.369		1:33:47.618
22	1	2:16.617	28.634	30.026	1:17.957	239.5	1:02:32.203	33	1	2:01.969	26.013	26.275	1:09.681	262.1	1:35:49.587
23	1	2:16.019	28.478	30.077	1:17.464	241.1	1:04:48.222	34	1	1:57.366	25.505	25.095	1:06.766	262.8	1:37:46.953
24	1	2:18.872	28.983	29.591	1:20.298	239.5	1:07:07.094	35	1	1:58.383	25.528	25.033	1:07.822	264.7	1:39:45.336
25	1	2:17.440	29.314	30.098	1:18.028	238.4	1:09:24.534	36	1	4:16.170 B	52.527	58.942	2:24.701	78.4	1:44:01.506
26	1	2:16.070	28.281	30.104	1:17.685	240.5	1:11:40.604	37	2	4:09.554	2:26.679	30.784	1:12.091		1:48:11.060
27	1	2:14.376	28.256	29.226	1:16.894	240.0	1:13:54.980	38	2	2:03.944	26.364	27.482	1:10.098	262.8	1:50:15.004
28	1	3:50.058 B	28.318	55.163	2:26.577	238.4	1:17:45.038	39	2	2:00.676	26.027	26.330	1:08.319	264.7	1:52:15.680
29	1	11:59.599	...	30.660	1:18.121		1:29:44.637	40	2	3:44.340 B	26.190	27.608	2:50.542	264.7	1:56:00.020
30	1	2:14.040	27.994	29.563	1:16.483	238.4	1:31:58.677	51 AF Corse 1.Custodio TOLEDO 3.Riccardo AGOSTINI Ferrari 296 GT3 2.Cedric SBIRAZZOULI GT							
31	1	2:12.794	28.211	29.159	1:15.424	237.4	1:34:11.471	1	3	4:51.887 B	2:45.514	34.381	1:31.992		4:51.887
32	1	2:12.805	28.364	29.337	1:15.104	237.9	1:36:24.276								



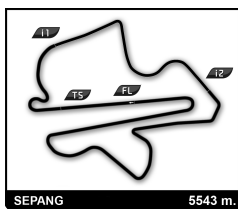


Asian Le Mans Series Private Test Private Test Session 1

Sector Analysis

Lap under Red Flag											Invalidated Lap	Personal Best	Session Best	B Crossing the pit lane	
Lap	D	Time	Sector 1	Sector 2	Sector 3	T. Spd	Elapsed	Lap	D	Time	Sector 1	Sector 2	Sector 3	T. Spd	Elapsed
2	3	5:15.140	3:24.833	33.218	1:17.089		10:07.027	20	1	2:10.399	27.825	28.708	1:13.866	236.8	1:03:07.417
3	3	2:11.844	28.955	28.860	1:14.029	202.6	12:18.871	21	1	2:21.225 B	27.864	29.213	1:24.148	239.5	1:05:28.642
4	3	2:07.951	27.141	28.106	1:12.704	234.3	14:26.822	22	2	4:12.349	2:28.699	29.308	1:14.342		1:09:40.991
5	3	2:05.745	26.863	27.832	1:11.050	235.3	16:32.567	23	2	2:09.389	27.906	28.575	1:12.908	237.9	1:11:50.380
6	3	2:06.901	27.021	28.271	1:11.609	235.3	18:39.468	24	2	2:08.950	27.529	28.410	1:13.011	234.8	1:13:59.330
7	3	2:12.606 B	27.037	27.859	1:17.710	235.3	20:52.074	25	2	3:54.032 B	34.994	57.728	2:21.310	236.3	1:17:53.362
8	1	26:16.916	...	32.176	1:19.500		47:08.990	26	2	3:38.888	1:56.721	29.426	1:12.741		1:21:32.250
9	1	2:15.015	28.963	29.637	1:16.415	232.3	49:24.005	27	2	2:08.927	27.487	28.570	1:12.870	235.8	1:23:41.177
10	1	2:11.696	28.063	28.995	1:14.638	234.8	51:35.701	28	2	2:08.664	27.654	28.545	1:12.465	236.3	1:25:49.841
11	1	2:11.068	27.726	28.979	1:14.363	234.8	53:46.769	29	2	2:08.272	27.540	28.534	1:12.196	236.3	1:27:58.113
12	1	2:11.249	27.981	29.167	1:14.101	236.3	55:58.018	30	2	2:08.446	27.397	28.536	1:12.513	237.4	1:30:06.559
13	1	2:11.680	27.999	29.389	1:14.292	233.8	58:09.698	31	2	2:08.438	27.343	28.593	1:12.502	236.8	1:32:14.997
14	1	2:13.719	28.099	29.572	1:16.048	236.3	1:00:23.417	32	2	2:14.238 B	27.601	28.688	1:17.949	236.8	1:34:29.235
15	1	2:11.384	28.059	29.152	1:14.173	237.4	1:02:34.801	33	2	4:26.263	2:24.277	34.800	1:27.186		1:38:55.498
16	1	2:14.849	28.007	29.419	1:17.423	236.8	1:04:49.650	34	2	3:47.185 B	32.552	49.753	2:24.880	222.7	1:42:42.683
17	1	2:16.856	28.271	29.567	1:19.018	234.8	1:07:06.506	35	1	5:24.745	3:28.372	36.998	1:19.375		1:48:07.428
18	1	2:14.852	29.467	29.718	1:15.667	235.3	1:09:21.358	36	1	2:10.955	27.944	28.551	1:14.460	234.8	1:50:18.383
19	1	2:11.115	27.910	28.817	1:14.388	234.8	1:11:32.473	37	1	2:08.689	27.461	28.537	1:12.691	235.3	1:52:27.072
20	1	2:22.019 B	29.012	29.422	1:23.585	235.8	1:13:54.492	38	1	2:08.352	27.216	28.198	1:12.938	235.8	1:54:35.424
21	2	8:07.197	6:21.830	29.920	1:15.447		1:22:01.689	39	1	3:56.020 B	33.506	57.937	2:24.577	235.3	1:58:31.444
22	2	2:10.454	28.057	28.875	1:13.522	235.3	1:24:12.143	60 Proton Competition Porsche 911 GT3 R GT							
23	2	2:09.951	27.847	28.782	1:13.322	236.3	1:26:22.094	1.Claudio SCHIAVONI 3.Alessio PICARELLO							
24	2	2:09.717	27.887	28.653	1:13.177	236.3	1:28:31.811	2.Matteo CRESSONI							
25	2	2:09.733	27.855	28.569	1:13.309	236.3	1:30:41.544	1	1	:32:11.315	...	33.879	1:28.606		1:32:11.315
26	2	2:10.003	28.130	29.042	1:12.831	236.8	1:32:51.547	2	1	2:25.477	31.924	31.755	1:21.798	228.3	1:34:36.792
27	2	2:09.396	27.728	28.671	1:12.997	234.8	1:35:00.943	3	1	2:21.957	29.642	30.692	1:21.623	228.3	1:36:58.749
28	2	2:22.277 B	27.791	28.832	1:25.654	237.4	1:37:23.220	4	1	2:20.416	30.183	31.109	1:19.124	231.3	1:39:19.165
29	1	11:14.554	9:12.238	32.779	1:29.537		1:48:37.774	5	1	3:49.858 B	29.719	54.060	2:26.079	232.3	1:43:09.023
30	1	2:08.743	27.588	28.955	1:12.200	231.8	1:50:46.517	6	1	5:17.062	3:23.035	32.860	1:21.167		1:48:26.085
31	1	2:16.522	29.013	30.258	1:17.251	233.3	1:53:03.039	7	1	2:16.172	28.875	29.978	1:17.319	230.8	1:50:42.257
32	1	2:30.637 B	27.273	29.252	1:34.112	235.3	1:55:33.676	8	1	2:14.521	28.352	30.026	1:16.143	230.8	1:52:56.778
57 Car Guy Ferrari 296 GT3 GT															
1.Yudai UCHIDA 3.Daniel SERRA															
2.Esteban MASSON															
1	3	2:49.584 B	48.399	33.525	1:27.660		2:49.584	74 Kessel Racing Ferrari 296 GT3 GT							
2	3	3:52.377	2:06.724	29.189	1:16.464		6:41.961	1.Dustin Scott BLATTNER 3.Dennis MARSCHALL							
3	3	2:07.128	27.524	27.954	1:11.650	233.3	8:49.089	2.Ben TUCK							
4	3	2:06.265	27.227	27.777	1:11.261	234.3	10:55.354	1	3	3:32.339	1:45.396	29.980	1:16.963		3:32.339
5	3	2:14.980	27.248	28.871	1:18.861	235.8	13:10.334	2	3	2:06.889	27.344	27.837	1:11.708	236.8	5:39.228
6	3	2:07.037	27.342	27.920	1:11.775	235.8	15:17.371	3	3	2:05.704	26.885	27.674	1:11.145	237.9	7:44.932
7	3	2:07.463	27.346	28.142	1:11.975	235.8	17:24.834	4	3	2:05.462	26.793	27.658	1:11.011	242.2	9:50.394
8	3	2:07.660	27.361	28.232	1:12.067	235.8	19:32.494	5	3	2:05.893	26.963	27.568	1:11.362	242.2	11:56.287
9	3	2:07.463	27.336	28.098	1:12.029	236.8	21:39.957	6	3	2:14.022 B	27.083	28.021	1:18.918	239.5	14:10.309
10	3	2:16.367 B	27.366	28.648	1:20.353	232.8	23:56.324	7	3	8:00.981	6:21.185	28.038	1:11.758		22:11.290
11	1	19:26.338	...	33.992	1:17.643		43:22.662	8	3	2:07.595	27.130	28.367	1:12.098	237.4	24:18.885
12	1	2:12.706	28.030	29.115	1:15.561	236.8	45:35.368	9	3	2:06.767	27.104	28.116	1:11.547	241.1	26:25.652
13	1	2:15.301	29.021	30.377	1:15.903	237.4	47:50.669	10	3	2:07.825	27.061	28.273	1:12.491	241.6	28:33.477
14	1	2:11.075	27.966	28.960	1:14.149	237.4	50:01.744	11	3	2:06.917	27.135	27.953	1:11.829	239.5	30:40.394
15	1	2:10.093	27.740	28.841	1:13.512	236.3	52:11.837	12	3	2:07.401	27.135	28.117	1:12.149	243.2	32:47.795
16	1	2:10.339	27.774	28.877	1:13.688	236.8	54:22.176	13	3	2:08.158	27.165	28.566	1:12.427	241.6	34:55.953
17	1	2:13.019	27.723	28.693	1:16.603	234.3	56:35.195	14	3	2:13.317 B	27.384	28.206	1:17.727	242.2	37:09.270
18	1	2:10.342	27.928	28.677	1:13.737	235.8	58:45.537	15	1	4:48.363	3:04.934	29.226	1:14.203		41:57.633
19	1	2:11.481	27.876	28.962	1:14.643	236.8	1:00:57.018	16	1	2:11.373	28.238	29.348	1:13.787	240.5	44:09.006
								17	1	2:10.938	27.915	29.528	1:13.495	236.8	46:19.944



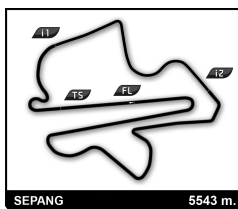


Asian Le Mans Series Private Test Private Test Session 1

Sector Analysis

Lap under Red Flag											Invalidated Lap	Personal Best	Session Best	B Crossing the pit lane	
Lap	D	Time	Sector 1	Sector 2	Sector 3	T. Spd	Elapsed	Lap	D	Time	Sector 1	Sector 2	Sector 3	T. Spd	Elapsed
18	1	2:10.327	27.795	28.800	1:13.732	240.0	48:30.271	26	1	2:46.257 B	29.224	29.855	1:47.178	208.5	1:15:22.614
19	1	2:10.205	27.421	28.886	1:13.898	241.6	50:40.476	27	1	8:41.990	6:56.468	29.569	1:15.953		1:24:04.604
20	1	2:10.595	27.789	28.650	1:14.156	240.0	52:51.071	28	1	2:13.849	28.588	30.359	1:14.902	231.8	1:26:18.453
21	1	2:20.462 B	27.519	29.197	1:23.746	238.9	55:11.533	29	1	2:13.871	28.495	29.542	1:15.834	229.8	1:28:32.324
22	1	4:50.379	3:05.980	30.704	1:13.695		1:00:01.912	30	1	2:14.613	28.851	29.524	1:16.238	232.8	1:30:46.937
23	1	2:10.038	27.645	28.966	1:13.427	240.0	1:02:11.950	31	1	2:17.670	28.530	29.255	1:19.885	232.3	1:33:04.607
24	1	2:10.791	27.773	28.807	1:14.211	238.9	1:04:22.741	32	1	2:32.561	28.810	29.324	1:34.427	232.3	1:35:37.168
25	1	2:09.925	27.819	28.713	1:13.393	238.9	1:06:32.666	33	1	2:12.419	28.436	29.138	1:14.845	231.8	1:37:49.587
26	1	2:20.554 B	27.944	29.170	1:23.440	243.2	1:08:53.220	34	1	7:27.689 B	28.492	29.314	6:29.883	231.8	1:45:17.276
27	1	3:48.256	2:03.580	29.811	1:14.865		1:12:41.476	35	2	5:39.465	3:45.929	35.353	1:18.183		1:50:56.741
28	1	2:48.083 B	27.559	28.703	1:51.821	239.5	1:15:29.559	36	2	2:11.780	27.865	28.987	1:14.928	229.8	1:53:08.521
29	1	6:48.151	4:56.849	28.722	1:22.580		1:22:17.710	37	2	2:30.584 B	27.755	28.338	1:34.491	229.8	1:55:39.105
30	1	2:07.686	27.382	28.256	1:12.048	237.9	1:24:25.396	79 Tsunami RT Porsche 911 GT3 R GT							
31	1	2:07.994	27.595	28.157	1:12.242	241.1	1:26:33.390	1.Johannes ZELGER							
32	1	2:07.865	27.178	28.068	1:12.619	238.9	1:28:41.255	2.Fabio BABINI							
33	1	2:08.990	27.180	28.455	1:13.355	241.1	1:30:50.245	3.Daniel GAUNT							
34	1	2:09.985	27.323	28.383	1:14.279	241.1	1:33:00.230	1	2	3:34.145	1:42.532	32.520	1:19.093		3:34.145
35	1	2:09.093	27.696	28.729	1:12.668	240.0	1:35:09.323	2	2	2:09.310	28.055	28.657	1:12.598	233.3	5:43.455
36	1	2:09.355	27.279	28.364	1:13.715	240.0	1:37:18.678	3	2	2:08.616	27.867	28.467	1:12.822	235.8	7:52.071
37	1	2:18.374 B	27.261	28.639	1:22.474	241.6	1:39:37.052	4	2	2:07.945	27.451	28.358	1:12.136	234.3	10:00.016
38	2	8:47.307	7:03.036	29.880	1:14.391		1:48:24.359	5	2	2:14.265 B	27.471	28.798	1:17.996	234.3	12:14.281
39	2	2:09.320	27.675	28.506	1:13.139	240.5	1:50:33.679	6	2	10:10.953	8:28.221	28.671	1:14.061		22:25.234
40	2	2:08.684	28.220	28.265	1:12.199	240.5	1:52:42.363	7	2	2:10.760	27.751	29.487	1:13.522	233.8	24:35.994
41	2	2:08.023	27.224	28.063	1:12.736	240.0	1:54:50.386	8	2	2:14.799 B	27.684	28.823	1:18.232	233.3	26:50.733
42	2	3:59.328 B	39.357	57.927	2:22.044	225.9	1:58:49.714	9	2	12:54.152	...	29.257	1:13.318		39:44.885
77 Optimum Motorsport McLaren 720S GT3															
1.Morgan TILLBROOK															
2.Tom IKIN															
3.Tom GAMBLE															
1	3	3:04.207	1:17.568	30.697	1:15.942		3:04.207	10	2	2:11.349	28.537	28.886	1:13.926	228.8	31:28.322
2	3	2:13.580	28.020	29.258	1:16.302	227.4	5:17.787	11	2	2:10.370	27.892	28.719	1:13.759	229.8	33:38.692
3	3	2:09.176	27.857	28.551	1:12.768	229.3	7:26.963	12	2	2:10.186	27.798	28.785	1:13.603	230.8	35:48.878
4	3	2:08.202	27.614	28.293	1:12.295	231.3	9:35.165	13	2	2:10.648	28.002	28.777	1:13.869	229.8	37:59.526
5	3	2:08.003	27.538	28.218	1:12.247	229.8	11:43.168	14	2	2:17.948 B	28.186	29.160	1:20.602	230.3	40:17.474
6	3	2:08.487	27.698	28.425	1:12.364	230.3	13:51.655	15	2	4:11.159	2:28.317	29.015	1:13.827		44:28.633
7	3	2:16.098 B	27.660	28.358	1:20.080	230.3	16:07.753	16	2	2:12.202	28.239	29.100	1:14.863	230.8	46:40.835
8	2	10:55.783	9:08.172	31.195	1:16.416		27:03.536	17	2	2:11.395	28.190	28.968	1:14.237	230.8	48:52.230
9	2	2:13.437	29.236	29.509	1:14.692	229.3	29:16.973	18	2	2:10.629	28.117	29.082	1:13.430	231.3	51:02.859
10	2	2:11.349	28.537	28.886	1:13.926	228.8	31:28.322	19	2	2:17.419 B	28.119	29.363	1:19.937	229.8	53:20.278
11	2	2:10.370	27.892	28.719	1:13.759	229.8	33:38.692	20	1	6:45.399	4:54.280	31.146	1:19.973		1:00:05.677
12	2	2:10.186	27.798	28.785	1:13.603	230.8	35:48.878	21	1	2:17.199	29.257	30.091	1:17.851	230.8	1:02:22.876
13	2	2:10.648	28.002	28.777	1:13.869	229.8	37:59.526	22	1	2:13.856	28.892	29.543	1:15.421	231.8	1:04:36.732
14	2	2:17.948 B	28.186	29.160	1:20.602	230.3	40:17.474	23	1	2:17.347	28.798	29.456	1:19.093	230.8	1:06:54.079
15	2	4:11.159	2:28.317	29.015	1:13.827		44:28.633	24	1	2:13.261	28.436	29.818	1:15.007	230.3	1:09:07.340
16	2	2:12.202	28.239	29.100	1:14.863	230.8	46:40.835	25	1	3:29.017	28.983	29.224	2:30.810	231.3	1:12:36.357
17	2	2:11.395	28.190	28.968	1:14.237	230.8	48:52.230	81 Winward Racing Mercedes-AMG GT3 EVO GT							
18	2	2:10.629	28.117	29.082	1:13.430	231.3	51:02.859	1.Jules GOUNON							
19	2	2:17.419 B	28.119	29.363	1:19.937	229.8	53:20.278	2.Gabriele PIANA							
20	1	6:45.399	4:54.280	31.146	1:19.973		1:00:05.677	1	1	2:40.318	56.060	29.641	1:14.617		2:40.318
21	1	2:17.199	29.257	30.091	1:17.851	230.8	1:02:22.876	2	1	2:07.424	27.497	28.259	1:11.668	234.8	4:47.742
22	1	2:13.856	28.892	29.543	1:15.421	231.8	1:04:36.732								
23	1	2:17.347	28.798	29.456	1:19.093	230.8	1:06:54.079								
24	1	2:13.261	28.436	29.818	1:15.007	230.3	1:09:07.340								
25	1	3:29.017	28.983	29.224	2:30.810	231.3	1:12:36.357								



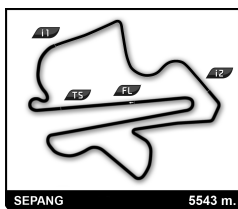


Asian Le Mans Series Private Test Private Test Session 1

Sector Analysis

Lap under Red Flag												Invalidated Lap	Personal Best	Session Best	B Crossing the pit lane
Lap	D	Time	Sector 1	Sector 2	Sector 3	T. Spd	Elapsed	Lap	D	Time	Sector 1	Sector 2	Sector 3	T. Spd	Elapsed
3	1	2:06.379	27.116	28.035	1:11.228	235.3	6:54.121	9	3	12:08.643	...	28.605	1:12.317		32:56.166
4	1	2:05.922	26.875	27.899	1:11.148	237.4	9:00.043	10	3	2:08.057	27.433	28.469	1:12.155	234.3	35:04.223
5	1	2:06.881	26.911	27.941	1:12.029	238.4	11:06.924	11	3	2:07.380	27.358	28.043	1:11.979	233.3	37:11.603
6	1	2:06.462	27.081	28.032	1:11.349	237.4	13:13.386	12	3	2:08.058	27.318	28.318	1:12.422	232.8	39:19.661
7	1	2:06.982	27.094	28.169	1:11.719	236.8	15:20.368	13	3	2:07.913	27.299	28.282	1:12.332	234.3	41:27.574
8	1	2:12.750	B 27.207	28.337	1:17.206	237.4	17:33.118	14	3	2:09.314	27.237	28.906	1:13.171	234.3	43:36.888
9	3	4:25.624	2:41.686	29.682	1:14.256		21:58.742	15	3	2:08.448	27.405	28.606	1:12.437	235.3	45:45.336
10	3	2:09.355	27.734	28.638	1:12.983	233.8	24:08.097	16	3	2:16.603	B 27.314	29.109	1:20.180	236.3	48:01.939
11	3	2:10.401	28.955	28.686	1:12.760	235.3	26:18.498	17	2	4:18.960	2:34.118	29.326	1:15.516		52:20.899
12	3	2:09.217	27.706	28.526	1:12.985	235.8	28:27.715	18	2	2:14.094	29.613	29.542	1:14.939	235.3	54:34.993
13	3	2:09.563	27.723	28.784	1:13.056	232.8	30:37.278	19	2	2:11.613	28.222	29.034	1:14.357	233.3	56:46.606
14	3	2:09.551	27.800	28.660	1:13.091	235.8	32:46.829	20	2	2:11.113	27.891	29.207	1:14.015	233.3	58:57.719
15	3	2:10.782	27.811	29.913	1:13.058	236.3	34:57.611	21	2	2:10.950	27.602	28.963	1:14.385	234.3	1:01:08.669
16	3	2:24.007	B 27.917	29.072	1:27.018	236.8	37:21.618	22	2	2:10.628	27.726	28.908	1:13.994	234.8	1:03:19.297
17	3	3:48.963	2:02.639	29.152	1:17.172		41:10.581	23	2	2:10.244	27.591	28.995	1:13.658	234.3	1:05:29.541
18	3	2:11.451	27.993	29.206	1:14.252	234.8	43:22.032	24	2	2:10.011	27.661	28.919	1:13.431	235.8	1:07:39.552
19	3	2:11.266	27.809	29.133	1:14.324	235.8	45:33.298	25	2	2:20.536	B 27.733	28.805	1:23.998	234.3	1:10:00.088
20	3	2:13.434	27.965	31.260	1:14.209	236.3	47:46.732	26	1	4:12.180	2:21.871	30.724	1:19.585		1:14:12.268
21	3	2:11.302	28.152	29.053	1:14.097	232.8	49:58.034	27	1	4:02.363	B 37.335	58.112	2:26.916	231.8	1:18:14.631
22	3	2:10.677	28.072	28.992	1:13.613	235.3	52:08.711	28	1	4:18.862	2:29.360	30.114	1:19.388		1:22:33.493
23	3	2:18.107	B 28.059	29.056	1:20.992	234.8	54:26.818	29	1	2:14.480	28.939	29.730	1:15.811	232.3	1:24:47.973
24	3	4:38.018	2:37.973	33.634	1:26.411		59:04.836	30	1	2:14.572	28.596	29.771	1:16.205	233.8	1:27:02.545
25	3	2:15.181	28.704	29.648	1:16.829	233.8	1:01:20.017	31	1	2:13.289	28.209	29.571	1:15.509	235.3	1:29:15.834
26	3	2:06.954	27.452	28.292	1:11.210	237.4	1:03:26.971	32	1	2:12.355	28.326	29.322	1:14.707	234.8	1:31:28.189
27	3	2:07.293	27.252	28.656	1:11.385	236.8	1:05:34.264	33	1	2:24.010	B 28.304	29.926	1:25.780	235.3	1:33:52.199
28	3	2:06.813	27.414	28.102	1:11.297	236.8	1:07:41.077	34	1	3:09.958	1:23.240	30.235	1:16.483		1:37:02.157
29	3	2:16.432	B 27.198	28.166	1:21.068	236.8	1:09:57.509	35	1	2:12.646	28.413	29.494	1:14.739	233.3	1:39:14.803
30	2	8:00.848	B 4:39.528	58.384	2:22.936		1:17:58.357	36	1	3:41.881	B 27.881	50.714	2:23.286	234.8	1:42:56.684
31	2	4:44.552	3:02.983	28.715	1:12.854		1:22:42.909	37	1	5:11.637	3:21.758	31.605	1:18.274		1:48:08.321
32	2	2:07.622	27.468	28.328	1:11.826	234.3	1:24:50.531	38	1	2:10.608	27.817	28.754	1:14.037	234.3	1:50:18.929
33	2	2:08.128	27.263	28.606	1:12.259	236.3	1:26:58.659	39	1	2:09.820	27.858	28.710	1:13.252	235.3	1:52:28.749
34	2	2:06.848	27.128	28.125	1:11.595	235.8	1:29:05.507	40	1	2:52.839	B 27.709	28.449	1:56.681	234.8	1:55:21.588
35	2	2:08.257	27.359	28.873	1:12.025	236.3	1:31:13.764	83 AF Corse 1. François PERRODO 2. Matthieu VAXIVIERE 3. Alessio ROVERA Oreca 07 - Gibson LMP2							
36	2	2:07.406	27.148	28.133	1:12.125	236.3	1:33:21.170	1	2	4:26.243	B 54.206	59.442	2:32.595		4:26.243
37	2	2:07.532	27.167	28.180	1:12.185	236.8	1:35:28.702	2	2	6:19.623	B 4:30.556	29.862	1:19.205		10:45.866
38	2	2:07.901	27.134	28.308	1:12.459	237.4	1:37:36.603	3	2	5:04.786	3:30.348	26.502	1:07.936		15:50.652
39	2	2:08.801	27.181	28.296	1:13.324	237.4	1:39:45.404	4	2	1:54.980	25.285	24.985	1:04.710	262.8	17:45.632
40	2	4:16.813	B 53.393	58.277	2:25.143	78.5	1:44:02.217	5	2	1:54.384	25.343	24.796	1:04.245	264.1	19:40.016
41	1	4:56.963	3:07.751	29.048	1:20.164		1:48:59.180	6	2	1:55.565	24.979	24.647	1:05.939	265.4	21:35.581
42	1	2:08.150	27.474	28.547	1:12.129	236.8	1:51:07.330	7	2	1:58.122	25.263	24.563	1:08.296	263.4	23:33.703
43	1	2:07.232	27.376	28.223	1:11.633	236.8	1:53:14.562	8	2	1:54.111	25.226	24.886	1:03.999	263.4	25:27.814
44	1	2:43.360	B 27.638	28.541	1:47.181	237.9	1:55:57.922	9	2	1:53.764	24.962	24.556	1:04.246	264.7	27:21.578
82 AF Corse 1. Charles-Henri SAMANI 2. Conrad LAURSEN 3. Nico VARRONE Ferrari 296 GT3 GT							11 1 11:12.672 9:37.509 26.149 1:09.014 40:37.338								
1	3	3:36.129	B 1:33.697	33.070	1:29.362		3:36.129	12	1	1:59.319	25.830	26.270	1:07.219	262.8	42:36.657
2	3	3:43.693	1:53.884	31.350	1:18.459		7:19.822	13	1	2:00.616	26.181	25.865	1:08.570	263.4	44:37.273
3	3	2:18.324	29.710	30.857	1:17.757	215.6	9:38.146	14	1	2:00.041	25.558	25.717	1:08.766	262.1	46:37.314
4	3	2:13.792	29.436	30.040	1:14.316	218.2	11:51.938	15	1	1:57.845	25.511	25.572	1:06.762	264.1	48:35.159
5	3	2:13.254	28.820	30.012	1:14.422	229.8	14:05.192	16	1	1:58.256	25.573	25.872	1:06.811	266.0	50:33.415
6	3	2:07.917	27.587	28.024	1:12.306	230.8	16:13.109	17	1	1:58.697	25.846	26.084	1:06.767	263.4	52:32.112
7	3	2:07.384	27.079	28.151	1:12.154	233.3	18:20.493	18	1	2:18.535	B 25.492	28.815	1:24.228	265.4	54:50.647
8	3	2:27.030	B 29.633	31.114	1:26.283	211.4	20:47.523								



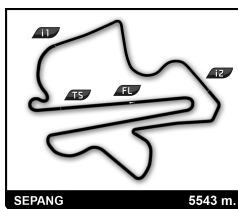


Asian Le Mans Series Private Test Private Test Session 1

Sector Analysis

Lap under Red Flag											Invalidated Lap	Personal Best	Session Best	B Crossing the pit lane		
Lap	D	Time	Sector 1	Sector 2	Sector 3	T. Spd	Elapsed	Lap	D	Time	Sector 1	Sector 2	Sector 3	T. Spd	Elapsed	
19	1	7:06.255	5:31.782	26.047	1:08.426		1:01:56.902	25	2	2:08.998	27.617	28.870	1:12.511	234.8	1:09:04.111	
20	1	2:01.694	26.211	26.670	1:08.813	264.7	1:03:58.596	26	2	2:08.766	27.540	28.429	1:12.797	232.8	1:11:12.877	
21	1	2:00.322	25.964	25.566	1:08.792	264.1	1:05:58.918	27	2	2:14.119 B	27.532	28.402	1:18.185	233.3	1:13:26.996	
22	1	1:58.950	25.625	25.704	1:07.621	262.1	1:07:57.868	28	1	10:10.186	8:22.080	29.450	1:18.656		1:23:37.182	
23	1	1:58.310	25.530	25.678	1:07.102	264.1	1:09:56.178	29	1	2:11.511	27.824	28.621	1:15.066	231.8	1:25:48.693	
24	1	1:58.459	25.505	25.667	1:07.287	263.4	1:11:54.637	30	1	2:07.722	27.352	28.365	1:12.005	233.3	1:27:56.415	
25	1	7:15.935 B	25.708	25.920	6:24.307	263.4	1:19:10.572	31	1	2:07.694	27.231	28.386	1:12.077	233.8	1:30:04.109	
26	3	16:58.380	...	27.189	1:08.715		1:36:08.952	32	1	2:08.488	27.329	28.249	1:12.910	233.8	1:32:12.597	
27	3	1:56.338	25.510	25.634	1:05.197	260.2	1:38:05.290	33	1	2:08.023	27.472	28.222	1:12.329	232.8	1:34:20.620	
28	3	2:16.803 B	25.481	25.250	1:26.072	264.1	1:40:22.093	34	1	2:09.915	27.556	28.645	1:13.714	233.3	1:36:30.535	
29	3	7:22.814	5:45.371	27.664	1:09.779		1:47:44.907	35	1	2:09.049	27.381	28.448	1:13.220	232.3	1:38:39.584	
30	3	2:01.133	26.214	26.595	1:08.324	264.7	1:49:46.040	36	1	3:10.767 B	27.767	28.463	2:14.537	233.3	1:41:50.351	
31	3	1:58.295	25.464	25.658	1:07.173	264.7	1:51:44.335	37	1	6:10.985	4:27.758	29.835	1:13.392		1:48:01.336	
32	3	1:57.810	25.120	25.074	1:07.616	264.1	1:53:42.145	38	1	2:09.986	27.703	29.076	1:13.207	234.8	1:50:11.322	
33	3	2:45.463 B	25.130	24.806	1:55.527	264.1	1:56:27.608	39	1	2:09.322	27.609	28.691	1:13.022	233.8	1:52:20.644	
85 Iron Dames Porsche 911 GT3 R GT																
1. Celia MARTIN			3. Michelle GATTING													
2. Sarah BOVY																
1	2	2:34:59.930	...	29.693	1:15.902		1:34:59.930	40	1	2:09.841	27.560	28.503	1:13.778	235.3	1:54:30.485	
2	2	2:12.923	28.654	29.831	1:14.438	231.3	1:37:12.853	41	1	3:39.579 B	27.558	51.521	2:20.500	236.8	1:58:10.064	
3	2	2:11.870	28.070	30.089	1:13.711	231.3	1:39:24.723	89 EBM Aston Martin Vantage AMR GT3								
4	2	3:57.842 B	36.306	57.899	2:23.637	232.3	1:43:22.565	1. Anderson TANOTO			3. Marco SORENSEN			GT		
5	1	5:08.244	3:16.432	31.060	1:20.752		1:48:30.809	2. Brendon LEITCH								
6	1	2:14.470	28.811	29.705	1:15.954	232.3	1:50:45.279	1	3	3:17.489	1:22.325	33.792	1:21.372		3:17.489	
7	1	2:12.223	28.530	29.173	1:14.520	234.8	1:52:57.502	2	3	2:16.865	29.740	31.291	1:15.834	228.8	5:34.354	
8	1	4:21.882 B	29.254	29.215	3:23.413	235.3	1:57:19.384	3	3	2:16.161	30.264	29.639	1:16.258	187.5	7:50.515	
87 Origine Motorsport Porsche 911 GT3 R GT																
1. Bo YUAN			3. Laurin HEINRICH													
2. Hongli YE																
1	3	2:40.579	54.267	30.806	1:15.506		2:40.579	4	3	2:26.337 B	27.841	29.833	1:28.663	236.8	10:16.852	
2	3	2:09.619	28.173	28.891	1:12.555	229.8	4:50.198	5	3	5:02.590	3:16.179	30.498	1:15.913		15:19.442	
3	3	2:07.403	27.321	28.260	1:11.822	235.3	6:57.601	6	3	2:10.486	27.984	29.150	1:13.352	232.8	17:29.928	
4	3	2:08.343	27.268	28.194	1:12.881	235.3	9:05.944	7	3	2:08.797	27.709	28.446	1:12.642	233.3	19:38.725	
5	3	2:09.684	27.299	28.286	1:14.099	234.8	11:15.628	8	3	2:08.461	27.765	28.229	1:12.467	234.3	21:47.186	
6	3	2:08.134	27.430	28.341	1:12.363	233.3	13:23.762	9	3	2:08.614	27.608	28.365	1:12.641	234.3	23:55.800	
7	3	2:14.400 B	27.845	28.595	1:17.960	235.8	15:38.162	10	3	2:08.917	27.551	28.244	1:13.122	232.8	26:04.717	
8	3	3:11.638	1:29.078	29.020	1:13.540		18:49.800	11	3	2:08.660	27.552	28.509	1:12.599	235.3	28:13.377	
9	3	2:06.827	27.258	27.994	1:11.575	233.8	20:56.627	12	3	2:17.789 B	27.936	28.416	1:21.437	235.3	30:31.166	
10	3	2:06.440	27.122	27.888	1:11.430	233.3	23:03.067	13	1	6:17.879	4:29.953	30.437	1:17.489		36:49.045	
11	3	2:06.956	27.155	27.843	1:11.958	233.8	25:10.023	14	1	2:14.183	28.782	29.813	1:15.588	228.8	39:03.228	
12	3	2:07.381	27.187	28.093	1:12.101	233.8	27:17.404	15	1	2:13.929	28.225	30.019	1:15.685	233.8	41:17.157	
13	3	2:12.703 B	27.212	28.191	1:17.300	232.8	29:30.107	16	1	2:13.164	28.142	29.820	1:15.202	234.3	43:30.321	
14	3	12:22.342	...	29.450	1:13.387		41:52.449	17	1	2:13.650	28.822	29.523	1:15.305	234.3	45:43.971	
15	3	2:08.926	27.985	28.397	1:12.544	232.3	44:01.375	18	1	2:13.748	27.950	29.606	1:16.192	234.3	47:57.719	
16	3	2:12.503	27.455	28.374	1:16.674	233.3	46:13.878	19	1	2:13.201	28.733	29.485	1:14.983	235.8	50:10.920	
17	3	2:07.586	27.280	28.180	1:12.126	235.3	48:21.464	20	1	2:14.422	28.384	30.349	1:15.689	235.3	52:25.342	
18	3	2:07.926	27.314	28.316	1:12.296	234.3	50:29.390	21	1	2:21.322 B	28.379	29.675	1:23.268	235.3	54:46.664	
19	3	2:12.870 B	27.604	28.383	1:16.883	233.8	52:42.260	22	3	4:58.050	3:13.780	30.182	1:14.088		59:44.714	
20	2	5:29.563	3:47.374	29.076	1:13.113		58:11.823	23	3	2:10.934	27.968	28.546	1:14.420	232.8	1:01:55.648	
21	2	2:10.340	27.806	28.873	1:13.661	232.3	1:00:22.163	24	3	2:07.541	27.417	28.271	1:11.853	235.3	1:04:03.189	
22	2	2:11.588	27.694	28.721	1:15.173	233.3	1:02:33.751	25	3	2:07.323	27.361	28.115	1:11.847	234.8	1:06:10.512	
23	2	2:11.945	27.876	29.528	1:14.541	235.3	1:04:45.696	26	3	2:09.568	27.380	28.293	1:13.895	233.8	1:08:20.080	
24	2	2:09.417	27.644	28.624	1:13.149	233.8	1:06:55.113	27	3	2:17.279 B	27.302	28.187	1:21.790	235.3	1:10:37.359	
28 1 20:10.799 ... 29.273 1:15.137 1:30:48.158																
29 1 2:12.093 27.893 29.226 1:14.974 234.3 1:33:00.251																
30 1 2:10.954 28.190 29.327 1:13.437 232.8 1:35:11.205																
31 1 2:10.633 27.491 28.964 1:14.178 234.8 1:37:21.838																
32 1 2:11.746 27.762 29.377 1:14.607 234.3 1:39:33.584																
33 1 4:01.657 B 36.131 56.959 2:28.567 235.3 1:43:35.241																



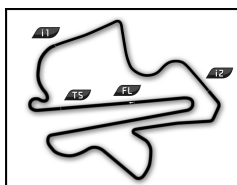


Asian Le Mans Series Private Test Private Test Session 1

Sector Analysis

Lap under Red Flag							Invalidated Lap		Personal Best		Session Best		B Crossing the pit lane			
Lap	D	Time	Sector 1	Sector 2	Sector 3	T. Spd	Elapsed	Lap	D	Time	Sector 1	Sector 2	Sector 3	T. Spd	Elapsed	
34	1	4:49.588	3:02.262	30.509	1:16.817		1:48:24.829	1	3	3:13.206	1:21.529	33.102	1:18.575		3:13.206	
35	1	2:12.507	27.890	29.221	1:15.396	235.3	1:50:37.336	2	3	2:09.771	28.126	28.803	1:12.842	231.3	5:22.977	
36	1	2:13.400	28.994	29.434	1:14.972	235.3	1:52:50.736	3	3	2:07.461	27.347	27.983	1:12.131	234.8	7:30.438	
37	1	2:16.527	27.823	29.320	1:19.384	234.8	1:55:07.263	4	3	2:06.950	27.113	27.962	1:11.875	233.3	9:37.388	
38	1	4:12.789 B	51.805	56.974	2:24.010	80.7	1:59:20.052	5	3	2:07.325	27.163	28.013	1:12.149	234.3	11:44.713	
91 Pure RACING 1. Aliaksandr MALYKHIN 2. Harry KING							Oreca 07 - Gibson LMP2									
1	3	2:24.681	39.146	30.454	1:15.081		2:24.681	6	3	2:07.395	27.183	27.957	1:12.255	233.8	13:52.108	
2	3	2:12.007B	27.973	26.933	1:17.101	211.4	4:36.688	7	3	2:10.592	28.147	29.021	1:13.424	232.3	16:02.700	
3	3	10:18.016	8:38.117	29.630	1:10.269		14:54.704	8	3	2:07.348	27.276	28.043	1:12.029	231.8	18:10.048	
4	3	1:55.497	25.614	25.006	1:04.877	262.1	16:50.201	9	3	2:07.950	27.242	28.089	1:12.619	231.3	20:17.998	
5	3	1:55.823	25.077	25.162	1:05.584	264.7	18:46.024	10	3	2:18.050B	28.618	28.942	1:20.490	231.3	22:36.048	
6	3	1:55.125	25.038	24.957	1:05.130	263.4	20:41.149	11	1	5:13.675	3:20.802	32.848	1:20.025		27:49.723	
7	3	1:55.484	25.176	25.470	1:04.838	264.1	22:36.633	12	1	2:16.625	29.496	30.085	1:17.044	233.8	30:06.348	
8	3	2:00.595 B	25.226	24.691	1:10.678	265.4	24:37.228	13	1	2:14.288	28.217	29.640	1:16.431	232.3	32:20.636	
9	3	7:20.867	5:45.168	26.742	1:08.957		31:58.095	14	1	2:13.736	28.154	29.336	1:16.246	231.3	34:34.372	
10	3	1:56.160	25.326	25.281	1:05.553	264.7	33:54.255	15	1	2:14.407	28.171	29.325	1:16.911	232.8	36:48.779	
11	3	2:01.599 B	25.080	25.112	1:11.407	265.4	35:55.854	16	1	2:12.535	28.104	29.579	1:14.852	229.3	39:01.314	
12	1	5:08.740	3:29.668	28.211	1:10.861		41:04.594	17	1	2:11.926	27.894	28.991	1:15.041	231.8	41:13.240	
13	1	2:07.060	27.103	28.027	1:11.930	262.8	43:11.654	18	1	2:12.083	27.986	29.931	1:14.166	232.3	43:25.323	
14	1	2:02.519	26.336	26.988	1:09.195	262.8	45:14.173	19	1	2:14.448	27.947	29.275	1:17.226	232.8	45:39.771	
15	1	2:00.386	25.827	26.057	1:08.502	264.7	47:14.559	20	1	2:12.959	27.929	29.697	1:15.333	232.8	47:52.730	
16	1	2:05.351	26.537	27.209	1:11.605	268.0	49:19.910	21	1	2:13.088	28.068	29.616	1:15.404	235.3	50:05.818	
17	1	2:02.126	26.213	27.267	1:08.646	264.7	51:22.036	22	1	2:14.482	28.464	30.311	1:15.707	232.8	52:20.300	
18	1	2:00.148	26.338	25.863	1:07.947	264.7	53:22.184	23	1	2:21.714B	29.827	29.629	1:22.258	234.3	54:42.014	
19	1	2:01.203	26.209	27.142	1:07.852	266.0	55:23.387	24	2	5:06.606	3:24.334	28.816	1:13.456		59:48.620	
20	1	1:59.755	25.845	26.258	1:07.652	264.1	57:23.142	25	2	2:09.409	27.798	28.627	1:12.984	235.8	1:01:58.029	
21	1	2:08.370B	25.825	25.679	1:16.866	266.0	59:31.512	26	2	2:09.063	27.333	28.645	1:13.085	235.3	1:04:07.092	
22	1	4:51.517	3:15.787	27.375	1:08.355		1:04:23.029	27	2	2:09.034	27.279	28.928	1:12.827	234.8	1:06:16.126	
23	1	2:04.213	25.635	26.719	1:11.859	262.1	1:06:27.242	28	2	2:08.928	27.257	28.902	1:12.769	236.8	1:08:25.054	
24	1	1:58.088	25.434	26.236	1:06.418	264.7	1:08:25.330	29	2	2:10.193	27.676	28.604	1:13.913	235.3	1:10:35.247	
25	1	2:01.399	26.386	25.579	1:09.434	267.3	1:10:26.729	30	2	2:08.268	27.511	28.439	1:12.318	234.3	1:12:43.515	
26	1	2:02.080	25.593	27.090	1:09.397	265.4	1:12:28.809	31	2	2:48.955 B	27.393	28.391	1:53.171	236.3	1:15:32.470	
27	1	2:00.201	25.788	25.741	1:08.672	264.7	1:14:29.010	32	1	6:21.708	4:29.289	32.391	1:20.028		1:21:54.178	
28	1	4:19.926 B	51.646	58.940	2:29.340	78.7	1:18:48.936	33	1	2:14.507	28.392	30.266	1:15.849	232.3	1:24:08.685	
29	2	6:26.928	4:52.094	26.822	1:08.012		1:25:15.864	34	1	2:16.498	27.812	28.860	1:19.826	232.8	1:26:25.183	
30	2	1:54.986	25.277	25.016	1:04.693	264.1	1:27:10.850	35	1	2:09.606	27.696	28.470	1:13.440	233.3	1:28:34.789	
31	2	1:55.950	24.995	24.877	1:06.078	265.4	1:29:06.800	36	1	2:09.639	27.433	28.745	1:13.461	235.3	1:30:44.428	
32	2	1:56.595	25.804	25.318	1:05.473	266.0	1:31:03.395	37	1	2:13.797	27.152	28.472	1:18.173	234.8	1:32:58.225	
33	2	1:55.232	25.051	24.845	1:05.336	266.0	1:32:58.627	38	1	2:08.705	27.517	28.273	1:12.915	234.3	1:35:06.930	
34	2	1:55.907	25.324	25.028	1:05.555	264.7	1:34:54.534	39	1	2:18.306B	27.807	29.054	1:21.445	236.8	1:37:25.236	
35	2	1:58.136	25.340	25.617	1:07.179	268.0	1:36:52.670	40	1	10:17.880	8:29.002	32.818	1:16.060		1:47:43.116	
36	2	1:55.935	25.278	25.428	1:05.229	266.0	1:38:48.605	41	1	2:11.666	28.312	29.203	1:14.151	232.3	1:49:54.782	
37	2	3:07.124 B	25.385	25.257	2:16.482	266.7	1:41:55.729	42	1	2:10.780	27.785	29.142	1:13.853	233.3	1:52:05.562	
38	1	5:53.799	4:15.688	28.204	1:09.907		1:47:49.528	43	1	2:11.002	28.104	28.884	1:14.014	231.8	1:54:16.564	
39	1	2:00.830	25.662	26.239	1:08.929	264.7	1:49:50.358	44	1	3:42.152 B	27.650	43.412	2:31.090	233.8	1:57:58.716	
40	1	2:00.440	26.247	26.198	1:07.995	264.7	1:51:50.798	96 2Seas Motorsport 1. Anthony MCINTOSH 2. Parker THOMPSON							Mercedes-AMG GT3 EVO GT	
41	1	2:00.859	25.794	26.371	1:08.694	266.0	1:53:51.657	1	1	3:58.836	2:09.132	32.363	1:17.341		3:58.836	
42	1	3:01.080 B	25.632	25.671	2:09.777	264.7	1:56:52.737	2	1	2:11.523	28.443	29.128	1:13.952	231.8	6:10.359	
92 Manthey EMA 1. Ryan HARDWICK 2. Riccardo PERA							Porsche 911 GT3 R GT									
3	1	2:05.599	27.099	27.570	1:10.930	235.3	8:15.958	3	1	2:05.373	26.907	27.579	1:10.887	235.8	10:21.331	
4	1	2:05.373	26.907	27.579	1:10.887	235.8	10:21.331	5	1	2:16.431B	26.824	27.725	1:21.882	237.9	12:37.762	
5	1	2:16.431B	26.824	27.725	1:21.882	237.9	12:37.762	6	1	6:08.060	4:25.811	28.277	1:13.972		18:45.822	





Asian Le Mans Series Private Test Private Test Session 1

SEPANG 5543 m. Sector Analysis

Lap under Red Flag Invalidated Lap Personal Best Session Best B Crossing the pit lane

Lap	D	Time	Sector 1	Sector 2	Sector 3	T. Spd	Elapsed	Lap	D	Time	Sector 1	Sector 2	Sector 3	T. Spd	Elapsed
7	1	2:07.006	27.312	27.865	1:11.829	235.3	20:52.828								
8	1	2:06.923	26.990	28.209	1:11.724	234.8	22:59.751								
9	1	2:13.849 B	27.356	28.027	1:18.466	235.3	25:13.600								
10	1	4:21.753	2:37.082	29.469	1:15.202		29:35.353								
11	1	2:10.579	27.903	28.831	1:13.845	232.8	31:45.932								
12	1	2:10.524	27.712	28.663	1:14.149	232.8	33:56.456								
13	1	2:10.230	27.674	28.771	1:13.785	234.3	36:06.686								
14	1	2:10.734	27.825	28.550	1:14.359	234.3	38:17.420								
15	1	2:10.976	28.163	29.241	1:13.572	232.3	40:28.396								
16	1	2:10.243	27.856	28.659	1:13.728	232.8	42:38.639								
17	1	2:13.123	28.191	28.847	1:16.085	234.8	44:51.762								
18	1	2:13.670	27.956	29.532	1:16.182	233.8	47:05.432								
19	1	2:12.170	28.871	28.972	1:14.327	214.7	49:17.602								
20	1	2:10.999	28.025	29.105	1:13.869	233.8	51:28.601								
21	1	2:12.188	29.228	28.836	1:14.124	232.8	53:40.789								
22	1	2:11.046	28.151	29.032	1:13.863	234.8	55:51.835								
23	1	2:20.350 B	28.115	29.191	1:23.044	233.8	58:12.185								
24	2	4:36.834	2:51.978	30.207	1:14.649		1:02:49.019								
25	2	2:09.347	27.953	28.483	1:12.911	234.8	1:04:58.366								
26	2	2:14.939	27.751	28.727	1:18.461	234.8	1:07:13.305								
27	2	2:12.174	27.902	28.582	1:15.690	234.3	1:09:25.479								
28	2	2:12.644	28.163	29.683	1:14.798	237.4	1:11:38.123								
29	2	2:09.311	27.810	28.423	1:13.078	233.8	1:13:47.434								
30	2	3:38.011 B	27.652	47.243	2:23.116	233.8	1:17:25.445								
31	2	4:35.675	2:50.125	29.626	1:15.924		1:22:01.120								
32	2	2:09.184	27.905	28.556	1:12.723	234.3	1:24:10.304								
33	2	2:10.767	27.710	28.563	1:14.494	235.8	1:26:21.071								
34	2	2:09.021	27.607	28.531	1:12.883	235.3	1:28:30.092								
35	2	2:15.022 B	27.640	28.591	1:18.791	235.3	1:30:45.114								
36	1	5:30.993	3:34.977	34.312	1:21.704		1:36:16.107								
37	1	2:13.533	28.636	30.683	1:14.214	231.3	1:38:29.640								
38	1	3:00.913 B	27.370	28.392	2:05.151	232.8	1:41:30.553								
39	1	6:21.556	4:33.692	31.398	1:16.466		1:47:52.109								
40	1	2:12.371	28.678	29.876	1:13.817	233.8	1:50:04.480								
41	1	2:08.852	27.594	28.700	1:12.558	233.8	1:52:13.332								
42	1	2:19.768 B	27.489	28.373	1:23.906	233.8	1:54:33.100								

