

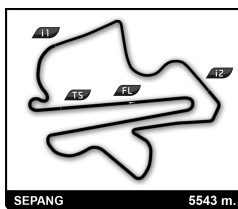
Asian Le Mans Series  
Private Test  
Private Test Session 2

Sector Analysis

Lap under Red Flag   Invalidated Lap   Personal Best   Session Best   Crossing the pit lane

Lap	D	Time	Sector 1	Sector 2	Sector 3	T. Spd	Elapsed	Lap	D	Time	Sector 1	Sector 2	Sector 3	T. Spd	Elapsed
<b>2</b> Climax Racing 1. Bihuang ZHOU 2. Elias SEPPANEN Mercedes-AMG GT3 EVO GT								12 1 3:53.947 54.559 1:00.752 1:58.636 77.4 34:55.658 13 1 2:04.856 26.558 28.262 1:10.036 261.5 37:00.514 14 1 2:02.784 26.527 27.558 1:08.699 263.4 39:03.298 15 1 2:03.998 26.226 27.795 1:09.977 264.7 41:07.296 16 1 2:04.725 26.582 26.667 1:11.476 264.1 43:12.021 17 1 2:04.317 26.530 27.782 1:10.005 264.7 45:16.338 18 1 2:03.418 26.038 27.083 1:10.297 264.7 47:19.756 19 1 2:01.693 26.354 26.715 1:08.624 264.1 49:21.449 20 1 2:02.799 26.384 26.744 1:09.671 265.4 51:24.248 21 1 2:12.016 B 26.327 26.495 1:19.194 264.1 53:36.264 22 3 6:20.965 4:31.524 28.754 1:20.687 59:57.229 23 3 1:55.772 25.397 25.304 1:05.071 263.4 1:01:53.001 24 3 1:53.888 24.880 24.741 1:04.267 266.7 1:03:46.889 25 3 2:23.307 25.038 24.813 1:33.456 265.4 1:06:10.196 26 3 2:23.176 25.707 27.006 1:30.463 266.0 1:08:33.372 27 3 2:04.187 B 25.407 25.941 1:12.839 264.7 1:10:37.559 28 1 3:57.309 2:19.494 26.941 1:10.874 1:14:34.868 29 1 2:03.250 26.722 28.256 1:08.272 262.8 1:16:38.118 30 1 1:59.341 25.845 26.302 1:07.194 262.8 1:18:37.459 31 1 1:58.515 25.476 25.628 1:07.411 263.4 1:20:35.974 32 1 1:58.488 25.715 25.483 1:07.290 262.8 1:22:34.462 33 1 2:00.232 25.944 25.657 1:08.631 264.7 1:24:34.694 34 1 1:58.097 25.693 25.386 1:07.018 263.4 1:26:32.791 35 1 1:59.313 25.672 25.532 1:08.109 265.4 1:28:32.104 36 1 2:02.354 25.776 27.388 1:09.190 265.4 1:30:34.458							
<b>7</b> Graff Racing 1. Daniel FROST 2. James WINSLOW Ligier JS P320 - Nissan LMP3								3. Alexander BUKHANTSOV 1 3 2:45.260 56.807 31.991 1:16.462 2:45.260 2 3 2:06.659 27.575 27.645 1:11.439 236.3 4:51.919 3 3 2:05.312 26.981 27.318 1:11.013 239.5 6:57.231 4 3 2:05.671 26.804 27.207 1:11.660 240.5 9:02.902 5 3 2:04.068 26.595 26.926 1:10.547 240.0 11:06.970 6 3 2:05.708 27.389 26.979 1:11.340 242.2 13:12.678 7 3 2:03.831 26.756 26.917 1:10.158 241.1 15:16.509 8 3 2:04.306 26.820 27.059 1:10.427 240.5 17:20.815 9 3 2:04.401 26.703 27.133 1:10.565 240.5 19:25.216 10 3 2:05.386 26.800 27.034 1:11.552 240.5 21:30.602 11 3 2:11.230 B 26.714 27.020 1:17.496 242.7 23:41.832 12 1 4:21.087 2:28.708 29.985 1:22.394 28:02.919 13 1 2:59.447 29.276 28.956 2:01.215 201.5 31:02.366 14 1 4:05.640 B 54.868 1:00.669 2:10.103 77.5 35:08.006 15 1 7:02.280 5:17.488 30.222 1:14.570 42:10.286 16 1 2:07.314 27.585 27.881 1:11.848 237.9 44:17.600 17 1 2:05.649 26.959 27.308 1:11.382 238.4 46:23.249 18 1 2:05.460 27.162 27.515 1:10.783 238.9 48:28.709 19 1 2:04.654 26.927 27.280 1:10.447 240.0 50:33.363 20 1 2:07.091 27.127 27.580 1:12.384 241.1 52:40.454 21 1 2:15.195 27.386 29.061 1:18.748 241.6 54:55.649 22 1 2:04.867 26.976 27.339 1:10.552 238.9 57:00.516 23 1 2:05.687 27.385 27.346 1:10.956 239.5 59:06.203 24 1 2:03.740 26.803 27.033 1:09.904 240.0 1:01:09.943 25 1 2:12.530 B 26.877 28.146 1:17.507 242.7 1:03:22.473							
<b>3</b> DKR Engineering 1. Georgios KOLOVOS 2. Laurents HÖRR Oreca 07 - Gibson LMP2								3. Job VAN UITERT 1 3 7:59.549 6:21.453 28.051 1:10.045 7:59.549 2 3 1:58.310 25.522 25.968 1:06.820 262.8 9:57.859 3 3 1:57.957 25.418 25.064 1:07.475 264.1 11:55.816 4 3 1:57.803 25.417 25.420 1:06.966 265.4 13:53.619 5 3 1:57.379 25.288 25.422 1:06.669 265.4 15:50.998 6 3 1:56.735 25.353 25.099 1:06.283 268.7 17:47.733 7 3 1:56.339 25.585 25.253 1:05.501 266.7 19:44.072 8 3 1:56.992 25.534 25.423 1:06.035 267.3 21:41.064 9 3 1:58.800 25.962 25.676 1:07.162 267.3 23:39.864 10 3 2:11.508 B 25.982 27.252 1:18.274 266.7 25:51.372 11 1 5:10.339 2:41.525 28.482 2:00.332 31:01.711							





## Asian Le Mans Series Private Test Private Test Session 2

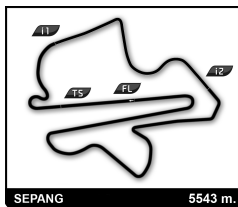
### Sector Analysis

Lap under Red Flag							Invalidated Lap		Personal Best		Session Best		B Crossing the pit lane		
Lap	D	Time	Sector 1	Sector 2	Sector 3	T. Spd	Elapsed	Lap	D	Time	Sector 1	Sector 2	Sector 3	T. Spd	Elapsed
26	2	6:28.923	4:44.007	28.107	1:16.809		1:09:51.396	7	3	<del>2:06.554</del>	26.991	<del>27.859</del>	<del>1:11.704</del>	236.8	18:53.390
27	2	2:06.169	27.141	27.340	1:11.688	240.0	1:11:57.565	8	3	2:12.939	27.086	28.425	1:17.428	240.0	21:06.329
28	2	2:05.734	26.889	27.346	1:11.499	240.5	1:14:03.299	9	1	4:17.585	2:33.235	29.526	1:14.824		25:23.914
29	2	2:14.157	B 27.210	27.612	1:19.335	239.5	1:16:17.456	10	1	2:09.174	27.748	29.179	1:12.247	234.8	27:33.088
30	3	4:31.068	B 1:52.218	29.314	2:09.536		1:20:48.524	11	1	2:23.309	B 27.582	28.235	1:27.492	237.9	29:56.397
31	2	10:30.806	8:49.269	28.325	1:13.212		1:31:19.330	12	1	5:58.098	3:55.486	48.396	1:14.216		35:54.495
<b>9</b> <b>GetSpeed</b> Mercedes-AMG GT3 R EVO GT							<b>11</b> <b>Proton Competition</b> Oreca 07 - Gibson LMP2								
1. Anthony BARTONE 3. Fabian SCHILLER							1. Alexander MATTSCHULL 3. Mathias BECHE								
2. Steve JANS							2. Jonas RIED								
1	3	2:25.310	42.790	29.120	1:13.400		2:25.310	1	2	13:42.813	...	28.997	1:07.616		13:42.813
2	3	2:07.202	27.325	27.996	1:11.881	233.8	4:32.512	2	2	1:57.609	25.536	25.612	1:06.461	261.5	15:40.422
3	3	2:06.810	27.452	<b>27.868</b>	<b>1:11.490</b>	235.3	6:39.322	3	2	1:57.545	25.570	25.238	1:06.737	262.1	17:37.967
4	3	2:07.657	27.279	28.047	1:12.331	235.3	8:46.979	4	2	1:56.021	25.282	24.777	1:05.962	264.1	19:33.988
5	3	2:07.484	27.273	28.201	1:12.010	235.3	10:54.463	5	2	1:56.564	25.606	24.978	1:05.980	264.7	21:30.552
6	3	2:14.052	B 27.818	28.165	1:18.069	235.8	13:08.515	6	2	<del>1:59.269</del>	25.337	<del>25.374</del>	1:08.558	264.1	23:29.821
7	1	7:53.772	B 5:51.256	31.961	1:30.555		21:02.287	7	2	1:57.328	25.520	25.126	1:06.682	264.1	25:27.149
8	1	4:30.130	2:46.542	29.134	1:14.454		25:32.417	8	2	1:58.834	25.373	26.270	1:07.191	264.1	27:25.983
9	1	2:10.753	27.949	28.792	1:14.012	234.8	27:43.170	9	2	2:11.172	B 25.878	26.180	1:19.114	264.7	29:37.155
10	1	2:35.814	27.711	29.278	1:38.825	235.8	30:18.984	10	3	8:11.655	6:38.472	25.313	1:07.870		37:48.810
11	1	4:06.305	52.471	57.215	2:16.619	79.8	34:25.289	11	3	1:55.670	25.187	25.009	1:05.474	264.7	39:44.480
12	1	2:18.795	35.107	29.339	1:14.349	179.1	36:44.084	12	3	1:55.328	25.176	24.930	1:05.222	264.1	41:39.808
13	1	2:11.183	27.854	29.642	1:13.687	234.3	38:55.267	13	3	<b>1:54.881</b>	25.117	24.798	1:04.966	264.7	43:34.689
14	1	2:11.292	27.837	28.920	1:14.535	236.8	41:06.559	14	3	2:02.892	B 25.115	26.253	1:11.524	264.1	45:37.581
15	1	2:10.872	28.267	28.734	1:13.871	237.4	43:17.431	15	3	7:27.960	5:55.777	25.530	1:06.653		53:05.541
16	1	2:10.157	27.857	28.685	1:13.615	236.3	45:27.588	16	3	1:55.231	25.142	25.145	<b>1:04.944</b>	264.7	55:00.772
17	1	2:09.860	27.771	28.695	1:13.394	236.3	47:37.448	17	3	1:55.714	25.206	24.781	1:05.727	263.4	56:56.486
18	1	2:16.573	B 27.544	28.676	1:20.353	235.3	49:54.021	18	3	2:03.168	B <b>25.079</b>	25.664	1:12.425	265.4	58:59.654
19	2	3:49.308	2:05.706	29.563	1:14.039		53:43.329	19	3	5:52.959	4:07.318	25.357	1:20.284		1:04:52.613
20	2	2:12.395	27.982	30.107	1:14.306	236.8	55:55.724	20	3	1:55.194	25.099	<b>24.690</b>	1:05.405	264.7	1:06:47.807
21	2	2:10.181	27.766	28.764	1:13.651	235.8	58:05.905	21	3	2:03.953	B 26.978	25.433	1:11.542	266.7	1:08:51.760
22	2	2:10.280	27.682	28.689	1:13.909	235.8	1:00:16.185	22	1	6:44.667	5:07.024	28.344	1:09.299		1:15:36.427
23	2	2:09.738	27.680	28.827	1:13.231	237.4	1:02:25.923								
24	2	<del>2:18.405</del>	B 27.872	28.823	<del>1:21.710</del>	237.9	1:04:44.328								
25	2	3:32.786	1:50.251	29.069	1:13.466		1:08:17.114								
26	2	2:07.624	27.426	28.277	1:11.921	235.3	1:10:24.738								
27	2	2:07.340	27.384	28.208	1:11.748	238.4	1:12:32.078								
28	2	<b>2:06.668</b>	27.075	27.871	1:11.722	237.9	1:14:38.746								
29	2	2:18.189	B 27.058	28.348	1:22.783	237.9	1:16:56.935								
30	2	4:27.262	2:41.349	29.871	1:16.042		1:21:24.197								
31	2	2:10.015	27.514	28.102	1:14.399	235.8	1:23:34.212								
32	2	<del>2:06.558</del>	27.309	27.888	<del>1:11.361</del>	237.9	1:25:40.770								
33	2	2:06.766	27.156	27.969	1:11.641	237.4	1:27:47.536								
34	2	<del>2:06.476</del>	<b>27.027</b>	27.980	<del>1:11.469</del>	237.9	1:29:54.012								
35	2	2:07.315	27.240	28.032	1:12.043	237.9	1:32:01.327								
<b>10</b> <b>Manthey</b> Porsche 911 GT3 R GT															
1. Antares AU 3. Joel STURM															
2. Klaus BACHLER															
1	3	6:05.844	4:18.524	31.083	1:16.237		6:05.844								
2	3	2:16.299	27.879	28.615	1:19.805	234.8	8:22.143								
3	3	2:06.073	27.150	27.883	<b>1:11.040</b>	232.3	10:28.216								
4	3	<b>2:05.892</b>	27.043	<b>27.728</b>	1:11.121	237.4	12:34.108								
5	3	2:06.730	27.037	27.869	1:11.824	236.8	14:40.838								
6	3	2:05.998	<b>26.835</b>	27.949	1:11.214	236.3	16:46.836								









## Asian Le Mans Series Private Test Private Test Session 2

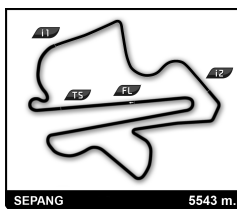
### Sector Analysis

Lap under Red Flag											Invalidated Lap	Personal Best	Session Best	B Crossing the pit lane	
Lap	D	Time	Sector 1	Sector 2	Sector 3	T. Spd	Elapsed	Lap	D	Time	Sector 1	Sector 2	Sector 3	T. Spd	Elapsed
21	1	2:05.444	26.252	26.738	1:12.454	264.7	51:14.242	35	1	2:12.979	28.453	29.735	1:14.791	234.3	1:24:50.414
22	1	2:13.505 <b>B</b>	26.770	27.129	1:19.606	262.8	53:27.747	36	1	2:14.012	28.425	29.433	1:16.154	233.3	1:27:04.426
23	2	6:30.900 <b>B</b>	3:12.619	41.078	2:37.203		59:58.647	37	1	2:12.631	28.520	29.489	1:14.622	234.3	1:29:17.057
24	2	4:30.667	2:50.888	29.438	1:10.341		1:04:29.314	38	1	2:13.359	28.365	29.509	1:15.485	233.8	1:31:30.416
25	2	2:02.257	25.993	26.074	1:10.190	262.8	1:06:31.571	<b>22 Proton Competition</b>							Oreca 07 - Gibson
26	2	1:59.266	26.255	26.339	1:06.672	266.0	1:08:30.837	1.Giorgio RODA							3.Tom DILLMANN
27	2	1:55.996	25.336	25.133	1:05.527	266.0	1:10:26.833	2.Vladislav LOMKO							LMP2
28	2	1:58.457	25.992	25.934	1:06.531	267.3	1:12:25.290	1	2	6:42.969	5:05.053	28.348	1:09.568		6:42.969
29	2	2:02.318	25.619	27.581	1:09.118	268.7	1:14:27.608	2	2	1:59.233	25.818	26.177	1:07.238	262.1	8:42.202
30	2	1:56.173	25.400	25.586	1:05.187	268.0	1:16:23.781	3	2	1:57.169	25.530	25.243	1:06.396	262.1	10:39.371
31	2	2:02.549 <b>B</b>	25.322	24.899	1:12.328	264.7	1:18:26.330	4	2	1:57.703	25.575	25.199	1:06.929	263.4	12:37.074
32	1	<del>2:54.586</del>	2:16.769	<del>27.764</del>	1:10.053		1:22:20.916	5	2	1:58.275	25.492	26.332	1:06.451	264.1	14:35.349
33	1	2:02.726	26.033	26.319	1:10.374	264.1	1:24:23.642	6	2	1:56.713	25.389	25.635	1:05.689	264.7	16:32.062
34	1	2:02.015	26.241	26.627	1:09.147	264.1	1:26:25.657	7	2	1:59.712	25.424	26.428	1:07.860	264.1	18:31.774
35	1	2:04.645	26.260	26.846	1:11.539	264.7	1:28:30.302	8	2	1:57.742	25.560	25.344	1:06.838	262.8	20:29.516
36	1	2:03.351	25.872	27.128	1:10.351	266.0	1:30:33.653	9	2	1:57.946	25.514	26.186	1:06.246	264.1	22:27.462
<b>21 Car Collection Motorsport</b>							Porsche 911 GT3 R GT	<b>23 Absolute Racing</b>							Ferrari 296 GT3 GT
1.HASH							3.Yannick METTLER	1.Carl Wattana BENNETT							3.Chris VAN DER DRIFT
2.Alex FONTANA								2.Gregory BENNETT							
1	2	2:35.155	50.267	30.269	1:14.619		2:35.155	1	3	4:35.226	2:47.750	30.952	1:16.524		4:35.226
2	2	2:09.351	27.440	28.408	1:13.503	234.8	4:44.506	2	3	2:06.895	27.275	28.153	1:11.467	235.8	6:42.121
3	2	<b>2:06.498</b>	27.301	<b>27.976</b>	<b>1:11.221</b>	234.8	6:51.004	3	3	<b>2:06.424</b>	27.384	<b>28.078</b>	<b>1:10.962</b>	238.9	8:48.545
4	2	2:09.502	<b>27.199</b>	28.054	1:14.249	234.8	9:00.506	4	3	<del>2:09.461</del>	26.979	<del>28.011</del>	1:14.471	237.9	10:58.006
5	2	2:07.012	27.311	28.047	1:11.654	235.8	11:07.518	5	3	2:08.504	<b>26.882</b>	28.278	1:13.344	238.9	13:06.510
6	2	2:08.723	27.359	28.516	1:12.848	236.8	13:16.241	6	3	2:12.121 <b>B</b>	27.082	28.140	1:16.899	237.4	15:18.631
7	2	2:07.291	27.525	28.084	1:11.682	234.8	15:23.532	7	2	3:48.812	2:03.825	29.912	1:15.075		19:07.443
8	2	2:07.697	27.356	28.187	1:12.154	235.3	17:31.229	8	2	2:12.862	29.603	28.968	1:14.291	233.8	21:20.305
9	2	2:07.861	27.300	28.355	1:12.206	235.8	19:39.090	9	2	2:13.065	27.720	30.531	1:14.814	237.9	23:33.370
10	2	2:14.335 <b>B</b>	27.458	28.454	1:18.423	236.3	21:53.425	10	2	<del>2:12.580</del>	27.765	<del>29.580</del>	1:15.235	236.8	25:45.950
11	3	4:34.457	2:45.418	30.115	1:18.924		26:27.882	11	2	2:11.019	28.047	29.014	1:13.958	238.9	27:56.969
12	3	2:10.617	28.062	28.974	1:13.581	234.8	28:38.499	12	2	2:46.110	27.434	28.941	1:49.735	236.8	30:43.079
13	3	3:18.705	27.593	33.343	2:17.769	233.8	31:57.204								
14	3	3:25.697	53.001	57.726	1:34.970	79.5	35:22.901								
15	3	2:09.120	27.710	28.647	1:12.763	233.3	37:32.021								
16	3	2:10.097	27.563	28.869	1:13.665	234.3	39:42.118								
17	3	2:09.481	27.608	28.597	1:13.276	234.8	41:51.599								
18	3	2:09.619	27.857	28.865	1:12.897	234.8	44:01.218								
19	3	2:14.304 <b>B</b>	27.463	28.479	1:18.362	234.8	46:15.522								
20	3	3:40.750	1:51.799	30.918	1:18.033		49:56.272								
21	3	2:07.846	27.589	28.412	1:11.845	233.8	52:04.118								
22	3	2:07.281	27.300	28.166	1:11.815	233.3	54:11.399								
23	3	2:11.552	27.547	30.136	1:13.869	233.8	56:22.951								
24	3	<del>2:13.005</del>	27.203	<del>29.731</del>	1:16.071	234.3	58:35.956								
25	3	2:20.403	27.426	28.586	1:24.391	233.8	1:00:56.359								
26	3	2:07.610	27.429	28.193	1:11.988	234.3	1:03:03.969								
27	3	2:14.085 <b>B</b>	27.514	28.127	1:18.444	234.8	1:05:18.054								
28	1	3:51.400	2:04.838	29.965	1:16.597		1:09:09.454								
29	1	2:15.276	28.780	30.143	1:16.353	233.3	1:11:24.730								
30	1	2:13.994	28.613	30.071	1:15.310	232.8	1:13:38.724								
31	1	2:15.007	28.834	29.856	1:16.317	232.3	1:15:53.731								
32	1	2:14.468	28.630	29.795	1:16.043	232.8	1:18:08.199								
33	1	2:14.850	28.849	30.195	1:15.806	232.8	1:20:23.049								
34	1	2:14.386	28.757	29.785	1:15.844	234.3	1:22:37.435								









Asian Le Mans Series Private Test Session 2

Sector Analysis

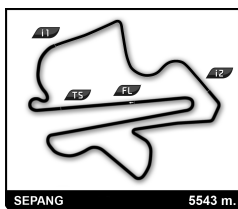
Table with columns: Lap, D, Time, Sector 1, Sector 2, Sector 3, T. Spd, Elapsed. Includes driver names and team information for various sessions like Inter Europol Competition and Prime Speed Sport.











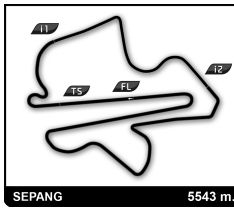
Asian Le Mans Series Private Test Session 2

Sector Analysis

Table with columns: Lap, D, Time, Sector 1, Sector 2, Sector 3, T. Spd, Elapsed. Includes driver names and car models like Porsche 911 GT3 R, McLaren 720S GT3, Ferrari 296 GT3, and Tsunami RT.







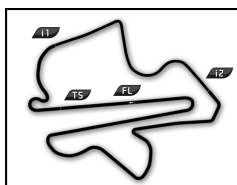
Asian Le Mans Series Private Test Session 2

Sector Analysis

Table with columns: Lap, D, Time, Sector 1, Sector 2, Sector 3, T. Spd, Elapsed. Includes driver information for AF Corse (83), Origine Motorsport (87), and Iron Dames (85).







## Asian Le Mans Series Private Test Private Test Session 2

SEPANG 5543 m.

### Sector Analysis

Lap under Red Flag    Invalidated Lap    Personal Best    Session Best    B Crossing the pit lane

Lap	D	Time	Sector 1	Sector 2	Sector 3	T. Spd	Elapsed	Lap	D	Time	Sector 1	Sector 2	Sector 3	T. Spd	Elapsed
21	3	<del>2:07.969</del>	27.412	<del>28.221</del>	<del>1:12.336</del>	233.8	1:24:06.578								
22	3	2:09.631	27.275	28.473	1:13.883	234.8	1:26:16.209								
23	3	2:10.431	28.150	28.485	1:13.796	234.8	1:28:26.640								
24	3	2:07.936	27.334	28.278	1:12.324	235.8	1:30:34.576								

<b>96</b>	<b>2Seas Motorsport</b>	Mercedes-AMG GT3 EVO	
	1. Anthony MCINTOSH	3. Ben BARNICOAT	GT
	2. Parker THOMPSON		

1	1	3:59.724	2:02.561	32.925	1:24.238		3:59.724								
2	1	2:15.526	29.027	30.476	1:16.023	232.8	6:15.250								
3	1	2:08.503	27.630	28.310	1:12.563	233.8	8:23.753								
4	1	2:07.868	27.533	28.200	1:12.135	233.3	10:31.621								
5	1	2:15.619	28.038	29.129	1:18.452	233.8	12:47.240								
6	1	2:08.069	27.237	28.214	1:12.618	234.3	14:55.309								
7	1	2:09.517	27.353	28.322	1:13.842	234.8	17:04.826								
8	1	2:15.713	27.723	28.939	1:19.051	235.8	19:20.539								
9	1	2:18.281 <b>B</b>	27.516	28.707	1:22.058	235.8	21:38.820								
10	2	6:23.325	4:36.086	29.466	1:17.773		28:02.145								
11	2	2:47.138	27.612	28.180	1:51.346	233.8	30:49.283								
12	2	4:02.365	52.563	58.247	2:11.555	80.0	34:51.648								
13	2	<del>2:08.005</del>	27.610	<del>28.079</del>	1:12.316	232.3	36:59.653								
14	2	2:12.536	28.160	29.362	1:15.014	234.8	39:12.189								
15	2	2:07.089	27.485	<b>27.834</b>	1:11.770	235.3	41:19.278								
16	2	2:08.317	27.499	27.943	1:12.875	235.3	43:27.595								
17	2	2:07.414	27.354	28.092	1:11.968	236.3	45:35.009								
18	2	<del>2:07.665</del>	27.489	28.066	<del>1:12.110</del>	235.8	47:42.674								
19	2	2:13.758 <b>B</b>	27.460	28.470	1:17.828	237.4	49:56.432								
20	1	5:15.940	3:18.058	34.015	1:23.867		55:12.372								
21	1	2:16.403	28.822	31.544	1:16.037	230.3	57:28.775								
22	1	2:07.966	27.320	28.201	1:12.445	233.3	59:36.741								
23	1	2:07.549	27.482	28.047	1:12.020	234.3	1:01:44.290								
24	1	2:07.431	27.180	28.112	1:12.139	234.3	1:03:51.721								
25	1	2:08.175	27.373	28.142	1:12.660	233.8	1:05:59.896								
26	1	2:11.498	27.434	28.319	1:15.745	235.3	1:08:11.394								
27	1	2:09.720	27.411	28.379	1:13.930	234.8	1:10:21.114								
28	1	2:16.760 <b>B</b>	27.355	28.633	1:20.772	235.8	1:12:37.874								
29	3	6:26.306	4:42.263	29.602	1:14.441		1:19:04.180								
30	3	<del>2:06.776</del>	<b>27.129</b>	28.091	<del>1:11.556</del>	234.3	1:21:10.956								
31	3	2:13.925	27.523	28.125	1:18.277	235.3	1:23:24.881								
32	3	<b>2:06.974</b>	27.406	27.954	<b>1:11.614</b>	235.3	1:25:31.855								
33	3	<del>2:11.318</del>	27.280	<del>28.209</del>	1:15.829	234.3	1:27:43.173								
34	3	2:07.333	27.204	27.996	1:12.133	235.8	1:29:50.506								
35	3	2:07.052	27.172	28.049	1:11.831	236.3	1:31:57.558								

