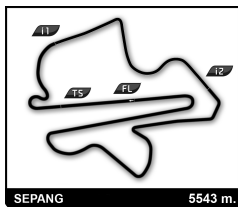


## Asian Le Mans Series 4 Hours of Sepang Free Practice 1

### Sector Analysis

Lap under Red Flag											Invalidated Lap	Personal Best	Session Best	B Crossing the pit lane		
Lap	D	Time	Sector 1	Sector 2	Sector 3	T. Spd	Elapsed	Lap	D	Time	Sector 1	Sector 2	Sector 3	T. Spd	Elapsed	
<b>2</b>	<b>Climax Racing</b>		3. Ralf ARON		Mercedes-AMG GT3 EVO											
	1. Bihuang ZHOU				GT											
	2. Elias SEPPANEN															
	1	1	2:42.179	57.406	30.156	1:14.617		2:42.179	15	3	1:58.493	25.847	25.870	1:06.776	264.7	41:33.063
	2	1	2:19.462	27.379	28.169	1:23.914	234.8	5:01.641	16	3	1:57.182	25.538	25.510	1:06.134	264.7	43:30.245
	3	1	2:06.964	27.531	28.027	1:11.406	235.8	7:08.605	17	3	1:57.539	25.619	25.037	1:06.883	266.0	45:27.784
	4	1	<b>2:06.016</b>	27.045	<b>27.805</b>	<b>1:11.166</b>	237.9	9:14.621	18	3	1:57.043	25.225	26.939	1:04.879	265.4	47:24.827
	5	1	2:06.362	<b>27.004</b>	27.865	1:11.493	236.3	11:20.983	19	3	1:56.270	25.222	24.989	1:06.059	265.4	49:21.097
	6	1	2:13.973	<b>B</b> 27.129	27.862	1:18.982	235.8	13:34.956	20	3	1:57.073	25.904	25.728	1:05.441	265.4	51:18.170
	7	3	4:37.973	1:52.612	29.590	2:15.771		18:12.929	21	3	1:56.628	25.412	25.732	1:05.484	265.4	53:14.798
	8	3	3:22.455	52.501	58.247	1:31.707	79.6	21:35.384	22	3	1:55.576	25.397	24.899	1:05.280	266.0	55:10.374
	9	3	<del>2:07.834</del>	27.445	<del>28.033</del>	1:12.356	233.8	23:43.218	23	3	1:56.076	25.346	25.176	1:05.554	265.4	57:06.450
	10	3	2:08.368	27.268	28.151	1:12.949	234.8	25:51.586	24	3	2:02.741	<b>B</b> 25.367	25.080	1:12.294	267.3	59:09.191
	11	3	3:21.391	<b>B</b> 27.595	33.127	2:20.669	233.8	29:12.977	25	1	5:15.283	3:15.208	49.023	1:11.052		1:04:24.474
	12	3	8:10.002	6:25.439	29.207	1:15.356		37:22.979	26	1	2:00.955	25.889	26.194	1:08.872	263.4	1:06:25.429
	13	3	2:07.946	27.473	28.314	1:12.159	234.3	39:30.925	27	1	2:31.271	25.947	26.087	1:39.237	264.7	1:08:56.700
	14	3	2:07.527	27.267	28.145	1:12.115	235.3	41:38.452	28	1	4:12.317	53.960	59.018	2:19.339	78.9	1:13:09.017
	15	3	2:07.360	27.363	28.050	1:11.947	235.8	43:45.812	29	1	3:03.433	53.218	1:00.181	1:10.034	78.8	1:16:12.450
	16	3	2:07.623	27.318	28.073	1:12.232	235.8	45:53.435	30	1	2:01.997	26.250	27.248	1:08.499	259.0	1:18:14.447
	17	3	2:16.190	<b>B</b> 27.279	28.535	1:20.376	234.3	48:09.625	31	1	2:00.346	25.910	25.807	1:08.629	264.7	1:20:14.793
18	3	3:43.276	2:01.781	28.773	1:12.722		51:52.901	32	1	1:59.163	25.837	25.891	1:07.435	264.7	1:22:13.956	
19	3	2:08.854	27.515	28.324	1:13.015	233.3	54:01.755	33	1	1:59.327	25.753	25.828	1:07.746	264.7	1:24:13.283	
20	3	2:07.696	27.302	28.171	1:12.223	234.3	56:09.451	34	1	2:02.900	27.405	27.237	1:08.258	267.3	1:26:16.183	
21	3	2:07.856	27.347	28.151	1:12.358	234.8	58:17.307	35	1	2:05.001	25.872	27.502	1:11.627	266.7	1:28:21.184	
22	3	2:40.808	<b>B</b> 27.375	28.786	1:44.647	234.3	1:00:58.115	36	1	2:16.807	<b>B</b> 25.967	26.085	1:24.755	265.4	1:30:37.991	
23	1	4:25.724	2:40.693	28.991	1:16.040		1:05:23.839									
24	1	2:10.210	27.908	28.814	1:13.488	234.3	1:07:34.049									
25	1	3:48.779	31.366	58.653	2:18.760	234.8	1:11:22.828									
26	1	3:57.922	53.416	58.041	2:06.465	79.8	1:15:20.750									
27	1	2:11.072	28.035	28.983	1:14.054	231.8	1:17:31.822									
28	1	2:12.291	27.847	29.311	1:15.133	235.3	1:19:44.113									
29	1	2:10.007	27.697	28.432	1:13.878	236.8	1:21:54.120									
30	1	2:09.362	27.643	28.601	1:13.118	235.3	1:24:03.482									
31	1	2:09.608	27.725	28.767	1:13.116	235.8	1:26:13.090									
32	1	2:11.872	27.514	28.734	1:15.624	235.8	1:28:24.962									
33	1	2:09.346	27.745	28.458	1:13.143	235.8	1:30:34.308									
<b>7</b>	<b>Graff Racing</b>		3. Alexander BUKHANTSOV		Ligier JS P320 - Nissan											
	1. Daniel FROST				LMP3											
	2. James WINSLOW															
	1	2	2:31.870	46.417	29.646	1:15.807		2:31.870	1	2	2:31.870	46.417	29.646	1:15.807	237.9	4:38.392
	2	2	2:06.522	27.120	27.195	1:12.207	237.9	4:38.392	2	2	2:06.522	27.120	27.195	1:12.207	242.2	6:44.339
	3	2	2:05.947	26.992	27.768	1:11.187	242.2	6:44.339	3	2	2:05.947	26.992	27.768	1:11.187	243.2	8:48.670
	4	2	2:04.331	26.614	27.418	1:10.299	243.2	8:48.670	4	2	2:04.331	26.614	27.418	1:10.299	241.1	10:52.469
	5	2	2:03.799	27.073	26.866	1:09.860	241.1	10:52.469	5	2	2:03.799	27.073	26.866	1:09.860	241.6	12:57.523
	6	2	2:05.054	26.568	26.764	1:11.722	241.6	12:57.523	6	2	2:05.054	26.568	26.764	1:11.722	241.1	14:59.655
	7	2	<b>2:02.132</b>	<b>26.452</b>	<b>26.579</b>	<b>1:09.101</b>	241.1	14:59.655	7	2	<b>2:02.132</b>	<b>26.452</b>	<b>26.579</b>	<b>1:09.101</b>	241.1	18:09.795
	8	2	3:10.140	<b>B</b> 26.521	27.693	2:15.926	241.1	18:09.795	8	2	3:10.140	26.521	27.693	2:15.926	241.1	23:07.912
	9	3	4:58.117	3:16.841	28.446	1:12.830		23:07.912	9	3	4:58.117	3:16.841	28.446	1:12.830	239.5	25:13.454
	10	3	2:05.542	26.764	27.346	1:11.432	239.5	25:13.454	10	3	2:05.542	26.764	27.346	1:11.432	238.4	27:49.197
	11	3	2:35.743	27.008	26.870	1:41.865	238.4	27:49.197	11	3	2:35.743	27.008	26.870	1:41.865	238.4	32:02.492
	12	3	<b>4:13.295</b>	<b>B</b> 51.921	57.762	2:23.612	79.6	32:02.492	12	3	<b>4:13.295</b>	<b>B</b> 51.921	57.762	2:23.612	79.6	37:16.202
	13	3	5:13.710	3:32.666	28.492	1:12.552		37:16.202	13	3	5:13.710	3:32.666	28.492	1:12.552	238.9	39:21.794
	14	3	2:05.592	27.056	27.267	1:11.269	238.9	39:21.794	14	3	2:05.592	27.056	27.267	1:11.269	240.0	41:26.880
	15	3	2:05.086	27.017	27.122	1:10.947	240.0	41:26.880	15	3	2:05.086	27.017	27.122	1:10.947	240.0	43:33.727
	16	3	2:06.847	27.110	27.615	1:12.122	240.0	43:33.727	16	3	2:06.847	27.110	27.615	1:12.122	241.1	45:45.200
	17	3	2:11.473	<b>B</b> 26.853	27.242	1:17.378	241.1	45:45.200	17	3	2:11.473	<b>B</b> 26.853	27.242	1:17.378	241.1	48:35.596
18	3	2:50.396	1:09.003	27.971	1:13.422		48:35.596	18	3	2:50.396	1:09.003	27.971	1:13.422	241.1	50:41.572	
19	3	2:05.976	27.144	27.577	1:11.255	241.1	50:41.572	19	3	2:05.976	27.144	27.577	1:11.255	240.0	52:46.348	
20	3	2:04.776	26.763	27.083	1:10.930	240.0	52:46.348	20	3	2:04.776	26.763	27.083	1:10.930	241.1	54:53.243	
21	3	<del>2:06.895</del>	26.751	<del>27.851</del>	1:12.293	241.1	54:53.243	21	3	<del>2:06.895</del>	26.751	<del>27.851</del>	1:12.293	240.0	56:58.795	
22	3	2:05.552	26.917	27.277	1:11.358	239.5	56:58.795	22	3	2:05.552	26.917	27.277	1:11.358	240.0	59:04.853	
23	3	2:06.058	26.819	27.300	1:11.939	240.0	59:04.853	23	3	2:06.058	26.819	27.300	1:11.939	239.5	1:02:32.039	
24	3	3:27.186	<b>B</b> 27.067	35.514	2:24.605	239.5	1:02:32.039	24	3	3:27.186	<b>B</b> 27.067	35.514	2:24.605	239.5	1:06:36.278	
25	1	4:04.239	2:20.471	29.495	1:14.273		1:06:36.278	25	1	4:04.239	2:20.471	29.495	1:14.273	237.4	1:09:24.183	
26	1	2:47.905	27.280	27.672	1:52.953	237.4	1:09:24.183	26	1	2:47.905	27.280	27.672	1:52.953	237.4	1:13:31.268	
27	1	4:07.085	52.098	57.839	2:17.148	79.8	1:13:31.268	27	1	4:07.085	52.098	57.839	2:17.148	79.9	1:16:23.623	
28	1	2:52.355	52.009	47.952	1:12.394	79.9	1:16:23.623	28	1	2:52.355	52.009	47.952	1:12.394	79.9		





## Asian Le Mans Series 4 Hours of Sepang Free Practice 1

### Sector Analysis

Lap under Red Flag   Invalidated Lap   Personal Best   Session Best   B Crossing the pit lane

Lap	D	Time	Sector 1	Sector 2	Sector 3	T. Spd	Elapsed	Lap	D	Time	Sector 1	Sector 2	Sector 3	T. Spd	Elapsed
29	1	2:06.056	27.180	27.814	1:11.062	236.8	1:18:29.679	8	2	3:23.345	27.215	39.176	2:16.954	235.3	18:41.677
30	1	2:04.630	26.856	27.286	1:10.488	240.5	1:20:34.309	9	2	3:07.836 B	52.297	57.413	1:18.126	79.8	21:49.513
31	1	2:04.884	27.006	27.143	1:10.735	240.0	1:22:39.193	10	2	3:29.919	1:46.746	29.094	1:14.079		25:19.432
32	1	2:05.944	27.016	27.867	1:11.061	240.5	1:24:45.137	11	2	2:48.713	27.477	28.602	1:52.634	233.3	28:08.145
33	1	2:04.237	26.904	27.072	1:10.261	240.5	1:26:49.374	12	2	3:59.466 B	52.515	57.586	2:09.365	79.6	32:07.611
34	1	2:03.927	26.788	27.031	1:10.108	240.5	1:28:53.301	13	1	5:38.535	3:55.336	29.448	1:13.751		37:46.146
35	1	2:04.593	27.070	27.511	1:10.012	241.1	1:30:57.894	14	1	2:11.130	27.291	28.627	1:15.212	237.4	39:57.276

<b>9</b>	<b>GetSpeed</b>		Mercedes-AMG GT3 EVO														
	1. Anthony BARTONE				3. Fabian SCHILLER									GT			
	2. Steve JANS																

1	2	2:53.480	1:01.725	30.099	1:21.656		2:53.480
2	2	2:11.601	27.472	28.187	1:15.942	235.3	5:05.081
3	2	2:06.219	27.174	27.811	1:11.234	237.9	7:11.300
4	2	2:06.017	27.134	27.787	1:11.096	238.9	9:17.317
5	2	2:07.466	27.235	27.772	1:12.459	237.9	11:24.783
6	2	2:14.524 B	27.325	27.894	1:19.305	236.8	13:39.307
7	3	4:33.100	1:46.065	31.350	2:15.685		18:12.407
8	3	3:18.660	52.194	57.132	1:29.334	79.3	21:31.067
9	3	2:07.486	27.524	28.055	1:11.907	237.4	23:38.553
10	3	2:06.305	27.029	27.860	1:11.416	238.4	25:44.858
11	3	3:09.106 B	27.040	28.183	2:13.883	238.9	28:53.964
12	1	8:50.447	7:06.739	29.336	1:14.372		37:44.411
13	1	2:11.006	27.966	29.050	1:13.990	235.8	39:55.417
14	1	2:08.738	27.535	28.731	1:12.472	235.8	42:04.155
15	1	2:10.469	27.485	28.526	1:14.458	237.4	44:14.624
16	1	2:08.706	27.532	28.607	1:12.567	236.3	46:23.330
17	1	2:11.655	27.726	28.889	1:15.040	236.8	48:34.985
18	1	2:09.963	27.608	29.189	1:13.166	234.8	50:44.948
19	1	2:09.404	27.587	28.824	1:12.993	235.8	52:54.352
20	1	2:09.673	27.886	28.663	1:13.124	235.8	55:04.025
21	1	2:17.252 B	27.812	28.744	1:20.696	235.8	57:21.277
22	2	5:22.331	2:20.124	43.265	2:18.942		1:02:43.608
23	2	2:26.821	42.692	29.591	1:14.538	80.3	1:05:10.429
24	2	2:09.680	27.740	28.817	1:13.123	236.3	1:07:20.109
25	2	3:32.136	27.633	46.424	2:18.079	236.8	1:10:52.245
26	2	4:08.599	52.879	57.964	2:17.756	79.5	1:15:00.844
27	2	2:13.517	31.114	29.137	1:13.266	198.5	1:17:14.361
28	2	2:09.261	27.758	28.635	1:12.868	236.3	1:19:23.622
29	2	2:09.102	27.594	28.699	1:12.809	237.9	1:21:32.724
30	2	2:09.651	27.711	28.965	1:12.975	236.8	1:23:42.375
31	2	2:11.231	27.644	28.651	1:14.936	237.4	1:25:53.606
32	2	2:09.706	27.748	28.568	1:13.390	237.9	1:28:03.312
33	2	2:09.667	27.654	28.633	1:13.380	237.9	1:30:12.979

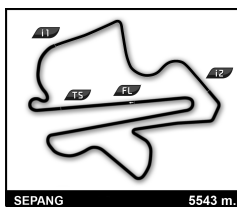
<b>10</b>	<b>Manthey</b>		Porsche 911 GT3 R														
	1. Antares AU				3. Joel STURM									GT			
	2. Klaus BACHLER																

1	2	2:38.333	51.592	30.704	1:16.037		2:38.333
2	2	2:08.350	28.131	28.606	1:11.613	234.8	4:46.683
3	2	2:06.449	27.348	28.061	1:11.040	233.8	6:53.132
4	2	2:06.007	27.132	27.843	1:11.032	234.8	8:59.139
5	2	2:06.062	27.127	27.875	1:11.060	232.8	11:05.201
6	2	2:06.484	27.082	27.948	1:11.454	234.8	13:11.685
7	2	2:06.647	27.067	28.105	1:11.475	235.3	15:18.332

<b>11</b>	<b>Proton Competition</b>		Oreca 07 - Gibson LMP2														
	1. Alexander MATTSCHULL				3. Mathias BECHE									LMP2			
	2. Jonas RIED																

1	3	2:38.069	1:01.570	27.838	1:08.661		2:38.069
2	3	1:58.478	25.626	25.634	1:07.218	262.1	4:36.547
3	3	2:01.780 B	25.376	25.215	1:11.189	263.4	6:38.327
4	3	9:52.607	8:06.649	25.323	1:20.635		16:30.934
5	3	4:06.585	52.689	59.089	2:14.807	78.2	20:37.519
6	3	1:59.577	25.713	26.152	1:07.712	255.3	22:37.096
7	3	2:05.028 B	26.619	25.822	1:12.587	262.1	24:42.124
8	3	12:34.188	...	26.199	1:08.330		37:16.312
9	3	1:57.297	25.527	24.980	1:06.790	262.1	39:13.609
10	3	1:53.433	25.025	24.582	1:03.826	264.1	41:07.042
11	3	1:54.959	24.900	24.603	1:05.456	264.7	43:02.001
12	3	1:53.536	24.886	24.657	1:03.993	264.7	44:55.537
13	3	1:57.533	25.521	26.585	1:05.427	266.7	46:53.070
14	3	2:01.481 B	25.106	24.999	1:11.376	264.7	48:54.551
15	1	6:58.715	5:21.831	26.670	1:10.214		55:53.266
16	1	1:59.877	25.588	26.636	1:07.653	263.4	57:53.143
17	1	2:17.037 B	26.035	27.614	1:23.388	264.1	1:00:10.180
18	1	5:32.886	3:58.482	26.480	1:07.924		1:05:43.066
19	1	2:01.216	25.584	25.651	1:09.981	264.7	1:07:44.282
20	1	3:58.914 B	35.193	58.835	2:24.886	264.1	1:11:43.196
21	1	4:02.779	1:31.586	58.811	1:32.382		1:15:45.975
22	1	1:58.746	25.974	25.621	1:07.151	262.8	1:17:44.721
23	1	2:00.752	25.500	25.896	1:09.356	264.1	1:19:45.473
24	1	2:02.294	26.146	26.865	1:09.283	264.1	1:21:47.767
25	1	1:59.438	25.261	25.673	1:08.504	265.4	1:23:47.205



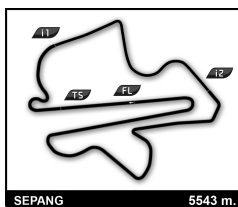


## Asian Le Mans Series 4 Hours of Sepang Free Practice 1

### Sector Analysis

Lap under Red Flag													Invalidated Lap	Personal Best	Session Best	B Crossing the pit lane
Lap	D	Time	Sector 1	Sector 2	Sector 3	T. Spd	Elapsed	Lap	D	Time	Sector 1	Sector 2	Sector 3	T. Spd	Elapsed	
26	1	2:02.502	25.827	27.137	1:09.538	265.4	1:25:49.707	13	3	2:06.933	27.222	28.038	1:11.673	241.1	42:04.454	
27	1	1:58.842	25.257	25.779	1:07.806	263.4	1:27:48.549	14	3	2:14.311 <b>B</b>	27.356	28.718	1:18.237	241.1	44:18.765	
28	1	1:57.040	25.375	25.598	1:06.067	265.4	1:29:45.589	15	2	3:28.386	1:47.104	28.584	1:12.698		47:47.151	
29	1	1:56.962	25.186	25.384	1:06.392	264.7	1:31:42.551	16	2	2:09.267	27.777	28.771	1:12.719	236.3	49:56.418	
<b>12</b> Car Collection Motorsport Porsche 911 GT3 R GT																
			1. Bashar MARDINI		3. Nico MENZEL											
			2. James KELL													
1	3	3:11.520	1:14.727	34.620	1:22.173		3:11.520	17	2	2:09.144	27.483	28.700	1:12.961	236.3	52:05.562	
2	3	2:26.231 <b>B</b>	32.685	30.220	1:23.326	165.4	5:37.751	18	2	2:08.769	27.667	28.527	1:12.575	237.4	54:14.331	
3	3	3:27.793	1:36.482	32.311	1:19.000		9:05.544	19	2	2:09.679	27.535	28.461	1:13.683	235.3	56:24.010	
4	3	2:05.782	27.086	27.938	1:10.758	240.5	11:11.326	20	2	2:11.571	27.566	28.415	1:15.590	236.3	58:35.581	
5	3	2:05.557	26.946	27.685	1:10.926	238.9	13:16.883	21	2	3:00.921 <b>B</b>	28.078	28.601	2:04.242	236.8	1:01:36.502	
6	3	2:06.593	26.839	28.295	1:11.459	238.9	15:23.476	22	1	3:54.532	2:10.777	29.464	1:14.291		1:05:31.034	
7	3	3:34.315 <b>B</b>	27.003	45.909	2:21.403	240.5	18:57.791	23	1	2:14.586	28.037	28.965	1:17.584	235.8	1:07:45.620	
8	3	5:12.172	3:31.646	28.428	1:12.098		24:09.963	24	1	3:53.380	35.532	57.932	2:19.916	236.8	1:11:39.000	
9	3	2:08.136	27.029	28.141	1:12.966	238.4	26:18.099	25	1	3:48.553	53.515	57.646	1:57.392	79.9	1:15:27.553	
10	3	3:45.507 <b>B</b>	26.956	54.932	2:23.619	238.4	30:03.606	26	1	2:12.408	28.563	29.337	1:14.508	233.8	1:17:39.961	
11	2	9:14.085	7:29.146	29.192	1:15.747		39:17.691	27	1	2:10.948	27.879	28.982	1:14.087	236.3	1:19:50.909	
12	2	2:09.975	27.787	28.694	1:13.494	235.3	41:27.666	28	1	2:10.176	28.002	28.672	1:13.502	237.4	1:22:01.085	
13	2	2:10.153	27.963	28.730	1:13.460	236.3	43:37.819	29	1	2:11.354	27.655	29.638	1:14.061	235.8	1:24:12.439	
14	2	2:09.993	27.833	28.956	1:13.204	235.3	45:47.812	30	1	2:11.341	28.234	29.047	1:14.060	237.9	1:26:23.780	
15	2	2:10.349	27.779	29.080	1:13.490	236.3	47:58.161	31	1	2:10.460	27.994	28.846	1:13.620	236.8	1:28:34.240	
16	2	2:10.434	27.960	28.852	1:13.622	234.8	50:08.595	32	1	2:09.975	27.807	28.782	1:13.386	235.8	1:30:44.215	
17	2	2:20.795 <b>B</b>	28.760	29.377	1:22.658	235.8	52:29.390	<b>15</b> RLR M Sport Ligier JS P320 - Nissan LMP3								
18	2	3:08.085	1:26.115	28.844	1:13.126		55:37.475	1. Nick ADCOCK			3. James DAYSON			2. Ian AGUILERA		
19	2	2:13.902	27.868	29.380	1:16.654	236.3	57:51.377	1	1	3:08.296	1:18.928	31.959	1:17.409		3:08.296	
20	2	2:31.000 <b>B</b>	27.870	30.070	1:33.060	236.3	1:00:22.377	2	1	2:08.715	28.003	28.078	1:12.634	243.8	5:17.011	
21	1	4:27.132	2:34.882	35.583	1:16.667		1:04:49.509	3	1	2:03.729	26.927	27.069	1:09.733	244.9	7:20.740	
22	1	2:13.404	28.278	29.516	1:15.610	235.8	1:07:02.913	4	1	2:11.084	26.989	27.038	1:17.057	246.6	9:31.824	
23	1	3:16.398	27.931	30.080	2:18.387	237.4	1:10:19.311	5	1	2:03.188	26.726	26.851	1:09.611	244.9	11:35.012	
24	1	4:09.247	52.724	57.913	2:18.610	79.9	1:14:28.558	6	1	2:12.528	26.840	27.433	1:18.255	246.6	13:47.540	
25	1	2:34.178	45.807	30.559	1:17.812	79.8	1:17:02.736	7	1	2:12.428 <b>B</b>	26.789	26.796	1:18.843	244.9	15:59.968	
26	1	2:13.758	27.924	30.308	1:15.526	236.3	1:19:16.494	8	2	6:33.754	4:55.053	27.606	1:11.095		22:33.722	
27	1	2:11.274	27.700	29.115	1:14.459	237.9	1:21:27.768	9	2	2:03.960	26.767	27.018	1:10.175	244.9	24:37.682	
28	1	2:11.105	27.787	29.102	1:14.216	236.3	1:23:38.873	10	2	2:05.585	26.859	27.274	1:11.452	246.0	26:43.267	
29	1	2:10.661	27.713	28.908	1:14.040	237.4	1:25:49.534	11	2	4:11.914 <b>B</b>	45.682	1:01.464	2:24.768	77.3	30:55.181	
30	1	2:16.618	29.487	29.895	1:17.236	234.8	1:28:06.152	12	2	6:46.509	5:06.189	28.528	1:11.792		37:41.690	
31	1	2:13.231	28.063	29.037	1:16.131	238.4	1:30:19.383	13	2	2:03.463	26.901	26.829	1:09.733	245.5	39:45.153	
<b>14</b> Climax Racing Mercedes-AMG GT3 EVO GT																
			1. Lu WEI		3. Lucas AUER											
			2. Ling KANG													
1	1	2:44.290	59.267	30.975	1:14.048		2:44.290	14	2	2:02.794	26.707	26.963	1:09.124	246.0	43:53.898	
2	1	2:11.197	27.939	28.885	1:14.373	237.4	4:55.487	15	2	2:03.767	26.967	27.058	1:09.742	246.6	45:57.665	
3	1	2:11.920	27.611	29.479	1:14.830	237.4	7:07.407	16	2	2:05.178	26.762	27.063	1:11.353	244.3	48:02.843	
4	1	2:11.889	27.393	29.878	1:14.618	238.9	9:19.296	17	2	2:05.693	26.646	27.075	1:11.972	248.3	50:08.536	
5	1	2:06.680	27.414	27.848	1:11.418	240.0	11:25.976	18	2	2:04.603	27.009	27.179	1:10.415	246.0	52:13.139	
6	1	2:06.511	27.152	27.976	1:11.383	238.9	13:32.487	19	2	2:03.064	26.626	26.915	1:09.523	245.5	54:16.203	
7	1	2:12.692 <b>B</b>	27.214	27.896	1:17.582	237.4	15:45.179	20	2	2:10.819 <b>B</b>	26.727	27.581	1:16.511	246.0	56:27.022	
8	3	6:58.147	5:14.333	28.594	1:15.220		22:43.326	21	2	5:15.007	2:43.350	29.486	2:02.171		1:01:42.029	
9	3	2:07.049	27.210	27.868	1:11.971	238.4	24:50.375	22	3	2:51.190	52.397	43.927	1:14.866	79.6	1:04:33.219	
10	3	2:19.537 <b>B</b>	27.257	27.852	1:24.428	237.9	27:09.912	23	3	2:10.970	27.514	28.248	1:15.208	243.2	1:06:44.189	
11	3	10:40.423	8:58.267	28.209	1:13.947		37:50.335	24	3	2:57.084	27.295	28.329	2:01.460	243.8	1:09:41.273	
12	3	2:07.186	27.247	28.023	1:11.916	238.9	39:57.521	25	3	4:10.223	52.646	58.320	2:19.257	79.6	1:13:51.496	
27 3 2:47.351 53.026 39.628 1:14.697 79.7 1:16:38.847																
28 3 2:09.941 28.547 28.299 1:13.095 242.7 1:18:48.788																
29 3 2:08.659 27.692 28.187 1:12.780 243.2 1:20:57.447																
30 3 2:08.883 27.365 28.253 1:13.265 242.2 1:23:06.330																





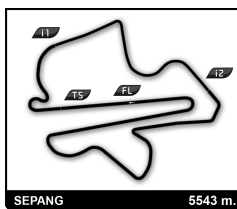
## Asian Le Mans Series 4 Hours of Sepang Free Practice 1

### Sector Analysis

Lap under Red Flag   Invalidated Lap   Personal Best   Session Best   B Crossing the pit lane

Lap	D	Time	Sector 1	Sector 2	Sector 3	T. Spd	Elapsed	Lap	D	Time	Sector 1	Sector 2	Sector 3	T. Spd	Elapsed
31	3	2:08.096	27.448	27.866	1:12.782	243.8	1:25:14.426	12	3	8:54.746	7:11.922	29.447	1:13.377		37:31.513
32	3	2:07.564	27.221	28.341	1:12.002	244.9	1:27:21.990	13	3	2:11.254	28.197	28.648	1:14.409	237.9	39:42.767
33	3	2:07.407	27.162	27.803	1:12.442	245.5	1:29:29.397	14	3	2:09.245	27.690	28.453	1:13.102	236.8	41:52.012
34	3	2:07.067	27.103	28.068	1:11.896	244.3	1:31:36.464	15	3	2:09.279	27.732	28.797	1:12.750	238.4	44:01.291
<b>16</b> Winward Racing Mercedes-AMG GT3 EVO 1. Maro ENGEL GT 2. Viktor SHAYTAR 3. Sergey STOLYAROV								<b>16</b> 3 2:16.097 B 27.418 28.494 1:20.185 238.4 46:17.388							
1	3	3:59.877	1:58.152	34.736	1:26.989		3:59.877	17	3	4:17.983	2:36.390	28.649	1:12.944		50:35.371
2	3	2:18.315	28.549	29.671	1:20.095	233.8	6:18.192	18	3	2:09.004	27.700	28.488	1:12.816	237.4	52:44.375
3	3	2:09.082	27.487	28.517	1:13.078	236.3	8:27.274	19	3	2:09.884	27.828	28.943	1:13.113	237.4	54:54.259
4	3	2:07.589	27.621	28.019	1:11.949	235.8	10:34.863	20	3	2:08.893	27.599	28.381	1:12.913	236.8	57:03.152
5	3	2:07.562	27.247	28.058	1:12.257	236.8	12:42.425	21	3	2:08.576	27.523	28.437	1:12.616	237.9	59:11.728
6	3	2:06.614	27.288	27.903	1:11.423	235.8	14:49.039	22	3	3:27.618 B	27.731	36.512	2:23.375	237.4	1:02:39.346
7	3	3:04.224 B	27.155	27.872	2:09.197	236.8	17:53.263	23	1	3:56.995	2:10.319	30.012	1:16.664		1:06:36.341
8	2	4:59.316	3:16.520	29.007	1:13.789		22:52.579	24	1	2:58.717	28.548	30.106	2:00.063	227.4	1:09:35.058
9	2	2:08.861	27.334	28.321	1:13.206	236.3	25:01.440	25	1	4:09.640	53.320	58.024	2:18.296	79.7	1:13:44.698
10	2	2:35.122	27.259	28.751	1:39.112	236.3	27:36.562	26	1	2:53.671	53.450	41.791	1:18.430	79.5	1:16:38.369
11	2	4:12.180 B	52.427	57.945	2:21.808	79.5	31:48.742	27	1	2:15.467	29.500	30.103	1:15.864	235.3	1:18:53.836
12	3	6:35.901	4:53.707	28.975	1:13.219		38:24.643	28	1	2:13.305	27.895	29.320	1:16.090	238.4	1:21:07.141
13	3	2:09.580	27.648	28.476	1:13.456	235.3	40:34.223	29	1	2:12.193	28.097	29.231	1:14.865	238.4	1:23:19.334
14	3	2:08.968	27.521	28.590	1:12.857	234.3	42:43.191	30	1	2:13.274	28.155	29.593	1:15.526	235.8	1:25:32.608
15	3	2:10.084	27.534	28.651	1:13.899	235.8	44:53.275	31	1	2:12.731	28.097	29.190	1:15.444	236.3	1:27:45.339
16	3	2:15.829	27.989	30.103	1:17.737	235.8	47:09.104	32	1	2:12.306	28.138	29.575	1:14.593	236.8	1:29:57.645
17	3	2:10.576	27.824	28.565	1:14.187	233.8	49:19.680	33	1	2:11.417	27.883	29.284	1:14.250	237.4	1:32:09.062
18	3	2:09.208	27.519	28.559	1:13.130	234.8	51:28.888	<b>20</b> Algarve Pro Racing Oreca 07 - Gibson LMP2 1. Kriton LENTOUDIS 2. Olii CALDWELL 3. Alex QUINN							
19	3	2:09.443	27.791	28.464	1:13.188	235.3	53:38.331	1	2	2:15.735	36.617	29.270	1:09.848		2:15.735
20	3	2:10.743	27.393	28.518	1:14.832	234.8	55:49.074	2	2	1:54.688	25.427	24.779	1:04.482	263.4	4:10.423
21	3	2:21.168 B	27.532	28.913	1:24.723	235.8	58:10.242	3	2	1:54.233	25.175	24.402	1:04.656	266.7	6:04.656
22	2	6:46.767	5:05.031	28.850	1:12.886		1:04:57.009	4	2	1:57.687	24.919	24.657	1:08.111	269.3	8:02.343
23	2	2:08.982	27.339	28.539	1:13.104	235.8	1:07:05.991	5	2	1:55.826	24.951	24.569	1:06.306	267.3	9:58.169
24	2	3:18.814	27.405	34.096	2:17.313	237.9	1:10:24.805	6	2	1:57.468	24.702	25.724	1:07.042	267.3	11:55.637
25	2	4:07.582	52.184	57.854	2:17.544	79.5	1:14:32.387	7	2	1:52.119	24.807	24.251	1:03.061	266.0	13:47.756
26	2	2:27.606	44.849	28.980	1:13.777	79.4	1:16:59.993	8	2	1:58.478 B	25.051	24.354	1:09.073	266.7	15:46.234
27	2	2:11.892	27.364	28.692	1:15.836	236.3	1:19:11.885	9	1	5:19.557	2:34.348	58.956	1:46.253		21:05.791
28	2	2:14.801 B	27.284	28.367	1:19.150	236.3	1:21:26.686	10	1	2:01.284	25.975	26.168	1:09.141	261.5	23:07.075
29	1	3:20.055	1:38.687	28.436	1:12.932		1:24:46.741	11	1	2:00.981	25.935	26.052	1:08.994	261.5	25:08.056
30	1	2:07.042	27.136	28.034	1:11.872	238.9	1:26:53.783	12	1	2:38.175	26.133	28.368	1:43.674	264.1	27:46.231
31	1	2:06.911	26.994	28.078	1:11.839	238.4	1:29:00.694	13	1	4:14.977 B	53.007	58.915	2:23.055	79.3	32:01.208
32	1	2:07.405	27.166	28.009	1:12.230	237.9	1:31:08.099	14	1	5:11.341	3:32.649	27.102	1:11.590		37:12.549
<b>19</b> Blackthorn Aston Martin Vantage AMR GT3 1. Claude BOVET GT 2. Jason AMBROSE 3. David MCDONALD								15 1 2:03.079 26.481 26.521 1:10.077 261.5 39:15.628							
1	2	3:16.150	1:16.431	34.800	1:24.919		3:16.150	16 1 2:03.365 26.107 26.405 1:10.853 262.1 41:18.993							
2	2	2:18.908	29.412	29.629	1:19.867	231.8	5:35.058	17 1 2:04.831 26.254 27.325 1:11.252 263.4 43:23.824							
3	2	2:13.929	28.263	29.319	1:16.347	237.9	7:48.987	18 1 2:04.855 26.075 27.353 1:11.427 264.1 45:28.679							
4	2	2:11.815	28.766	28.873	1:14.176	225.5	10:00.802	19 1 2:03.438 26.411 26.629 1:10.398 262.8 47:32.117							
5	2	2:13.304	28.415	30.021	1:14.868	237.4	12:14.106	20 1 2:02.278 25.989 26.380 1:09.909 262.1 49:34.395							
6	2	2:12.097	28.440	29.097	1:14.560	235.8	14:26.203	21 1 2:04.137 25.998 27.952 1:10.187 263.4 51:38.532							
7	2	2:55.089 B	27.952	28.669	1:58.468	237.4	17:21.292	22 1 2:02.162 26.080 26.237 1:09.845 262.8 53:40.694							
8	2	3:46.628	1:00.799	58.782	1:47.047		21:07.920	23 1 2:03.316 26.336 27.313 1:09.667 263.4 55:44.010							
9	2	2:10.536	28.280	28.887	1:13.369	235.3	23:18.456	24 1 2:04.511 25.933 26.776 1:11.802 263.4 57:48.521							
10	2	2:13.332	28.308	29.739	1:15.285	235.8	25:31.788	25 1 2:14.099 B 27.353 28.192 1:18.554 261.5 1:00:02.620							
11	2	3:04.979 B	28.128	28.597	2:08.254	236.8	28:36.767	26 3 5:00.136 3:25.248 27.766 1:07.122 261.5 1:05:02.756							
								27 3 1:57.247 25.408 25.241 1:06.598 268.7 1:07:00.003							
								28 3 2:52.523 25.589 24.931 2:02.003 266.7 1:09:52.526							





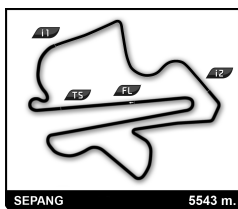
## Asian Le Mans Series 4 Hours of Sepang Free Practice 1

### Sector Analysis

Lap under Red Flag												Invalidated Lap	Personal Best	Session Best	B Crossing the pit lane
Lap	D	Time	Sector 1	Sector 2	Sector 3	T. Spd	Elapsed	Lap	D	Time	Sector 1	Sector 2	Sector 3	T. Spd	Elapsed
29	3	4:10.594 <b>B</b>	51.730	57.794	2:21.070	79.7	1:14:03.120	10	3	1:57.447	25.080	25.515	1:06.852	263.4	25:23.835
30	3	3:03.672	1:31.373	26.396	1:05.903		1:17:06.792	11	3	2:29.819	25.095	25.285	1:39.439	263.4	27:53.654
31	3	1:57.196	25.313	24.978	1:06.905	264.7	1:19:03.988	12	3	<b>4:11.739 B</b>	52.578	58.666	2:20.495	79.1	32:05.393
32	3	<del>1:56.190</del>	25.450	<del>24.769</del>	1:05.971	267.3	1:21:00.178	13	3	5:05.713	3:30.231	26.560	1:08.922		37:11.106
33	3	1:53.966	24.966	24.474	1:04.526	267.3	1:22:54.144	14	3	1:55.297	25.294	25.320	1:04.683	263.4	39:06.403
34	3	1:58.459 <b>B</b>	25.035	24.612	1:08.812	266.7	1:24:52.603	15	3	<b>1:54.083</b>	25.151	<b>24.641</b>	1:04.291	264.7	41:00.486
<b>21</b> Car Collection Motorsport Porsche 911 GT3 R GT															
1. HASH 3. Yannick METTLER															
2. Alex FONTANA															
1	2	3:12.404	1:21.561	31.795	1:19.048		3:12.404	16	3	1:54.138	25.171	24.886	<b>1:04.081</b>	264.7	42:54.624
2	2	2:13.893	29.835	29.974	1:14.084	209.3	5:26.297	17	3	2:02.035 <b>B</b>	<b>25.039</b>	24.747	1:12.249	265.4	44:56.659
3	2	2:05.880	26.963	28.070	<b>1:10.847</b>	236.8	7:32.177	18	3	5:11.038	3:37.354	25.744	1:07.940		50:07.697
4	2	2:05.836	27.036	27.856	1:10.944	237.4	9:38.013	19	3	1:55.466	25.313	24.860	1:05.293	262.1	52:03.163
5	2	2:05.745	<b>26.877</b>	<b>27.765</b>	1:11.103	237.4	11:43.758	20	3	1:56.337	25.186	25.390	1:05.761	264.1	53:59.500
6	2	<b>2:05.685</b>	26.883	27.794	1:11.008	236.3	13:49.443	21	3	1:56.610	25.248	26.041	1:05.321	264.1	55:56.110
7	2	2:22.698 <b>B</b>	27.091	30.454	1:25.153	237.9	16:12.141	22	3	1:57.628	25.186	26.251	1:06.191	264.1	57:53.738
8	1	6:26.003	4:39.294	29.406	1:17.303		22:38.144	23	3	2:07.935 <b>B</b>	25.598	27.058	1:15.279	266.7	1:00:01.673
9	1	2:11.753	28.838	29.404	1:13.511	233.8	24:49.897	24	2	5:20.829	3:43.758	27.529	1:09.542		1:05:22.502
10	1	2:21.225	28.440	29.167	1:23.618	233.8	27:11.122	25	2	2:00.078	25.829	25.631	1:08.618	261.5	1:07:22.580
11	1	<b>4:14.843 B</b>	52.995	58.050	2:23.798	79.6	31:25.965	26	2	3:26.569	25.599	42.352	2:18.618	262.1	1:10:49.149
12	1	6:56.114	5:12.034	29.827	1:14.253		38:22.079	27	2	4:09.982	52.285	58.794	2:18.903	79.0	1:14:59.131
13	1	2:17.903	28.415	29.237	1:20.251	235.3	40:39.982	28	2	2:05.739	30.408	26.323	1:09.008	217.3	1:17:04.870
14	1	2:11.652	28.733	29.181	1:13.738	235.3	42:51.634	29	2	2:03.519	25.943	26.078	1:11.498	262.1	1:19:08.389
15	1	2:12.592	28.339	29.746	1:14.507	235.8	45:04.226	30	2	1:56.967	25.382	25.601	1:05.984	262.8	1:21:05.356
16	1	2:12.495	28.185	29.832	1:14.478	235.3	47:16.721	31	2	1:57.494	25.413	25.387	1:06.694	262.8	1:23:02.850
17	1	2:13.981	28.543	29.279	1:16.159	234.8	49:30.702	32	2	1:59.348	25.380	25.804	1:08.164	263.4	1:25:02.198
18	1	2:19.618	28.297	29.498	1:21.823	234.8	51:50.320	33	2	1:56.128	25.335	25.192	1:05.601	264.1	1:26:58.326
19	1	<del>2:12.694</del>	28.546	<del>29.064</del>	1:15.084	229.8	54:03.014	34	2	1:57.046	25.353	25.441	1:06.252	264.1	1:28:55.372
20	1	2:11.591	28.323	29.157	1:14.111	235.8	56:14.605	35	2	1:57.136	25.407	25.364	1:06.365	264.1	1:30:52.508
21	1	2:11.526	28.139	29.579	1:13.808	236.8	58:26.131	<b>23</b> Absolute Racing Ferrari 296 GT3							
22	1	2:52.540 <b>B</b>	28.124	29.956	1:54.460	236.3	1:01:18.671	1. Carl Wattana BENNETT 3. Chris VAN DER DRIFT							
23	3	4:16.582	2:33.370	29.648	1:13.564		1:05:35.253	2. Gregory BENNETT							
24	3	2:13.910	27.692	28.898	1:17.320	235.8	1:07:49.163	1	3	3:39.303	1:52.183	31.145	1:15.975		3:39.303
25	3	3:55.916 <b>B</b>	36.212	57.640	2:22.064	236.3	1:11:45.079	2	3	2:13.505	27.782	28.503	1:17.220	237.9	5:52.808
26	3	6:34.793	4:52.067	29.576	1:13.150		1:18:19.872	3	3	<b>2:04.672</b>	26.889	27.687	<b>1:10.096</b>	239.5	7:57.480
27	3	2:09.099	27.444	28.482	1:13.173	233.3	1:20:28.971	4	3	2:14.385	<b>26.680</b>	33.168	1:14.537	241.1	10:11.865
28	3	2:08.762	27.441	28.611	1:12.710	234.8	1:22:37.733	5	3	2:12.094 <b>B</b>	26.825	<b>27.558</b>	1:17.711	240.0	12:23.959
29	3	2:13.966	27.886	29.602	1:16.478	234.3	1:24:51.699	6	1	10:55.438	9:14.606	28.915	1:11.917		23:19.397
30	3	2:08.334	27.375	28.397	1:12.562	235.3	1:27:00.033	7	1	2:08.202	27.473	28.665	1:12.064	238.4	25:27.599
31	3	2:08.494	27.322	28.397	1:12.775	236.3	1:29:08.527	8	1	2:52.309	26.994	28.015	1:57.300	236.8	28:19.908
32	3	<del>2:08.256</del>	27.413	<del>28.472</del>	1:12.371	235.8	1:31:16.783	9	1	<b>3:49.215 B</b>	52.384	57.894	1:58.937	79.5	32:09.123
<b>22</b> Proton Competition Oreca 07 - Gibson LMP2															
1. Giorgio RODA 3. Tom DILLMANN															
2. Vladislav LOMKO															
1	1	2:35.142	58.836	27.558	1:08.748		2:35.142	10	1	6:07.609	4:26.359	28.314	1:12.936		38:16.732
2	1	2:02.202	25.616	25.434	1:11.152	261.5	4:37.344	11	1	2:07.137	27.021	28.008	1:12.108	237.9	40:23.869
3	1	1:56.453	25.646	25.620	1:05.187	265.4	6:33.797	12	1	2:38.541 <b>B</b>	27.172	29.005	1:42.364	240.5	43:02.410
4	1	1:54.397	25.256	24.733	1:04.408	264.7	8:28.194	13	1	4:11.176 <b>B</b>	2:12.227	34.500	1:24.449		47:13.586
5	1	1:54.646	25.126	24.709	1:04.811	264.1	10:22.840	14	1	12:46.350	...	29.254	1:13.602		59:59.936
6	1	2:05.072 <b>B</b>	25.414	25.637	1:14.021	264.1	12:27.912	15	1	3:34.581	49.501	57.720	1:47.360	79.4	1:03:34.517
7	3	5:50.991	3:07.873	25.831	2:17.287		18:18.903	16	1	2:08.202	27.115	28.688	1:12.399	237.4	1:05:42.719
8	3	3:10.899	52.135	58.939	1:19.825	79.0	21:29.802	17	1	2:07.752	27.112	28.467	1:12.173	240.5	1:07:50.471
9	3	1:56.586	25.139	25.795	1:05.652	262.8	23:26.388	18	1	3:50.788	35.431	57.784	2:17.573	241.1	1:11:41.259
								19	1	3:51.935 <b>B</b>	52.321	57.949	2:01.665	79.4	1:15:33.194
								20	2	4:06.021	2:21.124	29.604	1:15.293		1:19:39.215
								21	2	2:10.233	27.505	29.064	1:13.664	237.9	1:21:49.448
								22	2	2:11.016	27.325	28.669	1:15.022	238.4	1:24:00.464
								23	2	2:09.116	27.308	28.635	1:13.173	238.4	1:26:09.580
								24	2	2:09.618	27.142	28.606	1:13.870	240.0	1:28:19.198





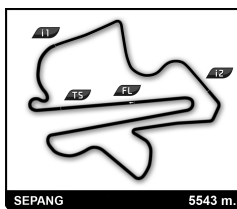


## Asian Le Mans Series 4 Hours of Sepang Free Practice 1

### Sector Analysis

Lap under Red Flag												Invalidated Lap	Personal Best	Session Best	B Crossing the pit lane
Lap	D	Time	Sector 1	Sector 2	Sector 3	T. Spd	Elapsed	Lap	D	Time	Sector 1	Sector 2	Sector 3	T. Spd	Elapsed
25	2	2:09.452	27.528	29.129	1:12.795	239.5	1:30:28.650	11	1	2:04.446	26.056	26.395	1:11.995	262.1	25:32.162
<b>24</b>	<b>Nielsen Racing</b>		3.Nicky CATSBURG		Oreca 07 - Gibson LMP2			12	1	2:53.524	26.221	26.903	2:00.400	260.2	28:25.686
	1.Naveen RAO							13	1	<b>4:18.450 B</b>	53.951	59.291	2:25.208	78.3	32:44.136
	2.Matthew BELL							14	1	4:37.046	2:58.098	27.907	1:11.041		37:21.182
1	1	2:25.804	45.999	29.171	1:10.634		2:25.804	15	1	2:05.290	27.317	27.274	1:10.699	260.2	39:26.472
2	1	1:59.672	25.900	25.993	1:07.779	251.7	4:25.476	16	1	2:02.878	26.490	26.898	1:09.490	262.8	41:29.350
3	1	1:57.112	25.524	25.161	1:06.427	264.1	6:22.588	17	1	2:03.316	26.348	26.690	1:10.278	264.7	43:32.666
4	1	1:58.435	25.340	26.265	1:06.830	266.7	8:21.023	18	1	2:00.254	25.815	26.192	1:08.247	264.1	45:32.920
5	1	1:57.176	25.328	25.076	1:06.772	266.7	10:18.199	19	1	<del>2:02.533</del>	25.651	<del>26.356</del>	1:10.526	264.1	47:35.453
6	1	1:59.828	26.173	25.731	1:07.924	268.7	12:18.027	20	1	2:00.489	25.803	26.035	1:08.651	262.1	49:35.942
7	1	2:04.685 B	25.368	26.199	1:13.118	266.7	14:22.712	21	1	2:03.177	25.754	26.921	1:10.502	265.4	51:39.119
8	2	6:10.084	2:52.245	58.937	2:18.902		20:32.796	22	1	2:02.393	26.019	26.366	1:10.008	264.7	53:41.512
9	2	2:01.186	27.156	26.256	1:07.774	236.3	22:33.982	23	1	2:03.111	26.218	26.928	1:09.965	264.7	55:44.623
10	2	1:55.721	25.158	25.265	1:05.298	266.0	24:29.703	24	1	2:03.609	26.111	27.023	1:10.475	264.7	57:48.232
11	2	1:54.647	25.179	<b>24.719</b>	<b>1:04.749</b>	265.4	26:24.350	25	1	2:11.637 B	27.476	27.607	1:16.554	263.4	59:59.869
12	2	<b>3:52.304 B</b>	30.447	58.817	2:23.040	266.0	30:16.654	26	2	5:02.574	3:29.204	26.749	1:06.621		1:05:02.443
13	3	8:45.006	7:13.003	25.499	1:06.504		39:01.660	27	2	1:56.235	25.189	25.213	1:05.833	263.4	1:06:58.678
14	3	1:55.301	25.299	25.029	1:04.973	266.0	40:56.961	28	2	<del>2:50.975</del>	25.117	<del>24.950</del>	2:00.908	264.1	1:09:49.653
15	3	<b>1:54.532</b>	<b>24.844</b>	24.767	1:04.921	267.3	42:51.493	29	2	4:06.300	52.075	57.655	2:16.570	77.7	1:13:55.953
16	3	1:55.385	24.870	24.780	1:05.735	268.0	44:46.878	30	2	2:35.463	52.867	36.129	1:06.467	78.0	1:16:31.416
17	3	1:54.934	25.021	24.991	1:04.922	268.7	46:41.812	31	2	1:56.659	26.001	25.831	1:04.827	263.4	1:18:28.075
18	3	1:57.333	25.980	25.952	1:05.401	267.3	48:39.145	32	2	1:55.868	25.022	24.747	1:06.099	264.7	1:20:23.943
19	3	2:00.152	25.399	26.377	1:08.376	267.3	50:39.297	33	2	1:54.582	25.152	24.801	1:04.629	265.4	1:22:18.525
20	3	1:57.931	25.209	26.842	1:05.880	267.3	52:37.228	34	2	1:57.103	25.368	26.003	1:05.732	264.7	1:24:15.628
21	3	1:57.008	25.045	25.877	1:06.086	267.3	54:34.236	35	2	<del>2:02.326 B</del>	25.332	26.448	<del>1:10.546</del>	266.0	1:26:17.954
22	3	1:55.776	25.078	25.086	1:05.612	266.0	56:30.012	36	2	3:38.551	2:05.234	25.845	1:07.472		1:29:56.505
23	3	2:03.740 B	25.124	26.292	1:12.324	268.0	58:33.752	37	2	1:55.264	25.407	25.136	1:04.721	264.1	1:31:51.769
24	1	5:05.171	2:18.378	58.814	1:47.979		1:03:38.923	<b>26</b> <b>Bretton Racing</b> Ligier JS P320 - Nissan LMP3							
25	1	2:02.380	26.192	27.061	1:09.127	262.8	1:05:41.303	1.Jens Reno MOELLER		3.Theodor JENSEN				LMP3	
26	1	2:02.532	26.085	26.361	1:10.086	264.7	1:07:43.835	2.Dan SKOCDOPOLE							
27	1	3:53.538	34.976	59.004	2:19.558	264.7	1:11:37.373	1	2	3:35.961	1:34.990	30.755	1:30.216		3:35.961
28	1	3:48.819	52.930	59.219	1:56.670	78.7	1:15:26.192	2	2	2:04.659	27.524	27.205	1:09.930	239.5	5:40.620
29	1	2:04.047	26.825	27.259	1:09.963	242.7	1:17:30.239	3	2	2:03.976	26.916	27.123	1:09.937	242.2	7:44.596
30	1	2:02.201	26.135	27.493	1:08.573	264.1	1:19:32.440	4	2	2:04.921	<b>26.420</b>	27.631	1:10.870	244.3	9:49.517
31	1	2:02.726	25.836	28.392	1:08.498	265.4	1:21:35.166	5	2	2:03.892	26.581	27.830	<b>1:09.481</b>	243.2	11:53.409
32	1	2:01.531	26.098	26.700	1:08.733	266.0	1:23:36.697	6	2	2:03.255	26.650	27.061	1:09.544	242.2	13:56.664
33	1	2:01.168	26.574	26.485	1:08.109	265.4	1:25:37.865	7	2	2:08.483	26.775	26.822	1:14.886	243.8	16:05.147
34	1	2:00.450	25.680	26.376	1:08.394	266.0	1:27:38.315	8	2	4:10.940	53.861	58.306	2:18.773	79.9	20:16.087
35	1	1:58.777	25.781	26.016	1:06.980	265.4	1:29:37.092	9	2	2:20.021	39.311	27.741	1:12.969	95.1	22:36.108
36	1	1:59.422	25.613	26.315	1:07.494	265.4	1:31:36.514	10	2	2:04.249	27.440	27.155	1:09.654	240.5	24:40.357
<b>25</b>	<b>Algarve Pro Racing</b>		3.Valerio RINICELLA		Oreca 07 - Gibson LMP2			11	2	2:09.095 B	26.608	27.093	1:15.394	243.2	26:49.452
	1.Michael JENSEN							12	1	<b>7:01.072 B</b>	3:40.056	58.389	2:22.627		33:50.524
	2.Malthe JAKOBSEN							13	1	3:36.247	1:55.109	29.332	1:11.806		37:26.771
1	3	2:17.741	34.759	30.319	1:12.663		2:17.741	14	1	2:07.428	27.012	28.197	1:12.219	241.1	39:34.199
2	3	1:57.719	26.029	25.966	1:05.724	259.6	4:15.460	15	1	2:08.194	28.240	27.820	1:12.134	241.6	41:42.393
3	3	1:55.156	25.024	25.471	1:04.661	264.7	6:10.616	16	1	2:05.928	27.060	27.432	1:11.436	242.2	43:48.321
4	3	1:53.923	24.896	24.588	1:04.439	266.0	8:04.539	17	1	2:06.299	27.225	27.856	1:11.218	242.2	45:54.620
5	3	1:58.044	24.866	25.033	1:08.145	267.3	10:02.583	18	1	2:08.057	27.143	27.600	1:13.314	241.6	48:02.677
6	3	1:56.493	25.947	25.696	1:04.850	268.0	11:59.076	19	1	2:07.040	27.560	27.709	1:11.771	242.2	50:09.717
7	3	<b>1:53.525</b>	25.183	<b>24.546</b>	<b>1:03.796</b>	266.7	13:52.601	20	1	2:10.851	27.763	29.302	1:13.786	242.7	52:20.568
8	3	<del>2:00.745 B</del>	<b>24.770</b>	<del>25.032</del>	1:10.943	267.3	15:53.346	21	1	2:05.696	26.942	27.484	1:11.270	241.1	54:26.264
9	1	5:31.262	2:49.335	59.333	1:42.594		21:24.608	22	1	2:05.565	26.952	27.456	1:11.157	241.1	56:31.829
10	1	2:03.108	26.401	26.937	1:09.770	259.6	23:27.716	23	1	2:16.290 B	27.552	29.537	1:19.201	241.6	58:48.119



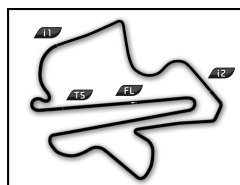


## Asian Le Mans Series 4 Hours of Sepang Free Practice 1

### Sector Analysis

Lap under Red Flag													Invalidated Lap	Personal Best	Session Best	B Crossing the pit lane
Lap	D	Time	Sector 1	Sector 2	Sector 3	T. Spd	Elapsed	Lap	D	Time	Sector 1	Sector 2	Sector 3	T. Spd	Elapsed	
24	3	8:54.506	7:08.211	27.971	1:18.324		1:07:42.625	13	1	2:08.331	27.217	28.386	1:12.728	240.5	40:03.744	
25	3	3:51.216	34.950	58.079	2:18.187	239.5	1:11:33.841	14	1	2:07.259	27.174	28.176	1:11.909	238.9	42:11.003	
26	3	3:51.233	52.431	58.072	2:00.730	79.1	1:15:25.074	15	1	<del>2:07.748</del>	27.445	<del>28.178</del>	1:12.125	238.9	44:18.751	
27	3	2:06.525	27.108	27.596	1:11.821	234.3	1:17:31.599	16	1	2:12.417	27.221	28.509	1:16.687	240.5	46:31.168	
28	3	2:06.375	27.236	27.452	1:11.687	242.2	1:19:37.974	17	1	2:07.687	27.149	28.272	1:12.266	238.4	48:38.855	
29	3	<b>2:03.253</b>	26.833	<b>26.691</b>	1:09.729	241.6	1:21:41.227	18	1	2:10.385	27.765	28.884	1:13.736	239.5	50:49.240	
30	3	2:04.014	27.070	26.928	1:10.016	243.8	1:23:45.241	19	1	2:08.475	27.323	28.401	1:12.751	238.9	52:57.715	
31	3	2:06.574	26.893	27.716	1:11.965	244.9	1:25:51.815	20	1	2:15.339 <b>B</b>	27.463	28.148	1:19.728	240.0	55:13.054	
32	3	2:03.653	26.728	27.344	1:09.581	244.3	1:27:55.468	21	3	3:35.756	1:47.329	29.282	1:19.145		58:48.810	
33	3	2:05.653	26.619	26.872	1:12.162	242.7	1:30:01.121	22	3	3:01.129 <b>B</b>	27.302	28.353	2:05.474	237.4	1:01:49.939	
<b>27</b> <b>Optimum Motorsport</b> McLaren 720S GT3 1.Andrew GILBERT 3.Benji GOETHE GT 2.Fran RUEDA																
1	2	3:00.718	1:15.400	30.803	1:14.515		3:00.718	23	3	4:10.778	2:30.362	28.544	1:11.872		1:06:00.717	
2	2	2:07.959	27.766	28.470	1:11.723	233.8	5:08.677	24	3	2:14.163	27.228	28.190	1:18.745	238.4	1:08:14.880	
3	2	2:06.679	27.217	27.957	1:11.505	236.3	7:15.356	25	3	4:10.401 <b>B</b>	52.096	57.642	2:20.663	79.3	1:12:25.281	
4	2	<b>2:06.409</b>	27.273	27.901	<b>1:11.235</b>	238.9	9:21.765	26	3	6:14.959	4:34.163	28.566	1:12.230		1:18:40.240	
5	2	2:06.537	<b>27.177</b>	27.862	1:11.498	236.8	11:28.302	27	3	2:07.308	27.267	28.249	1:11.792	238.9	1:20:47.548	
6	2	2:06.705	<b>27.266</b>	<b>27.861</b>	1:11.578	235.8	13:35.007	28	3	2:07.301	27.030	27.904	1:12.367	238.4	1:22:54.849	
7	2	2:12.892 <b>B</b>	27.281	28.015	1:17.596	235.3	15:47.899	29	3	2:07.077	27.135	28.039	1:11.903	240.0	1:25:01.926	
8	1	7:05.062	5:21.592	28.966	1:14.504		22:52.961	30	3	2:08.275	27.104	28.759	1:12.412	238.9	1:27:10.201	
9	1	2:12.485	27.726	28.858	1:15.901	234.3	25:05.446	31	3	<del>2:06.869</del>	27.151	<del>28.108</del>	1:11.610	239.5	1:29:17.070	
10	1	2:48.635 <b>B</b>	28.029	29.002	1:51.604	235.3	27:54.081	32	3	2:06.870	<b>27.009</b>	28.017	1:11.844	240.0	1:31:23.940	
11	1	9:49.035	8:04.084	29.520	1:15.431		37:43.116	<b>30</b> <b>RD Limited</b> Oreca 07 - Gibson LMP2 1.Fred POORDAD 3.James ALLEN 2.Tristan VAUTIER								
12	1	2:24.542 <b>B</b>	28.099	29.930	1:26.513	234.8	40:07.658	1	1	2:21.503	41.435	29.275	1:10.793		2:21.503	
13	1	15:24.824	...	29.784	1:14.443		55:32.482	2	1	2:00.962	27.151	26.137	1:07.674	263.4	4:22.465	
14	1	2:11.587	27.953	29.548	1:14.086	232.8	57:44.069	3	1	1:57.906	25.633	25.458	1:06.815	266.7	6:20.371	
15	1	2:22.131 <b>B</b>	27.876	30.541	1:23.714	233.3	1:00:06.200	4	1	1:56.825	25.467	25.610	1:05.748	268.0	8:17.196	
16	3	7:20.101	5:30.529	31.382	1:18.190		1:07:26.301	5	1	2:14.066	25.442	25.643	1:22.981	267.3	10:31.262	
17	3	3:42.280	30.273	54.004	2:18.003	230.3	1:11:08.581	6	1	1:58.909	25.657	25.733	1:07.519	264.7	12:30.171	
18	3	4:04.795	53.144	59.338	2:12.313	79.5	1:15:13.376	7	1	2:01.544	25.777	26.194	1:09.573	266.0	14:31.715	
19	3	2:16.681	29.111	30.754	1:16.816	229.8	1:17:30.057	8	1	2:31.499	25.891	27.217	1:38.391	266.0	17:03.214	
20	3	2:14.565	28.841	29.604	1:16.120	235.3	1:19:44.622	9	1	3:51.945	53.580	59.039	1:59.326	77.0	20:55.159	
21	3	2:12.360	29.188	28.996	1:14.176	215.6	1:21:56.982	10	1	2:00.590	26.249	26.214	1:08.127	260.9	22:55.749	
22	3	2:16.647 <b>B</b>	27.789	28.660	1:20.198	235.8	1:24:13.629	11	1	2:12.250 <b>B</b>	26.086	27.604	1:18.560	264.7	25:07.999	
23	3	2:51.455	1:09.097	28.649	1:13.709		1:27:05.084	12	3	<b>4:33.524</b>	1:30.232	46.652	2:16.640		29:41.523	
24	3	2:08.312	27.516	28.288	1:12.508	235.8	1:29:13.396	13	3	<b>4:10.882</b> <b>B</b>	51.679	57.688	2:21.515	79.8	33:52.405	
25	3	<del>2:08.200</del>	27.506	<del>28.246</del>	<del>1:12.448</del>	235.3	1:31:21.596	14	3	3:28.364	1:52.891	27.524	1:07.949		37:20.769	
<b>28</b> <b>AF Corse</b> Ferrari 296 GT3 1.Massimiliano WISER 3.Davide RIGON GT 2.Manuel FRANCO																
1	2	4:36.912	2:50.523	30.742	1:15.647		4:36.912	15	3	1:57.216	25.739	25.882	1:05.595	265.4	39:17.985	
2	2	2:10.991	28.337	29.689	1:12.965	236.3	6:47.903	16	3	1:56.028	25.178	25.556	1:05.294	265.4	41:14.013	
3	2	2:07.210	27.356	28.392	<b>1:11.462</b>	237.9	8:55.113	17	3	1:54.140	24.987	<b>24.641</b>	1:04.512	266.0	43:08.153	
4	2	<del>2:06.253</del>	27.012	<b>27.741</b>	<del>1:11.500</del>	237.4	11:01.366	18	3	<b>1:53.602</b>	<b>24.955</b>	24.672	<b>1:03.975</b>	266.7	45:01.755	
5	2	<b>2:06.626</b>	27.082	28.010	1:11.534	236.8	13:07.992	19	3	1:57.751	25.078	24.859	1:07.814	266.0	46:59.506	
6	2	2:07.291	27.244	28.062	1:11.985	236.8	15:15.283	20	3	1:54.773	25.062	25.195	1:04.516	266.0	48:54.279	
7	2	3:23.626	27.288	38.738	2:17.600	237.4	18:38.909	21	3	1:55.260	25.095	24.895	1:05.270	265.4	50:49.539	
8	2	3:09.859 <b>B</b>	52.192	57.666	1:20.001	79.4	21:48.768	22	3	1:56.170	25.290	25.177	1:05.703	266.0	52:45.709	
9	1	4:12.382	2:30.097	28.612	1:13.673		26:01.150	23	3	1:56.284	25.586	24.745	1:05.953	267.3	54:41.993	
10	1	3:25.739	27.315	39.600	2:18.824	237.4	29:26.889	24	3	1:54.513	25.057	25.030	1:04.426	264.1	56:36.506	
11	1	<b>3:43.558</b> <b>B</b>	53.247	57.935	1:52.376	79.3	33:10.447	25	3	1:55.414	25.194	25.068	1:05.152	266.0	58:31.920	
12	1	4:44.966	3:03.893	28.737	1:12.336		37:55.413	26	3	2:27.536	25.136	25.197	1:37.203	266.7	1:00:59.456	
<b>34</b> <b>Inter Europol Competition</b> Ligier JS P320 - Nissan 1.Tim CRESWICK 3.Douwe DEDECKER LMP3 2.Daniel ALI																





## Asian Le Mans Series 4 Hours of Sepang Free Practice 1

### SEPANG 5543 m. Sector Analysis

Lap under Red Flag Invalidated Lap Personal Best Session Best Crossing the pit lane

Lap	D	Time	Sector 1	Sector 2	Sector 3	T. Spd	Elapsed
1	1	4:04.324	2:11.302	31.244	1:21.778		4:04.324
2	1	3:41.389	1:59.571	28.787	1:13.031		7:45.713
3	1	2:05.495	27.234	27.676	1:10.585	240.0	9:51.208
4	1	2:06.147	26.771	27.653	1:11.723	240.5	11:57.355
5	1	2:06.711	27.223	27.483	1:12.005	240.0	14:04.066
6	1	2:13.246	27.123	27.495	1:18.628	242.2	16:17.312
7	1	4:11.720	52.365	57.823	2:21.532	79.6	20:29.032
8	1	8:04.832	5:27.475	28.419	2:08.938		28:33.864
9	1	8:44.426	6:56.512	30.497	1:17.417		37:18.290
10	1	2:10.062	28.532	28.196	1:13.334	238.4	39:28.352
11	1	2:07.608	27.899	27.808	1:11.901	238.9	41:35.960
12	1	2:06.856	27.618	27.896	1:11.342	241.6	43:42.816
13	1	2:06.932	27.380	27.788	1:11.764	237.9	45:49.748
14	1	2:08.893	27.176	28.250	1:13.467	238.4	47:58.641
15	1	2:09.208	28.475	28.346	1:12.387	239.5	50:07.849
16	1	2:32.845	27.241	27.256	1:38.348	240.0	52:40.694
17	1	2:13.025	27.326	27.604	1:18.095	239.5	54:53.719
18	3	6:25.994	4:06.104	28.619	1:51.271		1:01:19.713
19	3	3:00.070	52.366	54.167	1:13.537	78.9	1:04:19.783
20	3	2:06.543	27.376	27.598	1:11.569	236.3	1:06:26.326
21	3	2:35.516	27.003	27.235	1:41.278	238.9	1:09:01.842
22	3	4:12.631	52.562	58.213	2:21.856	78.8	1:13:14.473
23	3	4:24.796	2:42.533	28.882	1:13.381		1:17:39.269
24	3	2:05.948	27.145	27.220	1:11.583	235.8	1:19:45.217
25	3	2:06.868	27.830	27.739	1:11.299	235.8	1:21:52.085
26	3	2:04.460	27.017	27.195	1:10.248	241.6	1:23:56.545
27	3	<b>2:03.302</b>	<b>26.698</b>	27.048	<b>1:09.556</b>	240.0	1:25:59.847
28	3	2:13.587	27.088	28.034	1:18.465	242.2	1:28:13.434
29	3	2:19.741	26.784	<b>26.889</b>	1:26.068	241.1	1:30:33.175

Lap	D	Time	Sector 1	Sector 2	Sector 3	T. Spd	Elapsed
<b>35</b>		<b>Ultimate</b>	Ligier JS P320 - Nissan				LMP3
			1. Stéphane LEMERET		3. Bence VALINT		
			2. Matteo QUINTARELLI				
1	2	2:34.788	53.385	29.663	1:11.740		2:34.788
2	2	2:04.050	27.531	27.222	1:09.297	242.2	4:38.838
3	2	2:03.351	26.827	27.646	1:08.878	247.7	6:42.189
4	2	2:01.812	26.547	26.598	1:08.667	247.7	8:44.001
5	2	2:00.752	26.279	<b>26.389</b>	1:08.084	247.7	10:44.753
6	2	2:05.023	26.362	26.672	1:11.989	247.7	12:49.776
7	2	<b>2:00.663</b>	<b>26.241</b>	26.398	<b>1:08.024</b>	246.6	14:50.439
8	2	3:01.041	26.422	27.304	2:07.315	247.1	17:51.480
9	3	6:45.932	5:07.360	27.742	1:10.830		24:37.412
10	3	2:04.109	26.760	26.922	1:10.427	242.7	26:41.521
11	3	<b>3:49.680</b>	43.167	57.985	2:08.528	120.3	30:31.201
12	3	6:39.689	4:59.706	28.881	1:11.102		37:10.890
13	3	2:04.392	27.038	27.087	1:10.267	240.5	39:15.282
14	3	2:06.108	27.060	27.485	1:11.563	244.3	41:21.390
15	3	2:04.216	26.961	27.151	1:10.104	246.0	43:25.606
16	3	2:04.498	26.645	27.209	1:10.644	246.0	45:30.104
17	3	2:05.841	26.782	27.386	1:11.673	245.5	47:35.945
18	3	2:04.309	26.999	27.221	1:10.089	247.1	49:40.254
19	3	2:04.092	26.926	27.151	1:10.015	244.9	51:44.346
20	3	2:04.066	26.861	27.142	1:10.063	242.7	53:48.412
21	3	2:04.592	26.751	27.423	1:10.418	248.8	55:53.004

Lap	D	Time	Sector 1	Sector 2	Sector 3	T. Spd	Elapsed
22	3	2:05.943	27.219	27.507	1:11.217	245.5	57:58.947
23	3	2:21.326	26.839	27.335	1:27.152	245.5	1:00:20.273
24	1	6:20.425	4:33.492	28.816	1:18.117		1:06:40.698
25	1	3:01.361	27.223	27.472	2:06.666	241.1	1:09:42.059
26	1	6:02.457	3:26.409	58.264	1:37.784		1:15:44.516
27	1	2:06.950	27.660	27.955	1:11.335	240.0	1:17:51.466
28	1	2:05.141	27.274	27.241	1:10.626	242.7	1:19:56.607
29	1	2:05.094	26.850	27.360	1:10.884	243.2	1:22:01.701
30	1	2:05.437	27.346	27.583	1:10.508	246.6	1:24:07.138
31	1	2:06.913	27.649	27.495	1:11.769	246.0	1:26:14.051
32	1	2:07.710	27.338	27.924	1:12.448	244.9	1:28:21.761
33	1	2:07.754	27.204	27.587	1:12.963	247.1	1:30:29.515

**42** Prime Speed Sport  
1. Rene Heremana MALMEZ 3. Jono LESTER  
2. Nicholas FOSTER

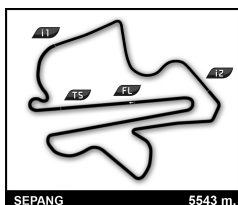
Lap	D	Time	Sector 1	Sector 2	Sector 3	T. Spd	Elapsed
1	2	2:46.383	1:00.908	30.651	1:14.824		2:46.383
2	2	2:08.758	27.841	28.596	1:12.321	233.8	4:55.141
3	2	<del>2:08.499</del>	27.764	<del>28.576</del>	1:12.159	233.3	7:03.640
4	2	<b>2:07.457</b>	27.300	28.216	<b>1:11.941</b>	233.3	9:11.097
5	2	2:07.593	<b>27.231</b>	<b>28.205</b>	1:12.157	233.8	11:18.690
6	2	2:13.407	27.306	28.346	1:17.755	232.8	13:32.097
7	1	6:14.137	2:56.962	58.258	2:18.917		19:46.234
8	1	2:35.672	50.582	30.109	1:14.981	79.9	22:21.906
9	1	<b>12:23.071</b>	27.972	29.473	...	231.8	34:44.977
10	1	11:06.020	9:19.441	30.287	1:16.292		45:50.997
11	1	2:15.304	28.212	29.250	1:17.842	229.8	48:06.301
12	1	2:12.714	27.950	29.818	1:14.946	231.3	50:19.015
13	1	2:12.162	27.958	29.045	1:15.159	231.8	52:31.177
14	1	2:12.570	27.865	29.069	1:15.636	232.3	54:43.747
15	1	2:11.279	27.801	29.155	1:14.323	231.8	56:55.026
16	1	2:12.540	27.949	28.968	1:15.623	233.8	59:07.566
17	1	3:24.775	27.984	38.658	2:18.133	231.3	1:02:32.341
18	1	3:55.616	54.655	1:10.211	1:50.750	80.1	1:06:27.957
19	2	15:12.685	...	31.555	1:13.961		1:21:40.642
20	2	2:09.611	27.448	28.908	1:13.255	232.8	1:23:50.253
21	2	2:08.613	27.394	28.408	1:12.811	233.3	1:25:58.866
22	2	2:10.066	27.395	28.636	1:14.035	234.3	1:28:08.932
23	2	2:09.671	27.549	28.488	1:13.634	234.3	1:30:18.603

**43** Inter Europol Competition  
1. Steve BROOKS 3. Mikkel KRISTENSEN  
2. Kevin RABIN

Lap	D	Time	Sector 1	Sector 2	Sector 3	T. Spd	Elapsed
1	3	3:58.590	2:11.634	31.484	1:15.472		3:58.590
2	3	2:05.832	27.630	27.335	1:10.867	233.3	6:04.422
3	3	2:04.943	27.627	27.246	1:10.070	231.8	8:09.365
4	3	2:05.780	27.088	27.270	1:11.422	242.2	10:15.145
5	3	2:05.586	26.995	27.584	1:11.007	241.1	12:20.731
6	3	2:04.303	27.198	27.489	1:09.616	240.0	14:25.034
7	3	2:40.141	27.158	<b>26.885</b>	1:46.098	241.1	17:05.175
8	2	5:25.325	3:47.507	27.786	1:10.032		22:30.500
9	2	<del>2:05.055</del>	26.831	<del>27.010</del>	1:11.214	240.5	24:35.555
10	2	<del>2:07.576</del>	26.851	<del>27.116</del>	1:13.609	240.5	26:43.131
11	2	<b>3:49.265</b>	44.621	57.983	2:06.661	92.9	30:32.396
12	2	7:11.552	5:31.162	28.903	1:11.487		37:43.948





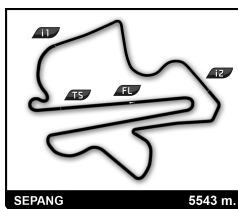


Asian Le Mans Series  
4 Hours of Sepang  
Free Practice 1

Sector Analysis

Table with columns: Lap, D, Time, Sector 1, Sector 2, Sector 3, T. Spd, Elapsed. Includes sub-sections for class 49 (High Class Racing) and 50 (AF Corse) with driver names and car models.



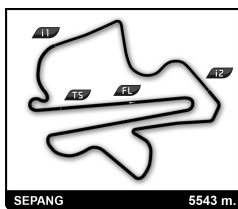


## Asian Le Mans Series 4 Hours of Sepang Free Practice 1

### Sector Analysis

Lap under Red Flag											Invalidated Lap	Personal Best	Session Best	B Crossing the pit lane	
Lap	D	Time	Sector 1	Sector 2	Sector 3	T. Spd	Elapsed	Lap	D	Time	Sector 1	Sector 2	Sector 3	T. Spd	Elapsed
16	1	2:09.372	27.726	28.335	1:13.311	235.8	50:54.414	5	3	<del>2:13.176</del> B	27.195	28.056	<del>1:17.925</del>	233.8	11:46.758
17	1	2:08.754	27.494	28.451	1:12.809	236.8	53:03.168	6	3	4:28.594	2:40.035	29.169	1:19.390		16:15.352
18	1	2:09.229	27.788	28.469	1:12.972	235.3	55:12.397	7	3	4:05.965	51.910	57.592	2:16.463	79.5	20:21.317
19	1	2:08.942	27.269	28.575	1:13.098	235.8	57:21.339	8	3	2:17.335	36.497	28.562	1:12.276	154.3	22:38.652
20	1	6:37.561 B	27.510	4:21.444	1:48.607	236.8	1:03:58.900	9	3	2:07.732	27.479	28.078	1:12.175	235.3	24:46.384
21	2	13:21.688	...	29.180	1:13.770		1:17:20.588	10	3	2:17.953 B	27.307	27.993	1:22.653	233.3	27:04.337
22	2	2:08.293	27.612	28.595	1:12.086	236.8	1:19:28.881	11	1	11:07.249	9:21.381	30.087	1:15.781		38:11.586
23	2	2:08.076	27.461	28.335	1:12.280	238.4	1:21:36.957	12	1	2:11.851	28.334	29.332	1:14.185	231.8	40:23.437
24	2	2:08.003	27.166	28.462	1:12.375	239.5	1:23:44.960	13	1	2:12.033	28.468	29.218	1:14.347	232.8	42:35.470
25	2	2:12.112	28.504	29.169	1:14.439	241.1	1:25:57.072	14	1	2:13.078	28.097	29.204	1:15.777	233.3	44:48.548
26	2	2:08.480	27.569	28.281	1:12.630	239.5	1:28:05.552	15	1	2:15.380	28.209	31.037	1:16.134	233.3	47:03.928
27	2	2:09.772	27.274	28.774	1:13.724	240.0	1:30:15.324	16	1	2:12.286	28.308	29.153	1:14.825	232.3	49:16.214
<b>57</b> Car Guy Ferrari 296 GT3 GT															
1.Yudai UCHIDA 3.Daniel SERRA															
2.Esteban MASSON															
1	3	3:19.745	1:29.856	31.131	1:18.758		3:19.745	17	1	2:12.569	27.999	29.580	1:14.990	232.3	51:28.783
2	3	2:21.466	31.045	30.097	1:20.324	233.3	5:41.211	18	1	2:23.037 B	28.676	29.440	1:24.921	231.3	53:51.820
3	3	2:12.551	27.281	28.305	1:16.965	240.0	7:53.762	19	1	3:55.532	2:11.673	29.277	1:14.582		57:47.352
4	3	2:05.904	26.853	27.527	1:11.524	240.5	9:59.666	20	1	<del>2:29.276</del> B	28.197	<del>30.627</del>	1:30.552	233.3	1:00:16.728
5	3	2:05.841	26.805	27.858	1:11.178	240.0	12:05.507	21	2	20:31.693	...	28.949	1:14.842		1:20:48.421
6	3	2:06.266	26.747	27.693	1:11.826	238.9	14:11.773	22	2	2:08.788	27.459	28.533	1:12.796	233.8	1:22:57.209
7	3	2:34.405 B	26.932	27.853	1:39.620	240.0	16:46.178	23	2	2:09.615	27.485	28.551	1:13.579	234.3	1:25:06.824
8	3	4:03.457	57.994	57.904	2:07.559		20:49.635	24	2	2:08.525	27.483	28.398	1:12.644	235.3	1:27:15.349
9	3	<del>2:09.392</del>	27.441	<del>28.183</del>	1:13.678	237.4	22:58.937	25	2	2:08.217	27.403	28.462	1:12.352	234.8	1:29:23.566
10	3	2:06.770	27.189	27.681	1:11.900	239.5	25:05.707	26	2	2:08.083	27.394	28.492	1:12.197	235.3	1:31:31.649
11	3	2:42.153 B	27.791	28.157	1:46.205	238.9	27:47.860	<b>74</b> Kessel Racing Ferrari 296 GT3 GT							
12	2	10:13.469	8:31.982	28.760	1:12.727		38:01.329	1.Dustin Scott BLATTNER 3.Dennis MARSCHALL							
13	2	<del>2:06.665</del>	26.906	<del>28.122</del>	1:11.637	237.9	40:07.994	2.Ben TUCK							
14	2	2:06.452	27.012	27.904	1:11.536	237.9	42:14.446	1	1	3:25.668	1:26.705	33.625	1:25.338		3:25.668
15	2	2:07.836	27.217	28.675	1:11.944	239.5	44:22.282	2	1	2:17.349	28.664	29.881	1:18.804	228.8	5:43.017
16	2	2:07.413	27.128	28.323	1:11.962	239.5	46:29.695	3	1	2:06.026	26.942	27.893	1:11.191	241.1	7:49.043
17	2	2:07.396	27.010	28.093	1:12.293	237.9	48:37.091	4	1	2:05.167	26.943	27.557	1:10.657	241.6	9:54.210
18	2	2:14.046 B	27.226	28.421	1:18.399	237.9	50:51.137	5	1	<del>2:05.760</del>	26.851	27.586	<del>1:11.323</del>	240.5	11:59.970
19	2	3:15.186	1:34.517	28.217	1:12.452		54:06.323	6	1	2:06.144	26.742	27.741	1:11.661	244.3	14:06.114
20	2	2:07.830	27.255	28.262	1:12.313	238.4	56:14.153	7	1	2:22.989 B	26.897	28.056	1:28.036	241.1	16:29.103
21	2	<del>2:07.428</del>	27.268	<del>28.183</del>	1:11.977	237.9	58:21.581	8	1	7:54.403	6:13.285	28.336	1:12.782		24:23.506
22	2	2:42.285 B	27.170	28.595	1:46.520	237.9	1:01:03.866	9	1	2:07.786	27.155	28.073	1:12.558	237.4	26:31.292
23	1	4:23.068	2:39.501	29.229	1:14.338		1:05:26.934	10	1	3:56.367 B	35.335	57.942	2:23.090	237.9	30:27.659
24	1	2:10.960	27.735	29.324	1:13.901	238.9	1:07:37.894	11	1	7:43.141	6:01.255	29.294	1:12.592		38:10.800
25	1	3:56.126 B	34.587	57.868	2:23.671	240.0	1:11:34.020	12	1	2:07.776	27.766	28.203	1:11.807	239.5	40:18.576
26	1	4:20.151	1:46.893	57.731	1:35.527		1:15:54.171	13	1	2:07.250	27.095	28.074	1:12.081	236.8	42:25.826
27	1	2:11.021	27.852	28.838	1:14.331	237.9	1:18:05.192	14	1	2:06.969	27.247	28.062	1:11.660	243.2	44:32.795
28	1	2:10.889	27.687	28.785	1:14.417	238.9	1:20:16.081	15	1	2:07.988	27.148	28.699	1:12.141	242.7	46:40.783
29	1	2:17.767 B	27.558	28.679	1:21.530	239.5	1:22:33.848	16	1	2:08.207	27.367	28.291	1:12.549	240.5	48:48.990
30	1	2:57.076 B	1:07.001	28.871	1:21.204		1:25:30.924	17	1	2:07.884	27.213	28.248	1:12.423	242.7	50:56.874
31	2	3:19.732 B	1:34.359	28.172	1:17.201		1:28:50.656	18	1	2:17.557 B	27.244	28.312	1:22.001	240.0	53:14.431
<b>60</b> Proton Competition Porsche 911 GT3 R GT															
1.Claudio SCHIAVONI 3.Alessio PICARIELLO															
2.Matteo CRESSONI															
1	3	3:10.070	1:22.828	31.237	1:16.005		3:10.070	19	3	4:11.858	2:26.748	28.302	1:16.808		57:26.289
2	3	2:10.035	28.045	28.509	1:13.481	230.3	5:20.105	20	3	2:06.794	27.185	27.934	1:11.675	239.5	59:33.083
3	3	2:06.795	27.179	28.071	1:11.545	234.8	7:26.900	21	3	3:40.252	27.616	57.384	2:15.252	241.1	1:03:13.335
4	3	2:06.682	27.114	27.975	1:11.593	234.3	9:33.582	22	3	2:09.193	27.527	28.441	1:13.225	240.5	1:05:22.528
25															
26															
27															
28															



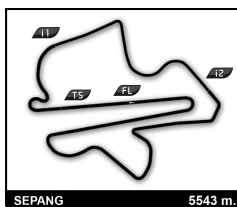


## Asian Le Mans Series 4 Hours of Sepang Free Practice 1

### Sector Analysis

Lap under Red Flag														Invalidated Lap	Personal Best	Session Best	B Crossing the pit lane					
Lap	D	Time	Sector 1	Sector 2	Sector 3	T. Spd	Elapsed	Lap	D	Time	Sector 1	Sector 2	Sector 3	T. Spd	Elapsed							
29	2	2:07.601	27.069	28.226	1:12.306	242.7	1:24:22.388	11	3	2:33.480	27.636	28.253	1:37.591	234.3	27:33.481							
30	2	2:07.581	27.249	28.260	1:12.072	241.6	1:26:29.969	12	1	10:36.891	8:49.653	31.291	1:15.947		38:10.372							
31	2	2:08.239	27.192	28.535	1:12.512	242.7	1:28:38.208	13	1	2:11.858	28.758	28.986	1:14.114	234.3	40:22.230							
32	2	2:07.492	27.217	28.354	1:11.921	241.1	1:30:45.700	14	1	2:11.885	28.067	30.125	1:13.693	234.3	42:34.115							
<b>77</b> <b>Optimum Motorsport</b> McLaren 720S GT3																						
1.Morgan TILLBROOK								3.Tom GAMBLE														
2.Tom IKIN																						
1	2	2:39.269	52.461	30.452	1:16.356		2:39.269	15	1	2:10.628	27.826	28.981	1:13.821	234.8	44:44.743							
2	2	2:08.985	27.759	28.684	1:12.542	234.3	4:48.254	16	1	2:10.771	27.756	29.371	1:13.644	235.8	46:55.514							
3	2	2:06.937	27.186	28.096	1:11.655	235.3	6:55.191	17	1	2:11.601	28.012	29.463	1:14.126	234.3	49:07.115							
4	2	2:06.658	27.344	27.993	1:11.321	237.9	9:01.849	18	1	2:10.592	27.838	28.959	1:13.795	238.9	51:17.707							
5	2	2:06.371	27.043	27.883	1:11.445	236.3	11:08.220	19	1	2:11.314	28.232	29.075	1:14.007	235.3	53:29.021							
6	2	2:06.746	27.161	27.987	1:11.598	235.8	13:14.966	20	1	2:11.688	27.805	28.862	1:15.021	235.3	55:40.709							
7	2	2:06.782	27.067	28.123	1:11.592	235.3	15:21.748	21	1	2:11.645	27.951	29.488	1:14.206	235.3	57:52.354							
8	2	3:33.683	27.263	44.973	2:21.447	235.8	18:55.431	22	1	2:22.454	28.750	30.956	1:22.748	235.8	1:00:14.808							
9	1	4:44.923	3:00.219	29.461	1:15.243		23:40.354	23	1	3:39.774	53.656	58.791	1:47.327	79.9	1:03:54.582							
10	1	2:10.773	28.120	28.971	1:13.682	235.8	25:51.127	24	2	3:42.668	1:58.687	29.193	1:14.788		1:07:37.250							
11	1	3:22.311	27.881	36.223	2:18.207	234.3	29:13.438	25	2	3:51.489	35.894	57.704	2:17.891	233.8	1:11:28.739							
12	1	3:54.468	53.524	58.135	2:02.809	79.5	33:07.906	26	2	3:53.215	52.560	57.326	2:03.329	80.1	1:15:21.954							
13	1	4:28.928	2:44.845	29.122	1:14.961		37:36.834	27	2	2:12.761	28.613	28.996	1:15.152	233.8	1:17:34.715							
14	1	2:11.289	28.004	28.975	1:14.310	235.8	39:48.123	28	2	2:10.222	28.020	28.831	1:13.371	237.9	1:19:44.937							
15	1	2:10.169	27.853	29.033	1:13.283	235.8	41:58.292	29	2	2:10.430	27.989	29.168	1:13.273	235.8	1:21:55.367							
16	1	2:09.629	27.922	28.688	1:13.019	237.4	44:07.921	30	2	2:09.641	27.836	28.876	1:12.929	236.3	1:24:05.008							
17	1	2:10.594	27.911	28.923	1:13.760	236.3	46:18.515	31	2	2:23.671	27.640	28.702	1:27.329	237.9	1:26:28.679							
18	1	2:12.481	28.012	28.450	1:16.019	233.8	48:30.996	32	2	2:09.958	27.636	28.569	1:13.753	236.3	1:28:38.637							
19	1	2:12.025	28.041	28.828	1:15.156	234.8	50:43.021	33	2	2:09.323	27.613	28.723	1:12.987	237.4	1:30:47.960							
20	1	2:09.729	27.905	28.592	1:13.232	236.8	52:52.750	<b>81</b> <b>Winward Racing</b> Mercedes-AMG GT3 EVO														
21	1	2:27.242	32.874	31.082	1:23.286	234.8	55:19.992	1.Jules GOUNON														
22	3	3:42.731	2:01.077	28.702	1:12.952		59:02.723	2.Gabriele PIANA														
23	3	3:12.494	27.713	28.798	2:15.983	236.3	1:02:15.217	1	3	4:09.190	2:13.914	32.221	1:23.055		4:09.190							
24	3	2:32.757	49.881	29.623	1:13.253	79.6	1:04:47.974	2	3	2:27.613	29.953	30.145	1:27.515	232.8	6:36.803							
25	3	2:10.603	27.579	28.589	1:14.435	234.8	1:06:58.577	3	3	2:07.853	27.523	28.469	1:11.861	236.8	8:44.656							
26	3	3:09.811	27.433	28.372	2:14.006	234.8	1:10:08.388	4	3	2:05.896	26.995	27.821	1:11.080	239.5	10:50.552							
27	3	6:16.554	3:51.231	57.737	1:27.586		1:16:24.942	5	3	2:08.090	27.009	27.814	1:13.267	237.4	12:58.642							
28	3	2:22.312	29.924	32.253	1:20.135	201.5	1:18:47.254	6	3	2:06.503	27.291	28.101	1:11.111	238.4	15:05.145							
29	3	2:18.052	30.769	30.005	1:17.278	173.6	1:21:05.306	7	3	3:13.684	27.089	28.105	2:18.490	237.9	18:18.829							
30	3	2:19.540	30.667	29.957	1:18.916	188.8	1:23:24.846	8	1	4:37.689	2:57.319	28.467	1:11.903		22:56.518							
31	3	2:19.528	29.110	28.991	1:21.427	234.8	1:25:44.374	9	1	2:16.328	27.244	28.093	1:20.991	237.9	25:12.846							
32	3	2:08.584	27.566	28.341	1:12.677	236.3	1:27:52.958	10	1	12:11.901	...	28.537	1:12.986		37:24.747							
33	3	2:07.973	27.426	28.264	1:12.283	235.8	1:30:00.931	11	1	2:07.411	27.167	28.178	1:12.066	237.4	39:32.158							
<b>79</b> <b>Tsunami RT</b> Porsche 911 GT3 R																						
1.Johannes ZELGER								3.Daniel GAUNT														
2.Fabio BABINI																						
1	3	3:18.672	1:29.050	31.415	1:18.207		3:18.672	12	1	2:07.170	27.092	28.269	1:11.809	237.4	41:39.328							
2	3	2:13.888	28.344	29.701	1:15.843	231.8	5:32.560	13	1	2:11.799	27.250	28.380	1:16.169	239.5	43:51.127							
3	3	2:08.051	27.572	28.258	1:12.221	235.3	7:40.611	14	1	2:06.967	27.125	28.184	1:11.658	237.9	45:58.094							
4	3	2:07.372	27.155	28.099	1:12.118	235.8	9:47.983	15	1	2:07.454	27.204	28.196	1:12.054	238.4	48:05.548							
5	3	2:13.600	27.334	28.674	1:17.592	234.3	12:01.583	16	1	2:12.996	27.266	28.167	1:17.563	237.4	50:18.544							
6	3	2:08.589	27.571	28.404	1:12.614	234.8	14:10.172	17	2	3:36.705	1:56.040	28.446	1:12.219		53:55.249							
7	3	2:22.085	27.328	28.420	1:26.337	234.3	16:32.257	18	2	2:08.458	27.296	28.469	1:12.693	234.8	56:03.707							
8	3	4:06.285	52.706	58.146	2:15.433	79.8	20:38.542	19	2	2:08.003	27.261	28.418	1:12.324	236.3	58:11.710							
9	3	2:09.239	28.163	28.575	1:12.501	229.8	22:47.781	20	2	2:33.196	27.266	28.940	1:36.990	237.4	1:00:44.906							
10	3	2:12.220	28.037	29.465	1:14.718	235.8	25:00.001	21	2	3:16.187	51.971	57.467	1:26.749	79.7	1:04:01.093							
								22								2	2:09.577	27.403	29.094	1:13.080	235.8	1:06:10.670
								23								2	2:33.688	27.427	28.449	1:37.812	236.8	1:08:44.358
								24								2	8:41.352	6:59.064	29.073	1:13.215		1:17:25.710
								25								2	2:08.049	27.401	28.432	1:12.216	236.8	1:19:33.759
								26								2	2:08.664	27.287	28.482	1:12.895	238.4	1:21:42.423
								27								2	2:08.383	27.359	28.495	1:12.529	238.4	1:23:50.806





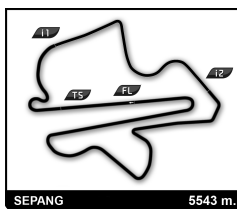
## Asian Le Mans Series 4 Hours of Sepang Free Practice 1

### Sector Analysis

Lap under Red Flag												Invalidated Lap	Personal Best	Session Best	B Crossing the pit lane
Lap	D	Time	Sector 1	Sector 2	Sector 3	T. Spd	Elapsed	Lap	D	Time	Sector 1	Sector 2	Sector 3	T. Spd	Elapsed
28	2	2:08.512	27.462	28.534	1:12.516	237.9	1:25:59.318	13	3	5:56.822	4:20.402	26.816	1:09.604		37:25.741
29	2	2:15.907 <b>B</b>	27.398	28.967	1:19.542	238.9	1:28:15.225	14	3	1:59.673	26.153	26.129	1:07.391	261.5	39:25.414
<b>82</b>	AF Corse		3.Nico VARRONE		Ferrari 296 GT3			15	3	1:57.453	25.101	25.421	1:06.931	266.0	41:22.867
	1.Charles-Henri SAMANI				GT			16	3	1:58.973	25.331	24.805	1:08.837	266.7	43:21.840
	2.Conrad LAURSEN							17	3	1:55.728	24.858	24.530	1:06.340	266.0	45:17.568
1	3	2:59.934	1:14.740	30.721	1:14.473		2:59.934	18	3	<b>1:53.593</b>	24.920	24.581	<b>1:04.092</b>	266.0	47:11.161
2	3	2:12.035	27.956	28.493	1:15.586	231.3	5:11.969	19	3	1:58.408	25.583	25.521	1:07.304	267.3	49:09.569
3	3	2:07.017	27.124	27.926	1:11.967	237.4	7:18.986	20	3	1:59.401	24.902	<b>24.444</b>	1:10.055	267.3	51:08.970
4	3	<b>2:05.832</b>	26.926	27.775	<b>1:11.131</b>	235.8	9:24.818	21	3	1:54.795	24.917	24.445	1:05.433	266.0	53:03.765
5	3	2:09.360	27.268	28.487	1:13.605	237.4	11:34.178	22	3	1:57.416	24.943	24.903	1:07.570	266.7	55:01.181
6	3	2:05.920	26.931	<b>27.722</b>	1:11.267	236.3	13:40.098	23	3	2:03.137 <b>B</b>	<b>24.783</b>	24.572	1:13.782	266.7	57:04.318
7	3	2:12.324 <b>B</b>	<b>26.899</b>	28.247	1:17.178	235.8	15:52.422	24	2	3:52.137	1:46.319	27.104	1:38.714		1:00:56.455
8	1	6:53.512	5:07.266	30.712	1:15.534		22:45.934	25	2	3:06.875	52.394	58.865	1:15.616	78.7	1:04:03.330
9	1	2:14.083	28.437	29.230	1:16.416	229.8	25:00.017	26	2	1:55.680	25.238	25.162	1:05.280	264.7	1:05:59.010
10	1	2:46.713 <b>B</b>	28.332	30.090	1:48.291	224.1	27:46.730	27	2	1:54.835	25.248	24.937	1:04.650	264.7	1:07:53.845
11	1	<b>4:17.252</b> <b>B</b>	58.429	58.012	2:20.811		32:03.982	28	2	3:57.853 <b>B</b>	35.012	58.972	2:23.869	266.0	1:11:51.698
12	1	5:59.789	4:14.783	29.828	1:15.178		38:03.771	29	2	4:48.100	3:14.852	26.614	1:06.634		1:16:39.798
13	1	2:10.895	28.027	29.031	1:13.837	232.3	40:14.666	30	2	1:57.534	26.345	25.375	1:05.814	265.4	1:18:37.332
14	1	2:10.885	28.199	28.982	1:13.704	231.3	42:25.551	31	2	1:54.896	25.201	24.858	1:04.837	265.4	1:20:32.228
15	1	2:12.192	28.594	29.670	1:13.928	233.3	44:37.743	32	2	1:54.601	25.014	25.184	1:04.403	266.7	1:22:26.829
16	1	2:12.256	28.464	29.475	1:14.317	232.3	46:49.999	33	2	1:55.195	25.205	24.957	1:05.033	265.4	1:24:22.024
17	1	2:10.767	27.716	28.994	1:14.057	234.3	49:00.766	34	2	1:55.995	25.360	25.108	1:05.527	266.7	1:26:18.019
18	1	2:10.909	27.976	29.044	1:13.889	231.8	51:11.675	35	2	1:59.992	25.187	26.362	1:08.443	267.3	1:28:18.011
19	1	2:12.276	28.045	29.506	1:14.725	231.3	53:23.951	36	2	1:57.709	25.794	25.064	1:06.851	267.3	1:30:15.720
20	1	2:12.614	28.448	29.205	1:14.961	232.3	55:36.565								
21	1	2:13.065	28.224	29.611	1:15.230	231.8	57:49.630	<b>85</b>	Iron Dames		3.Michelle GATTING		Porsche 911 GT3 R		
22	1	2:19.957	28.566	30.723	1:20.668	231.3	1:00:09.587		1.Celia MARTIN				GT		
23	1	3:40.722 <b>B</b>	52.728	57.915	1:50.079	79.2	1:03:50.309		2.Sarah BOVY						
24	2	3:32.449	1:49.685	29.184	1:13.580		1:07:22.758	1	3	3:30.237	1:25.977	33.285	1:30.975		3:30.237
25	2	3:32.065	27.840	47.177	2:17.048	233.8	1:10:54.823	2	3	2:18.877	30.779	29.041	1:19.057	229.3	5:49.114
26	2	4:07.157	52.291	57.707	2:17.159	79.2	1:15:01.980	3	3	2:07.109	27.600	28.205	<b>1:11.304</b>	234.8	7:56.223
27	2	2:14.211	30.424	29.535	1:14.252	204.9	1:17:16.191	4	3	<b>2:06.591</b>	<b>26.989</b>	<b>27.910</b>	1:11.692	235.8	10:02.814
28	2	2:09.797	27.711	28.781	1:13.305	233.8	1:19:25.988	5	3	2:07.660	27.089	28.798	1:11.773	234.8	12:10.474
29	2	2:09.112	27.650	28.649	1:12.813	233.3	1:21:35.100	6	3	2:06.963	27.077	27.958	1:11.928	234.3	14:17.437
30	2	2:09.082	27.451	28.637	1:12.994	233.8	1:23:44.182	7	3	2:37.353 <b>B</b>	27.090	28.280	1:41.983	235.3	16:54.790
31	2	2:09.919	27.479	29.006	1:13.434	237.9	1:25:54.101	8	1	5:01.297	2:57.884	49.141	1:14.272		21:56.087
32	2	2:09.618	27.543	28.817	1:13.258	235.3	1:28:03.719	9	1	2:10.437	27.841	28.854	1:13.742	231.8	24:06.524
33	2	2:10.599	27.572	28.911	1:14.116	235.3	1:30:14.318	10	1	2:10.389	28.037	28.486	1:13.866	233.8	26:16.913
								11	1	<b>3:45.414</b> <b>B</b>	27.819	54.763	2:22.832	233.8	30:02.327
<b>83</b>	AF Corse		3.Alessio ROVERA		Oreca 07 - Gibson LMP2			12	1	9:50.805	8:07.192	29.204	1:14.409		39:53.132
	1.François PERRODO							13	1	2:09.865	27.971	28.679	1:13.215	234.3	42:02.997
	2.Matthieu VAXIERE							14	1	2:10.166	27.807	28.792	1:13.567	233.8	44:13.163
1	1	2:45.749	1:06.580	28.987	1:10.182		2:45.749	15	1	2:09.789	27.675	28.764	1:13.350	234.3	46:22.952
2	1	2:01.486	26.420	25.965	1:09.101	264.1	4:47.235	16	1	2:14.190	27.836	28.526	1:17.828	233.3	48:37.142
3	1	1:58.252	25.595	25.492	1:07.165	265.4	6:45.487	17	1	2:10.415	28.125	28.692	1:13.598	232.8	50:47.557
4	1	1:57.633	25.635	26.046	1:05.952	266.7	8:43.120	18	1	2:11.326	27.775	29.019	1:14.532	234.8	52:58.883
5	1	1:55.561	25.383	24.980	1:05.198	266.0	10:38.681	19	1	2:20.565	27.973	29.063	1:23.529	234.8	55:19.448
6	1	1:56.175	25.266	26.044	1:04.865	264.7	12:34.856	20	1	2:10.542	27.868	28.571	1:14.103	233.8	57:29.990
7	1	1:57.294	25.251	24.934	1:07.109	265.4	14:32.150	21	1	2:20.792 <b>B</b>	28.047	29.652	1:23.093	234.8	59:50.782
8	1	2:30.133	25.552	25.622	1:38.959	266.0	17:02.283	22	2	5:09.465	3:25.664	29.398	1:14.403		1:05:00.247
9	1	3:51.216	53.438	59.153	1:58.625	77.1	20:53.499	23	2	2:11.367	27.967	28.916	1:14.484	236.3	1:07:11.614
10	1	1:58.003	25.598	26.146	1:06.259	261.5	22:51.502	24	2	3:20.683	27.846	35.015	2:17.822	236.3	1:10:32.297
11	1	2:04.535 <b>B</b>	25.341	26.591	1:12.603	264.1	24:56.037	25	2	4:08.654	52.724	57.942	2:17.988	79.2	1:14:40.951
12	3	<b>6:32.882</b> <b>B</b>	3:09.262	58.984	2:24.636		31:28.919	26	2	2:27.691	43.001	29.729	1:14.961	79.2	1:17:08.642







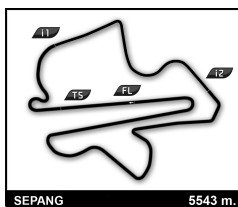
## Asian Le Mans Series 4 Hours of Sepang Free Practice 1

### Sector Analysis

Lap under Red Flag												Invalidated Lap												Personal Best												Session Best												B Crossing the pit lane																																																																																																																																																																																																																																				
Lap	D	Time	Sector 1	Sector 2	Sector 3	T. Spd	Elapsed	Lap	D	Time	Sector 1	Sector 2	Sector 3	T. Spd	Elapsed	Lap	D	Time	Sector 1	Sector 2	Sector 3	T. Spd	Elapsed	Lap	D	Time	Sector 1	Sector 2	Sector 3	T. Spd	Elapsed	Lap	D	Time	Sector 1	Sector 2	Sector 3	T. Spd	Elapsed																																																																																																																																																																																																																																													
27	2	2:10.884	28.248	29.239	1:13.397	235.8	1:19:19.526	15	1	2:12.938	27.894	29.617	1:15.427	235.8	43:09.439	16	1	2:12.459	27.932	29.628	1:14.899	235.3	45:21.898	17	1	<del>2:17.256</del>	27.755	<del>30.947</del>	1:18.554	236.3	47:39.154	18	1	2:13.546	28.221	29.608	1:15.717	234.8	49:52.700	19	1	2:28.778	<b>B</b>	28.612	31.204	1:28.962	235.3	52:21.478	20	1	5:42.606	3:52.195	31.536	1:18.875		58:04.084	21	1	2:24.283	28.285	30.036	1:25.962	234.3	1:00:28.367	22	1	3:25.641	52.247	57.618	1:35.776	79.7	1:03:54.008	23	1	2:22.876	<b>B</b>	28.284	29.376	1:25.216	234.3	1:06:16.884	24	3	11:07.304	9:18.006	32.424	1:16.874		1:17:24.188	25	3	2:17.596	28.754	31.942	1:16.900	231.8	1:19:41.784	26	3	2:17.895	27.905	28.859	1:21.131	237.9	1:21:59.679	27	3	2:28.712	<b>B</b>	33.534	29.938	1:25.240	148.8	1:24:28.391																																																																																																																																																																		
<b>87</b>	Origine Motorsport						Porsche 911 GT3 R GT		<b>91</b>	Pure RACING						Oreca 07 - Gibson LMP2																																																																																																																																																																																																																																																																				
	1.Bo YUAN									1.Aliaksandr MALYKHIN						3.Louis DELÉTRAZ																																																																																																																																																																																																																																																																				
	2.Hongli YE									2.Harry KING																																																																																																																																																																																																																																																																										
1	2	2:39.944	55.540	29.309	1:15.095		2:39.944	1	1	2:20.015	38.721	29.674	1:11.620		2:20.015	2	1	2:00.130	26.640	26.473	1:07.017	259.0	4:20.145	3	1	1:55.820	25.355	25.047	1:05.418	267.3	6:15.965	4	1	1:55.620	25.319	24.918	1:05.383	268.0	8:11.585	5	1	1:58.364	25.071	25.753	1:07.540	269.3	10:09.949	6	1	1:58.202	24.932	24.911	1:08.359	268.7	12:08.151	7	1	2:07.756	<b>B</b>	25.015	27.051	1:15.690	268.7	14:15.907	8	2	7:57.942	6:25.454	26.509	1:05.979		22:13.849	9	2	<b>1:53.548</b>	25.050	24.676	<b>1:03.822</b>	266.0	24:07.397	10	2	1:55.591	25.475	25.044	1:05.072	268.0	26:02.988	11	2	<b>3:28.193</b>	<b>B</b>	25.226	36.137	2:26.830	268.7	29:31.181	12	2	9:25.365	7:54.960	25.306	1:05.099		38:56.546	13	2	1:53.822	25.058	<b>24.491</b>	1:04.273	265.4	40:50.368	14	2	<del>1:53.663</del>	<b>24.898</b>	<del>24.709</del>	1:04.056	268.7	42:44.031	15	2	1:55.068	25.158	25.043	1:04.867	268.0	44:39.099	16	2	1:55.367	25.864	24.999	1:04.504	268.0	46:34.466	17	2	2:03.771	<b>B</b>	25.142	25.348	1:13.281	266.7	48:38.237	18	1	4:58.277	3:22.602	27.263	1:08.412		53:36.514	19	1	1:58.951	25.378	25.599	1:07.974	264.1	55:35.465	20	1	1:58.738	25.586	25.564	1:07.588	266.0	57:34.203	21	1	1:57.504	25.337	26.157	1:06.010	267.3	59:31.707	22	1	3:33.823	25.356	52.822	2:15.645	266.0	1:03:05.530	23	1	2:03.179	26.680	27.218	1:09.281	252.9	1:05:08.709	24	1	1:59.702	25.581	26.264	1:07.857	265.4	1:07:08.411	25	1	3:14.709	<b>B</b>	25.535	26.455	2:22.719	267.3	1:10:23.120	26	3	5:19.752	2:47.235	59.023	1:33.494		1:15:42.872	27	3	1:56.721	25.568	25.740	1:05.413	265.4	1:17:39.593	28	3	2:02.082	25.427	25.820	1:10.835	266.0	1:19:41.675	29	3	2:05.189	<b>B</b>	25.372	25.120	1:14.697	266.0	1:21:46.864	30	3	2:40.345	1:07.452	25.305	1:07.588		1:24:27.209	31	3	1:55.948	25.246	25.361	1:05.341	266.0	1:26:23.157	32	3	1:56.807	25.356	25.607	1:05.844	267.3	1:28:19.964	33	3	<del>1:56.774</del>	25.408	<del>25.309</del>	1:06.057	266.7	1:30:16.738
<b>89</b>	EBM						Aston Martin Vantage AMR GT3		<b>92</b>	Manthey EMA						Porsche 911 GT3 R GT																																																																																																																																																																																																																																																																				
	1.Anderson TANOTO									1.Ryan HARDWICK						3.Richard LIETZ																																																																																																																																																																																																																																																																				
	2.Brendon LEITCH									2.Riccardo PERA																																																																																																																																																																																																																																																																										
1	3	3:20.919	1:31.804	31.146	1:17.969		3:20.919	1	1	2:55.542	1:06.916	31.996	1:16.630		2:55.542	2	3	2:13.302	28.182	28.962	1:16.158	236.3	5:34.221	3	3	2:09.420	27.064	27.942	1:14.414	237.4	7:43.641	4	3	<b>2:06.262</b>	27.060	<b>27.729</b>	<b>1:11.473</b>	238.4	9:49.903	5	3	2:06.765	27.216	27.892	1:11.657	238.4	11:56.668	6	3	2:07.027	<b>26.994</b>	27.955	1:12.078	237.4	14:03.695	7	3	2:20.809	<b>B</b>	27.201	29.143	1:24.465	238.4	16:24.504	8	2	5:02.836	2:36.740	57.573	1:28.523		21:27.340	9	2	<del>2:08.363</del>	27.413	<del>28.359</del>	<del>1:12.591</del>	236.3	23:35.703	10	2	2:08.505	27.430	28.394	1:12.681	236.8	25:44.208	11	2	3:09.102	27.473	29.254	2:12.375	237.4	28:53.310	12	2	<b>4:10.927</b>	<b>B</b>	52.012	57.729	2:21.186	79.6	33:04.237	13	1	5:38.958	3:47.431	33.325	1:18.202		38:43.195	14	1	2:13.306	28.062	29.982	1:15.262	234.3	40:56.501																																																																																																																																																											







# Asian Le Mans Series

## 4 Hours of Sepang

### Free Practice 1

### Sector Analysis

Lap under Red Flag														Invalidated Lap	Personal Best	Session Best	B Crossing the pit lane
Lap	D	Time	Sector 1	Sector 2	Sector 3	T. Spd	Elapsed	Lap	D	Time	Sector 1	Sector 2	Sector 3	T. Spd	Elapsed		
2	1	2:10.493	28.173	29.122	1:13.198	233.8	5:06.035	18	3	2:08.068	27.401	28.198	1:12.469	232.3	54:36.582		
3	1	2:09.200	27.717	28.676	1:12.807	238.4	7:15.235	19	3	2:07.950	27.346	28.247	1:12.357	233.3	56:44.532		
4	1	<del>2:09.214</del>	28.057	<del>28.740</del>	1:12.417	236.8	9:24.449	20	3	2:13.447 <b>B</b>	27.345	28.224	1:17.878	234.8	58:57.979		
5	1	<del>2:10.451</del>	27.485	<del>29.247</del>	1:13.719	234.3	11:34.900	21	3	5:40.537	3:48.459	38.189	1:13.889		1:04:38.516		
6	1	2:08.785	27.981	28.444	1:12.360	237.4	13:43.685	22	3	2:11.179	27.363	28.408	1:15.408	233.8	1:06:49.695		
7	1	<del>2:17.680</del> <b>B</b>	27.429	<del>28.985</del>	1:21.266	233.3	16:01.365	23	3	3:01.031 <b>B</b>	27.495	28.377	2:05.159	234.3	1:09:50.726		
8	2	5:24.228	2:58.326	57.469	1:28.433		21:25.593	24	1	5:27.546	2:22.474	57.607	2:07.465		1:15:18.272		
9	2	<b>2:07.071</b>	27.179	28.080	<b>1:11.812</b>	232.3	23:32.664	25	1	2:11.426	28.167	29.122	1:14.137	229.3	1:17:29.698		
10	2	2:07.614	<b>27.165</b>	28.368	1:12.081	233.3	25:40.278	26	1	2:11.539	27.706	29.036	1:14.797	233.3	1:19:41.237		
11	2	3:00.011	27.356	28.254	2:04.401	231.8	28:40.289	27	1	2:10.601	27.662	28.695	1:14.244	235.3	1:21:51.838		
12	2	<b>4:06.097</b> <b>B</b>	52.244	57.465	2:16.388	79.5	32:46.386	28	1	2:10.126	27.823	28.752	1:13.551	235.3	1:24:01.964		
13	2	4:39.704	2:57.661	28.854	1:13.189		37:26.090	29	1	2:09.517	27.640	28.613	1:13.264	235.3	1:26:11.481		
14	2	2:09.869	27.363	28.259	1:14.247	235.3	39:35.959	30	1	2:09.863	27.441	28.492	1:13.930	235.3	1:28:21.344		
15	2	2:07.736	27.274	28.253	1:12.209	234.8	41:43.695	31	1	2:11.473	28.182	28.744	1:14.547	235.8	1:30:32.817		
16	2	2:13.845 <b>B</b>	27.167	<b>28.077</b>	1:18.601	234.8	43:57.540										
17	3	3:45.219	2:03.192	28.892	1:13.135		47:42.759										
18	3	2:09.139	27.440	28.361	1:13.338	235.3	49:51.898										
19	3	2:07.954	27.320	28.258	1:12.376	232.3	51:59.852										
20	3	2:08.027	27.328	28.387	1:12.312	234.3	54:07.879										
21	3	<del>2:07.581</del>	27.394	<del>28.159</del>	1:12.028	233.3	56:15.460										
22	3	2:08.910	27.559	28.779	1:12.572	235.3	58:24.370										
23	3	2:43.189 <b>B</b>	27.496	28.685	1:47.008	234.3	1:01:07.559										
24	1	3:38.816	1:47.809	35.825	1:15.182		1:04:46.375										
25	1	2:12.803	27.811	29.325	1:15.667	234.3	1:06:59.178										
26	1	3:12.298	28.195	29.573	2:14.530	235.8	1:10:11.476										
27	1	4:06.755	52.389	57.444	2:16.922	79.8	1:14:18.231										
28	1	2:34.175	48.916	30.663	1:14.596	79.8	1:16:52.406										
29	1	2:10.259	27.739	28.929	1:13.591	234.8	1:19:02.665										
30	1	2:10.234	28.028	28.707	1:13.499	234.3	1:21:12.899										
31	1	2:09.113	27.376	28.705	1:13.032	236.8	1:23:22.012										
32	1	2:10.087	27.489	28.749	1:13.849	236.3	1:25:32.099										
33	1	2:17.955 <b>B</b>	27.644	28.686	1:21.625	235.3	1:27:50.054										
34	1	3:04.758	1:24.087	28.483	1:12.188		1:30:54.812										

<b>96</b>	<b>2Seas Motorsport</b>	Mercedes-AMG GT3 EVO	
	1. Anthony MCINTOSH	3. Ben BARNICOAT	GT
	2. Parker THOMPSON		

1	1	3:49.545	2:00.052	32.366	1:17.127		3:49.545
2	1	2:09.257	27.678	28.909	1:12.670	233.3	5:58.802
3	1	2:08.176	27.120	28.060	1:12.996	234.8	8:06.978
4	1	2:10.132	27.323	28.499	1:14.310	235.8	10:17.110
5	1	2:09.525	28.017	28.830	1:12.678	235.3	12:26.635
6	1	2:09.737	27.203	<b>27.853</b>	1:14.681	235.3	14:36.372
7	1	2:52.820	<b>27.115</b>	28.196	1:57.509	235.8	17:29.192
8	1	3:41.015	53.979	58.357	1:48.679	79.6	21:10.207
9	1	2:11.605	27.483	30.278	1:13.844	233.3	23:21.812
10	1	2:19.782 <b>B</b>	27.149	28.272	1:24.361	235.8	25:41.594
11	3	11:36.268	9:51.995	30.088	1:14.185		37:17.862
12	3	<b>2:07.463</b>	27.360	28.174	<b>1:11.929</b>	234.8	39:25.325
13	3	2:09.724	27.186	28.727	1:13.811	235.3	41:35.049
14	3	2:08.243	27.234	28.162	1:12.847	235.3	43:43.292
15	3	2:15.085 <b>B</b>	27.455	28.656	1:18.974	234.3	45:58.377
16	3	4:17.475	2:27.955	28.829	1:20.691		50:15.852
17	3	2:12.662	27.291	28.242	1:17.129	233.8	52:28.514

