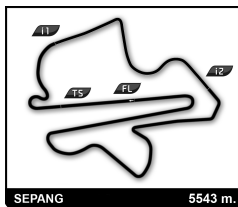


## Asian Le Mans Series 4 Hours of Sepang Free Practice 2

### Sector Analysis

Lap under Red Flag											Invalidated Lap	Personal Best	Session Best	B Crossing the pit lane	
Lap	D	Time	Sector 1	Sector 2	Sector 3	T. Spd	Elapsed	Lap	D	Time	Sector 1	Sector 2	Sector 3	T. Spd	Elapsed
<b>2</b>		<b>Climax Racing</b>		Mercedes-AMG GT3 EVO											
		1. Bihuang ZHOU		GT											
		2. Elias SEPPANEN		3. Ralf ARON											
1	2	3:58.188	2:11.831	30.578	1:15.779		3:58.188	10	1	1:59.418	25.795	26.434	1:07.189	264.7	23:24.448
2	2	<del>2:13.067</del>	29.583	<del>29.403</del>	1:14.081	215.1	6:11.255	11	1	1:58.028	25.720	25.499	1:06.809	264.1	25:22.476
3	2	2:10.476	28.167	28.806	1:13.503	232.3	8:21.731	12	1	1:58.647	25.565	25.467	1:07.615	264.1	27:21.123
4	2	2:11.360	27.861	28.832	1:14.667	234.3	10:33.091	13	1	1:58.121	25.784	25.606	1:06.731	264.1	29:19.244
5	2	2:09.513	27.831	28.663	1:13.019	234.8	12:42.604	14	1	2:00.221	26.054	25.595	1:08.572	265.4	31:19.465
6	2	2:10.004	28.024	28.745	1:13.235	234.8	14:52.608	15	1	1:59.014	25.879	25.984	1:07.151	263.4	33:18.479
7	2	2:12.084	28.066	29.104	1:14.914	235.3	17:04.692	16	1	1:58.498	25.641	25.926	1:06.931	264.1	35:16.977
8	2	<del>2:16.554</del> <b>B</b>	28.039	<del>28.690</del>	1:19.825	234.8	19:21.246	17	1	1:59.144	25.681	26.432	1:07.031	265.4	37:16.121
9	1	4:44.291	2:58.870	29.966	1:15.455		24:05.537	18	1	2:06.584 <b>B</b>	25.552	25.689	1:15.343	266.0	39:22.705
10	1	2:07.216	27.478	27.935	1:11.803	233.3	26:12.753	19	3	4:33.101	2:36.554	25.753	1:30.794		43:55.806
11	1	<b>2:06.402</b>	27.169	27.939	<b>1:11.294</b>	233.8	28:19.155	20	3	2:49.051	53.855	48.879	1:06.317	78.9	46:44.857
12	1	2:06.561	<b>27.010</b>	<b>27.862</b>	1:11.689	235.8	30:25.716	21	3	1:57.450	25.427	25.563	1:06.460	264.1	48:42.307
13	1	<del>2:07.262</del>	27.593	28.154	<del>1:11.515</del>	235.8	32:32.978	22	3	1:57.646	25.437	25.527	1:06.682	268.0	50:39.953
14	1	2:15.241 <b>B</b>	27.085	28.040	1:20.116	235.3	34:48.219	23	3	1:58.213	25.525	26.407	1:06.281	266.7	52:38.166
15	2	4:00.397	2:19.490	28.240	1:12.667		38:48.616	24	3	1:56.664	25.736	25.710	1:05.218	268.7	54:34.830
16	2	2:10.907	27.311	28.814	1:14.782	235.3	40:59.523	25	3	<del>1:55.716</del>	25.349	25.161	<del>1:05.206</del>	266.0	56:30.546
17	2	2:08.872	27.401	28.109	1:13.362	234.3	43:08.395	26	3	1:55.140	25.378	25.168	1:04.594	266.7	58:25.686
18	2	3:16.112 <b>B</b>	39.875	57.527	1:38.710	219.5	46:24.507	27	3	1:58.522	25.446	25.990	1:07.086	267.3	1:00:24.208
19	2	2:54.206	1:13.520	28.453	1:12.233		49:18.713	28	3	1:57.857	25.624	26.550	1:05.683	266.7	1:02:22.065
20	2	2:08.036	27.388	28.221	1:12.427	233.8	51:26.749	29	3	1:56.409	25.367	25.472	1:05.570	266.7	1:04:18.474
21	2	2:07.964	27.438	28.352	1:12.174	233.3	53:34.713	30	3	2:04.470 <b>B</b>	26.165	25.482	1:12.823	266.7	1:06:22.944
22	2	2:07.840	27.376	28.315	1:12.149	234.3	55:42.553	31	3	3:53.525	2:15.037	26.167	1:12.321		1:10:16.469
23	2	2:08.081	27.620	28.349	1:12.112	234.3	57:50.634	32	3	1:57.279	25.607	25.592	1:06.080	264.1	1:12:13.748
24	2	2:09.389	27.704	28.401	1:13.284	233.3	1:00:00.023	33	3	1:58.549	25.973	25.746	1:06.830	266.7	1:14:12.297
25	2	2:08.704	27.627	28.490	1:12.587	234.3	1:02:08.727	34	3	2:14.721 <b>B</b>	26.059	26.616	1:22.046	266.0	1:16:27.018
26	2	2:09.105	27.714	28.465	1:12.926	234.8	1:04:17.832	35	2	<del>2:49.424</del>	2:14.707	<del>26.668</del>	1:08.049		1:20:16.442
27	2	2:15.553	28.232	28.767	1:18.554	234.8	1:06:33.385	36	2	2:01.174	26.027	26.273	1:08.874	265.4	1:22:17.616
28	2	2:08.395	27.637	28.417	1:12.341	232.8	1:08:41.780	37	2	1:59.250	25.746	25.975	1:07.529	265.4	1:24:16.866
29	2	2:09.191	27.623	28.468	1:13.100	234.3	1:10:50.971	38	2	1:59.761	25.658	26.300	1:07.803	266.7	1:26:16.627
30	2	2:09.901	27.765	28.963	1:13.173	234.3	1:13:00.872	39	2	1:58.562	25.648	26.020	1:06.894	266.7	1:28:15.189
31	2	2:08.827	27.767	28.619	1:12.441	234.3	1:15:09.699	40	2	1:58.342	25.668	25.888	1:06.786	266.7	1:30:13.531
32	2	2:14.558 <b>B</b>	27.599	28.539	1:18.420	233.3	1:17:24.257								
33	3	<del>2:12.599</del>	1:28.931	<del>28.827</del>	1:14.841		1:20:36.856								
34	3	2:09.548	27.555	28.793	1:13.200	235.3	1:22:46.404								
35	3	<del>2:10.159</del>	<del>27.677</del>	<del>28.752</del>	1:13.730	234.8	1:24:56.563								
36	3	2:09.393	27.704	28.701	1:12.988	235.3	1:27:05.956								
37	3	2:09.307	27.671	28.588	1:13.048	235.3	1:29:15.263								
38	3	2:09.942	27.661	28.581	1:13.700	237.4	1:31:25.205								
<b>3</b>		<b>DKR Engineering</b>		Oreca 07 - Gibson											
		1. Georgios KOLOVOS		LMP2											
		2. Laurents HÖRR		3. Job VAN UITERT											
1	2	2:28.291	52.769	26.520	1:09.002		2:28.291	10	1	1:59.418	25.795	26.434	1:07.189	264.7	23:24.448
2	2	1:58.695	26.461	26.240	1:05.994	268.7	4:26.986	11	1	1:58.028	25.720	25.499	1:06.809	264.1	25:22.476
3	2	2:01.423	24.912	25.407	1:11.104	268.7	6:28.409	12	1	1:58.647	25.565	25.467	1:07.615	264.1	27:21.123
4	2	<b>1:53.049</b>	<b>24.869</b>	<b>24.295</b>	1:03.885	267.3	8:21.458	13	1	1:58.121	25.784	25.606	1:06.731	264.1	29:19.244
5	2	1:53.262	24.959	24.495	<b>1:03.808</b>	267.3	10:14.720	14	1	2:00.221	26.054	25.595	1:08.572	265.4	31:19.465
6	2	2:01.102 <b>B</b>	24.889	24.551	1:11.662	267.3	12:15.822	15	1	1:59.014	25.879	25.984	1:07.151	263.4	33:18.479
7	1	5:11.213	3:35.628	26.811	1:08.774		17:27.035	16	1	1:58.498	25.641	25.926	1:06.931	264.1	35:16.977
8	1	2:00.191	26.385	26.688	1:07.118	263.4	19:27.226	17	1	1:59.144	25.681	26.432	1:07.031	265.4	37:16.121
9	1	1:57.804	25.664	25.796	1:06.344	263.4	21:25.030	18	1	2:06.584 <b>B</b>	25.552	25.689	1:15.343	266.0	39:22.705
<b>7</b>		<b>Graff Racing</b>		Ligier JS P320 - Nissan											
		1. Daniel FROST		LMP3											
		2. James WINSLOW		3. Alexander BUKHANTSOV											
1	3	2:45.215	56.277	31.395	1:17.543		2:45.215	10	1	1:59.418	25.795	26.434	1:07.189	264.7	23:24.448
2	3	2:10.303	27.860	29.108	1:13.335	233.3	4:55.518	11	1	1:58.028	25.720	25.499	1:06.809	264.1	25:22.476
3	3	2:07.600	27.615	27.961	1:12.024	236.3	7:03.118	12	1	1:58.647	25.565	25.467	1:07.615	264.1	27:21.123
4	3	2:07.792	27.693	28.059	1:12.040	236.8	9:10.910	13	1	1:58.121	25.784	25.606	1:06.731	264.1	29:19.244
5	3	2:06.988	27.307	27.751	1:11.930	237.4	11:17.898	14	1	2:00.221	26.054	25.595	1:08.572	265.4	31:19.465
6	3	2:13.878 <b>B</b>	27.577	27.924	1:18.377	238.9	13:31.776	15	1	1:59.014	25.879	25.984	1:07.151	263.4	33:18.479
7	3	3:17.975	1:32.963	30.099	1:14.913		16:49.751	16	1	1:58.498	25.641	25.926	1:06.931	264.1	35:16.977
8	3	2:08.361	27.520	28.266	1:12.575	236.3	18:58.112	17	1	1:59.144	25.681	26.432	1:07.031	265.4	37:16.121
9	3	2:08.300	27.267	28.279	1:12.754	237.4	21:06.412	18	1	2:06.584 <b>B</b>	25.552	25.689	1:15.343	266.0	39:22.705
10	3	2:06.453	26.688	28.394	1:11.371	240.0	23:12.865	19	3	4:33.101	2:36.554	25.753	1:30.794		43:55.806
11	3	2:05.248	26.785	27.762	1:10.701	237.9	25:18.113	20	3	2:49.051	53.855	48.879	1:06.317	78.9	46:44.857
12	3	2:08.656	26.535	27.390	1:14.731	238.4	27:26.769	21	3	1:57.450	25.427	25.563	1:06.460	264.1	48:42.307
13	3	2:08.731	26.588	27.544	1:14.599	238.9	29:35.500	22	3	1:57.646	25.437	25.527	1:06.682	268.0	50:39.953
14	3	2:05.399	<b>26.505</b>	27.812	1:11.082	238.9	31:40.899	23	3	1:58.213	25.525	26.407	1:06.281	266.7	52:38.166
15	3	2:04.217	26.560	27.087	1:10.570	237.4	33:45.116	24	3	1:56.664					

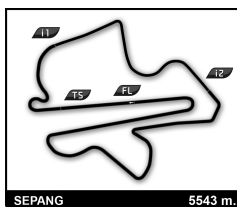


## Asian Le Mans Series 4 Hours of Sepang Free Practice 2

### Sector Analysis

Lap under Red Flag											Invalidated Lap	Personal Best	Session Best	B Crossing the pit lane								
Lap	D	Time	Sector 1	Sector 2	Sector 3	T. Spd	Elapsed	Lap	D	Time	Sector 1	Sector 2	Sector 3	T. Spd	Elapsed							
20	1	2:13.759	27.836	28.246	1:17.677	230.8	47:53.229	34	1	2:10.835	27.980	28.832	1:14.023	236.8	1:27:25.470							
21	1	2:04.481	26.617	27.381	1:10.483	238.9	49:57.710	35	1	2:11.802	27.862	28.803	1:15.137	237.4	1:29:37.272							
22	1	2:09.692	26.736	27.518	1:15.438	238.4	52:07.402	36	1	2:10.529	27.915	28.904	1:13.710	237.4	1:31:47.801							
23	1	2:05.329	27.027	27.690	1:10.612	239.5	54:12.731	<b>10</b> <b>Manthey</b> Porsche 911 GT3 R GT														
24	1	2:05.173	26.798	27.515	1:10.860	240.5	56:17.904	1. Antares AU														
25	1	2:06.037	26.787	27.720	1:11.530	240.0	58:23.941	2. Klaus BACHLER														
26	1	2:05.777	26.804	27.848	1:11.125	239.5	1:00:29.718	3. Joel STURM														
27	1	2:12.220	<b>B</b> 27.034	27.601	1:17.585	238.4	1:02:41.938	1	1	3:19.336	1:34.135	31.249	1:13.952		3:19.336							
28	2	5:21.560	3:39.067	29.247	1:13.246		1:08:03.498	2	1	2:08.616	27.787	28.376	1:12.453	233.8	5:27.952							
29	2	2:07.767	27.499	28.393	1:11.875	237.9	1:10:11.265	3	1	2:07.964	27.077	28.414	1:12.473	237.4	7:35.916							
30	2	<del>2:07.000</del>	27.356	<del>27.847</del>	1:11.797	239.5	1:12:18.265	4	1	2:08.412	27.159	<b>28.097</b>	1:13.156	236.8	9:44.328							
31	2	2:17.280	<b>B</b> 27.265	28.146	1:21.869	239.5	1:14:35.545	5	1	2:08.815	27.391	28.434	1:12.990	236.8	11:53.143							
32	2	7:29.475	5:45.480	29.172	1:14.823		1:22:05.020	6	1	2:07.948	27.210	28.320	1:12.418	235.8	14:01.091							
33	2	2:07.038	27.162	27.863	1:12.013	238.4	1:24:12.058	7	1	<b>2:07.298</b>	<b>26.871</b>	28.308	1:12.119	236.8	16:08.389							
34	2	2:06.241	27.405	27.647	1:11.189	238.9	1:26:18.299	8	1	2:14.874	<b>B</b> 27.242	28.536	1:19.096	237.9	18:23.263							
35	2	2:06.312	27.179	27.991	1:11.142	241.1	1:28:24.611	9	3	3:59.396	2:17.989	28.530	1:12.877		22:22.659							
36	2	<del>2:06.046</del>	27.262	<del>27.544</del>	1:11.240	241.6	1:30:30.657	10	3	<del>2:07.857</del>	27.195	28.275	<del>1:12.387</del>	234.8	24:30.516							
<b>9</b> <b>GetSpeed</b> Mercedes-AMG GT3 EVO GT																						
1. Anthony BARTONE																						
2. Steve JANS																						
3. Fabian SCHILLER																						
1	2	4:22.992	<b>B</b> 2:26.662	30.363	1:25.967		4:22.992	11	3	2:07.705	27.434	28.193	1:12.078	235.3	26:38.221							
2	2	3:38.738	1:56.561	28.649	1:13.528		8:01.730	12	3	2:07.657	27.192	28.335	1:12.130	235.8	28:45.878							
3	2	2:06.951	27.385	28.130	<b>1:11.436</b>	235.3	10:08.681	13	3	2:07.647	27.243	28.341	<b>1:12.063</b>	236.8	30:53.525							
4	2	2:07.022	27.216	27.942	1:11.864	236.8	12:15.703	14	3	2:07.963	27.293	28.466	1:12.204	234.8	33:01.488							
5	2	<b>2:06.412</b>	<b>27.105</b>	<b>27.864</b>	1:11.443	236.8	14:22.115	15	3	2:07.809	27.301	28.293	1:12.215	233.3	35:09.297							
6	2	2:15.333	<b>B</b> 27.237	28.084	1:20.012	236.8	16:37.448	16	3	2:13.169	<b>B</b> 27.192	28.338	1:17.639	235.8	37:22.466							
7	1	3:45.163	2:02.933	29.096	1:13.134		20:22.611	17	2	3:30.840	1:48.823	28.592	1:13.425		40:53.306							
8	1	2:07.859	27.451	28.209	1:12.199	236.3	22:30.470	18	2	<del>2:15.287</del>	<b>B</b> 28.220	<del>28.681</del>	1:18.386	237.9	43:08.593							
9	1	2:07.656	27.354	28.073	1:12.229	236.3	24:38.126	19	2	6:39.988	4:59.043	28.500	1:12.445		49:48.581							
10	1	2:09.141	27.939	28.285	1:12.917	236.3	26:47.267	20	2	2:07.851	27.240	28.371	1:12.240	235.8	51:56.432							
11	1	<del>2:07.538</del>	27.436	<del>28.013</del>	1:12.089	236.8	28:54.805	21	2	2:07.822	27.278	28.270	1:12.274	236.8	54:04.254							
12	1	2:14.703	<b>B</b> 27.365	28.282	1:19.056	237.4	31:09.508	22	2	2:08.391	27.253	28.517	1:12.621		56:12.645							
13	3	4:21.707	2:39.864	28.802	1:13.041		35:31.215	23	2	<del>2:08.807</del>	27.574	<del>28.478</del>	1:12.755		58:21.452							
14	3	2:08.166	27.458	28.190	1:12.518	236.3	37:39.381	24	2	2:14.419	<b>B</b> 27.464	28.415	1:18.540	236.8	1:00:35.871							
15	3	2:08.166	27.356	28.495	1:12.315	235.8	39:47.547	25	1	3:13.676	1:27.753	30.544	1:15.379		1:03:49.547							
16	3	2:07.821	27.298	28.372	1:12.151	236.3	41:55.368	26	1	2:11.564	27.852	29.209	1:14.503	235.8	1:06:01.111							
17	3	2:52.959	27.589	28.423	1:56.947	236.8	44:48.327	27	1	2:22.336	<b>B</b> 29.027	30.181	1:23.128	235.3	1:08:23.447							
18	3	2:32.246	48.216	29.812	1:14.218	79.5	47:20.573	28	1	3:12.361	1:29.880	28.925	1:13.556		1:11:35.808							
19	3	2:15.413	<b>B</b> 27.668	28.617	1:19.128	237.4	49:35.986	29	1	2:10.884	27.706	28.896	1:14.282	235.3	1:13:46.692							
20	3	3:38.446	1:57.127	28.476	1:12.843		53:14.432	30	1	2:11.406	27.897	28.928	1:14.581	236.3	1:15:58.098							
21	3	2:08.384	27.366	28.426	1:12.592	236.3	55:22.816	31	1	2:12.711	27.808	29.087	1:15.816	238.9	1:18:10.809							
22	3	2:13.223	<b>B</b> 27.333	28.515	1:17.375	236.3	57:36.039	32	1	2:16.444	<b>B</b> 27.525	29.039	1:19.880	238.4	1:20:27.253							
23	2	3:29.797	1:46.294	28.978	1:14.525		1:01:05.836	33	3	<del>8:41.720</del>	7:00.113	<del>28.714</del>	<del>1:12.893</del>		1:29:08.973							
24	2	2:10.125	27.818	28.762	1:13.545	235.3	1:03:15.961	34	3	2:08.697	27.436	28.486	1:12.775	236.8	1:31:17.670							
25	2	2:11.508	28.302	29.792	1:13.414	235.8	1:05:27.469	<b>11</b> <b>Proton Competition</b> Oreca 07 - Gibson LMP2														
26	2	2:09.514	27.718	28.828	1:12.968	236.3	1:07:36.983	1. Alexander MATTSCHULL														
27	2	2:09.871	27.827	28.876	1:13.168	236.3	1:09:46.854	2. Jonas RIED														
28	2	2:17.793	<b>B</b> 27.821	28.811	1:21.161	236.3	1:12:04.647	1	3	22:26.229	...	27.169	1:10.549		22:26.229							
29	3	3:16.955	1:35.259	28.881	1:12.815		1:15:21.602	2	3	2:02.536	26.975	27.057	1:08.504	237.9	24:28.765							
30	3	2:09.019	27.526	28.696	1:12.797	235.8	1:17:30.621	3	3	1:58.377	25.339	25.507	1:07.531	262.8	26:27.142							
31	3	2:13.353	<b>B</b> 27.522	28.464	1:17.367	236.8	1:19:43.974	4	3	1:56.997	25.066	25.120	1:06.811	264.7	28:24.139							
32	1	3:19.164	1:36.028	29.084	1:14.052		1:23:03.138	5	3	1:56.883	<b>25.014</b>	25.113	1:06.756	265.4	30:21.022							
33	1	2:11.497	27.950	28.978	1:14.569	236.3	1:25:14.635	6	3	1:55.643	25.131	25.014	1:05.498	264.7	32:16.665							
7																3	2:02.422	<b>B</b> 25.270	25.175	1:11.977	264.7	34:19.087
8																3	4:53.839	3:19.766	26.224	1:07.849		39:12.926
9																3	1:56.277	25.219	25.202	1:05.856	264.7	41:09.203
10																3	2:05.958	<b>B</b> 26.060	25.526	1:14.372	264.7	43:15.161



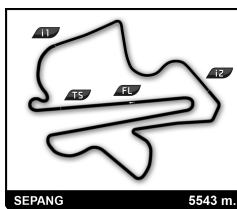


## Asian Le Mans Series 4 Hours of Sepang Free Practice 2

### Sector Analysis

Lap under Red Flag											Invalidated Lap	Personal Best	Session Best	B Crossing the pit lane	
Lap	D	Time	Sector 1	Sector 2	Sector 3	T. Spd	Elapsed	Lap	D	Time	Sector 1	Sector 2	Sector 3	T. Spd	Elapsed
11	1	7:22.939	5:44.063	28.356	1:10.520		50:38.100	31	3	2:08.701	27.426	28.562	1:12.713	237.9	1:13:48.528
12	1	2:03.238	26.674	27.147	1:09.417	258.4	52:41.338	32	3	2:09.317	27.321	28.675	1:13.321	238.9	1:15:57.845
13	1	1:59.998	25.274	26.526	1:08.198	262.8	54:41.336	33	3	2:09.347	27.370	29.089	1:12.888	237.9	1:18:07.192
14	1	<b>1:55.214</b>	25.288	25.070	<b>1:04.856</b>	261.5	56:36.550	34	3	<del>2:09.263</del>	27.493	<del>28.775</del>	1:12.995		1:20:16.455
15	1	1:56.184	25.778	25.293	1:05.113	262.8	58:32.734	35	3	2:10.809	27.678	29.810	1:13.321		1:22:27.264
16	1	2:03.191	25.181	26.143	1:11.867	263.4	1:00:35.925	36	3	2:09.376	27.388	28.687	1:13.301	239.5	1:24:36.640
17	1	1:55.453	25.127	<b>24.986</b>	1:05.340	264.1	1:02:31.378	37	3	2:10.475	27.816	29.006	1:13.653	237.9	1:26:47.115
18	1	2:09.897 <b>B</b>	25.233	25.191	1:19.473	264.1	1:04:41.275	38	3	2:12.842	28.058	29.048	1:15.736	241.6	1:28:59.957
19	2	5:10.464	3:35.281	26.832	1:08.351		1:09:51.739	39	3	2:10.722	27.735	28.847	1:14.140	240.5	1:31:10.679
20	2	1:57.789	25.520	26.059	1:06.210	262.1	1:11:49.528	<b>14 Climax Racing</b> Mercedes-AMG GT3 EVO							
21	2	1:57.100	25.368	25.086	1:06.646	260.9	1:13:46.628	1. Lu WEI		3. Lucas AUER		GT			
22	2	1:58.134	25.389	26.439	1:06.306	261.5	1:15:44.762	2. Ling KANG							
23	2	1:58.585	25.966	26.031	1:06.588	262.8	1:17:43.347	1	1	2:53.043	1:04.459	30.965	1:17.619		2:53.043
24	2	1:58.893	25.402	26.608	1:06.883	262.8	1:19:42.240	2	1	2:16.257	29.050	29.803	1:17.404	215.1	5:09.300
25	2	1:56.795	25.617	25.350	1:05.828	262.8	1:21:39.035	3	1	2:09.582	27.485	28.263	1:13.834	237.9	7:18.882
26	2	1:56.780	25.464	26.011	1:05.305	263.4	1:23:35.815	4	1	2:11.529	27.478	29.789	1:14.262	237.9	9:30.411
27	2	1:55.818	25.350	25.171	1:05.297	262.8	1:25:31.633	5	1	<b>2:06.625</b>	27.153	<b>27.885</b>	<b>1:11.587</b>	237.4	11:37.036
28	2	1:56.423	25.411	25.326	1:05.686	264.1	1:27:28.056	6	1	2:06.979	27.219	27.935	1:11.825	236.8	13:44.015
29	2	1:57.489	25.728	25.516	1:06.245	265.4	1:29:25.545	7	1	2:16.514 <b>B</b>	27.141	27.965	1:21.408	238.4	16:00.529
30	2	1:58.481	25.719	25.642	1:07.120	265.4	1:31:24.026	8	3	3:28.226	1:47.236	28.178	1:12.812		19:28.755
<b>12 Car Collection Motorsport</b> Porsche 911 GT3 R							2. James KELL								
1. Bashar MARDINI			3. Nico MENZEL				GT								
1	1	2:34.252	43.592	31.997	1:18.663		2:34.252	9	3	2:07.018	27.411	27.962	1:11.645	237.4	21:35.773
2	1	2:12.994	28.139	29.752	1:15.103	238.9	4:47.246	10	3	2:06.658	27.082	27.947	1:11.629	236.8	23:42.431
3	1	2:11.388	27.900	29.037	1:14.451	237.9	6:58.634	11	3	2:06.989	27.218	27.912	1:11.859	237.4	25:49.420
4	1	2:18.313 <b>B</b>	27.972	29.026	1:21.315	237.9	9:16.947	12	3	<del>2:15.191</del> <b>B</b>	27.240	<del>28.382</del>	1:19.569	237.4	28:04.611
5	1	3:13.734	1:19.602	34.111	1:20.021		12:30.681	13	3	6:40.211	4:58.024	28.823	1:13.364		34:44.822
6	1	2:12.054	27.806	28.921	1:15.327	237.9	14:42.735	14	3	2:07.328	<b>27.068</b>	28.040	1:12.220	238.9	36:52.150
7	1	2:08.147	27.416	28.307	1:12.424	237.9	16:50.882	15	3	2:08.524	27.282	28.065	1:13.177	236.3	39:00.674
8	1	2:08.553	27.331	28.372	1:12.850	238.4	18:59.435	16	3	2:08.809	27.291	28.207	1:13.311	238.9	41:09.483
9	1	2:09.036	27.510	28.548	1:12.978	238.4	21:08.471	17	3	2:20.003 <b>B</b>	27.328	28.426	1:24.249	240.0	43:29.486
10	1	2:08.302	27.289	28.483	1:12.530	239.5	23:16.773	18	2	3:46.768	1:59.697	32.942	1:14.129		47:16.254
11	1	2:18.789 <b>B</b>	27.836	29.639	1:21.314	240.0	25:35.562	19	2	2:10.384	27.673	29.096	1:13.615	236.3	49:26.638
12	2	<del>4:35.919</del>	2:52.590	28.765	<del>1:14.564</del>		30:11.481	20	2	2:11.140	27.643	30.015	1:13.482	235.3	51:37.778
13	2	2:07.945	27.316	<b>28.235</b>	1:12.394	236.8	32:19.426	21	2	2:09.858	27.562	28.614	1:13.682	234.8	53:47.636
14	2	<b>2:07.921</b>	27.282	28.340	<b>1:12.299</b>	238.9	34:27.347	22	2	<del>2:11.272</del>	27.733	<del>29.193</del>	1:14.346	234.8	55:58.908
15	2	2:08.676	27.412	28.654	1:12.610	238.4	36:36.023	23	2	2:10.292	27.696	28.660	1:13.936	235.3	58:09.200
16	2	2:09.934	27.657	28.502	1:13.775	238.9	38:45.957	24	2	2:10.767	27.699	28.926	1:14.142	235.3	1:00:19.967
17	2	2:08.926	27.458	28.435	1:13.033	239.5	40:54.883	25	2	2:10.585	27.783	28.908	1:13.894	235.3	1:02:30.552
18	2	2:10.014	27.688	28.497	1:13.829	239.5	43:04.897	26	2	2:10.456	28.019	28.927	1:13.510	234.8	1:04:41.008
19	2	3:11.773	35.258	57.697	1:38.818	238.9	46:16.670	27	2	2:10.233	27.700	28.779	1:13.754	233.8	1:06:51.241
20	2	2:09.560	27.706	28.700	1:13.154	236.3	48:26.230	28	2	2:11.905	27.734	29.657	1:14.514	234.3	1:09:03.146
21	2	2:09.068	<b>27.270</b>	28.533	1:13.265	237.4	50:35.298	29	2	<del>2:11.706</del>	27.930	<del>29.853</del>	1:13.923	235.8	1:11:14.852
22	2	2:09.977	27.416	28.577	1:13.984	238.9	52:45.275	30	2	2:11.075	28.015	28.969	1:14.091	235.8	1:13:25.927
23	2	2:15.193 <b>B</b>	27.433	28.536	1:19.224	238.9	55:00.468	31	2	2:18.952 <b>B</b>	27.875	28.974	1:22.103	234.3	1:15:44.879
24	3	3:45.592	2:03.794	28.894	1:12.904		58:46.060	32	1	3:44.560	2:00.938	29.256	1:14.366		1:19:29.439
25	3	2:09.082	27.327	28.574	1:13.181	237.9	1:00:55.142	33	1	2:11.196	28.034	29.028	1:14.134	234.8	1:21:40.635
26	3	2:08.667	27.359	28.591	1:12.717	237.9	1:03:03.809	34	1	2:12.080	28.081	29.620	1:14.379	235.3	1:23:52.715
27	3	<del>2:09.084</del>	27.407	<del>28.638</del>	1:13.039	235.3	1:05:12.893	35	1	2:11.295	28.120	29.063	1:14.112	235.8	1:26:04.010
28	3	2:09.243	27.567	28.682	1:12.994	235.8	1:07:22.136	36	1	2:11.530	28.143	29.166	1:14.221	235.3	1:28:15.540
29	3	2:08.906	27.455	28.562	1:12.889	236.3	1:09:31.042	37	1	2:22.740 <b>B</b>	28.460	29.361	1:24.919	235.8	1:30:38.280
30	3	2:08.785	27.382	28.528	1:12.875	237.9	1:11:39.827	<b>15 RLR M Sport</b> Ligier JS P320 - Nissan							
1. Nick ADCOCK			3. James DAYSON				LMP3								
2. Ian AGUILERA															
1	3	3:18.468	1:33.512	31.185	1:13.771		3:18.468								



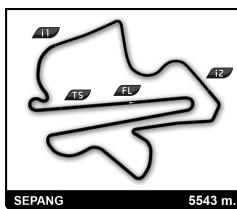


## Asian Le Mans Series 4 Hours of Sepang Free Practice 2

### Sector Analysis

Lap under Red Flag											Invalidated Lap	Personal Best	Session Best	B Crossing the pit lane	
Lap	D	Time	Sector 1	Sector 2	Sector 3	T. Spd	Elapsed	Lap	D	Time	Sector 1	Sector 2	Sector 3	T. Spd	Elapsed
2	3	2:07.472	27.731	27.864	1:11.877	242.7	5:25.940	14	1	<del>2:07.495</del>	27.044	<del>28.322</del>	1:12.129	236.8	33:52.182
3	3	2:07.469	27.365	27.766	1:12.338	244.3	7:33.409	15	1	<del>2:12.244</del> B	27.283	<del>28.143</del>	1:16.818	237.4	36:04.426
4	3	2:09.420	27.187	28.946	1:13.287	244.3	9:42.829	16	2	4:35.477	2:53.934	28.626	1:12.917		40:39.903
5	3	2:16.966 B	27.319	27.758	1:21.889	243.8	11:59.795	17	2	2:08.670	27.401	28.475	1:12.794	237.9	42:48.573
6	3	3:48.107	2:06.690	28.685	1:12.732		15:47.902	18	2	3:15.652	30.004	57.902	1:47.746	234.8	46:04.225
7	3	2:04.772	27.008	27.278	1:10.486	242.2	17:52.674	19	2	<del>2:08.954</del>	27.635	28.604	<del>1:12.715</del>	234.3	48:13.179
8	3	2:05.475	26.932	27.575	1:10.968	243.2	19:58.149	20	2	<del>2:08.454</del>	27.409	<del>28.347</del>	1:12.698	235.3	50:21.633
9	3	2:06.060	27.006	27.298	1:11.756	244.9	22:04.209	21	2	2:08.854	27.401	28.365	1:13.088	236.3	52:30.487
10	3	2:20.944	26.840	27.045	1:27.059	244.3	24:25.153	22	2	2:08.594	27.488	28.464	1:12.642		54:39.081
11	3	2:06.976	27.060	27.151	1:12.765	241.1	26:32.129	23	2	2:08.816	27.614	28.504	1:12.698		56:47.897
12	3	2:07.780	26.714	27.371	1:13.695	243.8	28:39.909	24	2	2:09.115	27.804	28.535	1:12.776	236.8	58:57.012
13	3	2:13.643 B	27.185	27.301	1:19.157	243.8	30:53.552	25	2	2:09.479	27.647	28.568	1:13.264	236.8	1:01:06.491
14	2	3:55.366	2:18.480	27.589	1:09.297		34:48.918	26	2	2:09.686	27.611	28.719	1:13.356	238.4	1:03:16.177
15	2	2:07.049	26.772	27.132	1:13.145	243.2	36:55.967	27	2	2:09.220	27.690	28.666	1:12.864	237.4	1:05:25.397
16	2	2:16.315	35.355	29.045	1:11.915	166.7	39:12.282	28	2	2:08.673	27.387	28.600	1:12.686	235.8	1:07:34.070
17	2	<b>2:03.106</b>	26.917	26.974	<b>1:09.215</b>	243.2	41:15.388	29	2	<del>2:08.575</del>	27.443	28.464	<del>1:12.668</del>	236.8	1:09:42.645
18	2	2:11.866	26.612	27.193	1:18.061	243.2	43:27.254	30	2	2:08.637	27.373	28.421	1:12.843	237.4	1:11:51.282
19	2	3:17.197 B	51.779	57.912	1:27.506	79.6	46:44.451	31	2	2:09.044	27.675	28.462	1:12.907	236.8	1:14:00.326
20	2	5:11.488	3:34.549	27.335	1:09.604		51:55.939	32	2	2:08.712	27.346	28.506	1:12.860	235.3	1:16:09.038
21	2	2:03.731	26.761	27.010	1:09.960	244.9	53:59.670	33	2	<del>2:14.544</del> B	27.400	28.647	<del>1:18.497</del>	237.4	1:18:23.582
22	2	2:03.130	<b>26.450</b>	26.908	1:09.772	244.3	56:02.800	34	3	4:28.572	2:42.902	29.184	1:16.486		1:22:52.154
23	2	2:03.613	26.580	<b>26.772</b>	1:10.261	244.3	58:06.413	35	3	2:11.131	28.109	29.118	1:13.904	234.8	1:25:03.285
24	2	2:05.343	26.818	27.261	1:11.264	245.5	1:00:11.756	36	3	<del>2:10.124</del>	27.485	28.942	<del>1:13.697</del>	235.3	1:27:13.409
25	2	2:09.795 B	26.800	27.250	1:15.745	245.5	1:02:21.551	37	3	2:09.983	27.813	28.798	1:13.372	235.3	1:29:23.392
26	1	3:42.808	2:00.019	28.706	1:14.083		1:06:04.359	38	3	2:11.163	27.540	29.265	1:14.358	236.3	1:31:34.555
27	1	2:09.157	27.264	28.822	1:13.071	243.2	1:08:13.516	<b>19</b> Blackthorn 1. Claude BOVET 2. Jason AMBROSE Aston Martin Vantage AMR GT3							
28	1	2:07.240	27.432	27.772	1:12.036	244.9	1:10:20.756	3. David MCDONALD GT							
29	1	2:06.762	27.421	27.621	1:11.720	243.8	1:12:27.518	1	1	3:00.344	1:07.132	31.976	1:21.236		3:00.344
30	1	2:07.150	27.378	27.679	1:12.093	243.2	1:14:34.668	2	1	2:14.998	28.750	30.352	1:15.896	232.8	5:15.342
31	1	2:06.626	27.294	27.566	1:11.766	243.2	1:16:41.294	3	1	2:15.490	28.334	29.570	1:17.586	236.8	7:30.832
32	1	2:08.756	28.021	28.187	1:12.548	245.5	1:18:50.050	4	1	2:24.409 B	28.539	30.383	1:25.487	231.8	9:55.241
33	1	2:09.766	28.171	29.309	1:12.286	243.8	1:20:59.816	5	1	3:06.225	1:19.064	30.407	1:16.754		13:01.466
34	1	2:07.622	27.342	27.707	1:12.573	242.7	1:23:07.438	6	1	2:11.476	28.058	29.246	1:14.172	234.3	15:12.942
35	1	2:11.972	27.273	27.841	1:16.858	244.9	1:25:19.410	7	1	2:10.011	28.110	28.586	1:13.315	235.8	17:22.953
36	1	2:07.134	27.215	27.856	1:12.063	244.3	1:27:26.544	8	1	2:09.209	27.567	28.472	1:13.170	234.8	19:32.162
37	1	2:09.078	27.348	28.481	1:13.249	247.7	1:29:35.622	9	1	2:24.827	27.660	28.506	1:28.661	236.8	21:56.989
38	1	2:06.513	27.144	27.805	1:11.564	245.5	1:31:42.135	10	1	<del>2:09.156</del>	27.663	<del>28.725</del>	1:12.768	237.4	24:06.145
<b>16</b> Winward Racing 1. Maro ENGEL 2. Viktor SHAYTAR Mercedes-AMG GT3 EVO															
3. Sergey STOLYAROV GT															
1	3	3:39.259	1:41.042	33.290	1:24.927		3:39.259	11	1	2:09.315	28.005	<b>28.397</b>	1:12.913	238.9	26:15.460
2	3	2:10.936	28.790	28.880	1:13.266	233.3	5:50.195	12	1	2:20.772 B	27.955	28.759	1:24.058	240.5	28:36.232
3	3	2:06.887	<b>27.031</b>	28.205	1:11.651	234.8	7:57.082	13	3	5:18.908	3:37.064	28.934	1:12.910		33:55.140
4	3	<del>2:07.008</del>	27.079	<del>28.020</del>	1:11.909	235.8	10:04.090	14	3	<del>2:08.039</del>	<b>27.278</b>	28.438	<del>1:12.323</del>	237.9	36:03.179
5	3	2:07.065	27.155	<b>27.819</b>	1:12.091	235.3	12:11.155	15	3	<b>2:08.586</b>	27.560	28.416	1:12.610	236.8	38:11.765
6	3	2:08.234	27.196	28.021	1:13.017	235.8	14:19.389	16	3	2:08.838	27.510	28.582	1:12.746	237.9	40:20.603
7	3	2:14.073 B	27.313	28.310	1:18.450	237.4	16:33.462	17	3	<del>2:08.981</del>	27.536	28.491	<del>1:12.954</del>	237.9	42:29.584
8	1	4:34.562	2:51.243	28.589	1:14.730		21:08.024	18	3	3:23.688 B	27.745	39.180	2:16.763	236.8	45:53.272
9	1	2:07.449	27.085	28.220	1:12.144	236.8	23:15.473	19	3	3:42.784	1:56.721	30.670	1:15.393		49:36.056
10	1	2:08.548	27.049	28.085	1:13.414	236.3	25:24.021	20	3	2:08.833	27.565	28.672	<b>1:12.596</b>	240.5	51:44.889
11	1	<b>2:06.815</b>	27.073	28.213	<b>1:11.529</b>	236.3	27:30.836	21	3	2:09.051	27.519	28.748	1:12.784	238.4	53:53.940
12	1	2:06.864	27.038	28.087	1:11.739	236.3	29:37.700	22	3	<del>2:16.870</del> B	27.531	<del>28.654</del>	1:20.685	238.4	56:10.810
13	1	2:06.987	27.146	28.108	1:11.733	237.4	31:44.687	23	2	3:50.256	2:04.958	29.562	1:15.736		1:00:01.066
								24	2	2:12.948	28.197	29.380	1:15.371	237.9	1:02:14.014
								25	2	2:14.294	29.067	29.811	1:15.416	235.3	1:04:28.308



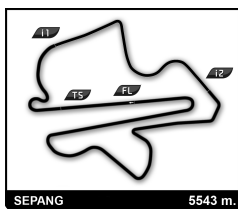


## Asian Le Mans Series 4 Hours of Sepang Free Practice 2

### Sector Analysis

Lap under Red Flag												Invalidated Lap	Personal Best	Session Best	B Crossing the pit lane
Lap	D	Time	Sector 1	Sector 2	Sector 3	T. Spd	Elapsed	Lap	D	Time	Sector 1	Sector 2	Sector 3	T. Spd	Elapsed
26	2	2:13.180	28.386	29.324	1:15.470	234.8	1:06:41.488	40	2	1:59.752	25.878	26.229	1:07.645	267.3	1:26:31.701
27	2	2:12.906	28.457	29.785	1:14.664	234.3	1:08:54.394	41	2	1:57.622	25.563	25.836	1:06.223	266.0	1:28:29.323
28	2	2:12.776	28.467	29.309	1:15.000	235.8	1:11:07.170	42	2	1:58.414	25.728	25.903	1:06.783	266.0	1:30:27.737
29	2	2:13.226	28.453	29.571	1:15.202	234.8	1:13:20.396	<b>21 Car Collection Motorsport</b> Porsche 911 GT3 R GT							
30	2	2:22.599	<b>B</b> 28.586	30.008	1:24.005	233.8	1:15:42.995	1. HASH 3.Yannick METTLER							
31	2	4:08.141	2:19.756	29.724	1:18.661		1:19:51.136	2.Alex FONTANA							
32	2	2:15.657	28.506	29.505	1:17.646	235.3	1:22:06.793	1	1	3:12.192	1:26.498	30.963	1:14.731		3:12.192
33	2	2:15.513	28.733	30.016	1:16.764	236.3	1:24:22.306	2	1	2:10.135	28.131	28.937	1:13.067	233.3	5:22.327
34	2	2:14.714	28.961	29.711	1:16.042	235.3	1:26:37.020	3	1	2:08.856	27.874	28.395	1:12.587	234.8	7:31.183
35	2	2:15.346	28.398	29.900	1:17.048	237.4	1:28:52.366	4	1	2:14.223	28.481	29.570	1:16.172	235.3	9:45.406
36	2	2:14.233	29.178	29.614	1:15.441	235.3	1:31:06.599	5	1	2:10.348	27.654	29.348	1:13.346	234.8	11:55.754
<b>20 Algarve Pro Racing</b> Oreca 07 - Gibson LMP2								1.Kriton LENTOUDIS 3.Alex QUINN 2.Olli CALDWELL							
1	1	2:22.400	36.516	31.699	1:14.185		2:22.400	6	1	2:10.483	28.159	28.626	1:13.698	234.8	14:06.237
2	1	2:03.520	26.030	28.105	1:09.385	261.5	4:25.920	7	1	2:10.566	27.998	28.663	1:13.905	235.3	16:16.803
3	1	2:04.820	25.697	26.986	1:12.137	264.7	6:30.740	8	1	2:10.616	28.013	28.537	1:14.066	234.3	18:27.419
4	1	2:01.334	25.856	26.300	1:09.178	263.4	8:32.074	9	1	2:12.214	28.013	29.458	1:14.743	234.3	20:39.633
5	1	1:59.681	25.611	26.073	1:07.997	263.4	10:31.755	10	1	2:11.578	28.200	28.996	1:14.382	235.3	22:51.211
6	1	1:59.063	25.622	25.827	1:07.614	264.7	12:30.818	11	1	2:10.789	28.527	29.041	1:13.221	234.8	25:02.000
7	1	1:59.113	25.777	25.870	1:07.466	266.0	14:29.931	12	1	2:18.077	<b>B</b> 28.682	29.090	1:20.305	235.3	27:20.077
8	1	<del>2:00.206</del>	25.568	<del>26.066</del>	1:08.572	265.4	16:30.137	13	3	3:38.308	1:57.114	28.678	1:12.516		30:58.385
9	1	2:00.673	26.059	26.085	1:08.529	266.0	18:30.810	14	3	<b>2:07.604</b>	<b>27.280</b>	<b>28.276</b>	<b>1:12.048</b>	234.3	33:05.989
10	1	2:05.812	25.756	25.925	1:14.131	264.7	20:36.622	15	3	2:08.408	27.465	28.549	1:12.394	234.8	35:14.397
11	1	1:59.113	25.497	25.631	1:07.985	265.4	22:35.735	16	3	2:09.187	27.441	28.809	1:12.937	235.3	37:23.584
12	1	2:10.745	<b>B</b> 25.558	26.888	1:18.299	265.4	24:46.480	17	3	2:14.913	<b>B</b> 27.374	28.381	1:19.158	234.3	39:38.497
13	3	4:02.729	2:31.217	25.930	1:05.582		28:49.209	18	3	<del>7:55.725</del>	6:13.550	29.098	<del>1:13.077</del>		47:34.222
14	3	1:54.827	<b>24.965</b>	<b>24.623</b>	1:05.239	265.4	30:44.036	19	3	<del>2:09.525</del>	27.468	<del>28.562</del>	1:13.495		49:43.747
15	3	<b>1:53.831</b>	25.085	24.693	<b>1:04.053</b>	264.7	32:37.867	20	3	2:08.087	27.391	28.383	1:12.313	234.3	51:51.834
16	3	1:55.541	25.065	25.130	1:05.346	265.4	34:33.408	21	3	2:08.818	27.374	28.464	1:12.980	235.3	54:00.652
17	3	1:54.675	24.998	24.845	1:04.832	266.0	36:28.083	22	3	2:08.850	27.462	28.573	1:12.815	235.8	56:09.502
18	3	1:55.762	25.069	25.199	1:05.494	266.7	38:23.845	23	3	2:08.612	27.431	28.566	1:12.615	234.8	58:18.114
19	3	<del>1:55.922</del>	25.145	24.737	<del>1:06.040</del>	265.4	40:19.767	24	3	2:15.518	<b>B</b> 27.839	28.700	1:18.979	235.8	1:00:33.632
20	3	1:54.719	25.049	24.893	1:04.777	264.7	42:14.486	25	2	3:43.043	2:00.546	29.021	1:13.476		1:04:16.675
21	3	2:53.419	25.129	24.882	2:03.408	266.7	45:07.905	26	2	2:09.028	27.474	29.039	1:12.515	235.3	1:06:25.703
22	3	<del>2:12.845</del>	41.995	25.638	<del>1:05.212</del>	79.4	47:20.750	27	2	2:09.287	28.003	28.690	1:12.594	235.3	1:08:34.990
23	3	1:56.174	25.460	25.709	1:05.005	266.0	49:16.924	28	2	2:10.740	27.448	28.613	1:14.679	234.8	1:10:45.730
24	3	1:55.079	25.134	24.986	1:04.959	265.4	51:12.003	29	2	2:08.820	27.521	28.555	1:12.744	234.8	1:12:54.550
25	3	<del>1:55.938</del>	25.109	<del>25.087</del>	1:05.742	266.0	53:07.941	30	2	2:14.881	<b>B</b> 27.488	28.604	1:18.789	235.8	1:15:09.431
26	3	2:04.967	<b>B</b> 25.308	25.861	1:13.798	266.0	55:12.908	31	2	4:54.476	3:09.853	29.073	1:15.550		1:20:03.907
27	2	3:37.966	2:03.943	27.326	1:06.697		58:50.874	32	2	2:09.328	27.543	28.821	1:12.964	235.3	1:22:13.235
28	2	1:59.640	25.448	25.613	1:08.579	264.1	1:00:50.514	33	2	2:09.493	27.446	28.768	1:13.279	236.3	1:24:22.728
29	2	<del>1:56.842</del>	25.737	<del>25.360</del>	1:05.745	264.1	1:02:47.356	34	2	2:09.931	27.919	28.981	1:13.031	237.4	1:26:32.659
30	2	1:56.911	25.733	25.284	1:05.894	263.4	1:04:44.267	35	2	2:09.496	27.569	28.754	1:13.173	237.4	1:28:42.155
31	2	1:59.865	25.825	27.098	1:06.942	265.4	1:06:44.132	36	2	2:09.776	27.648	28.803	1:13.325	237.4	1:30:51.931
32	2	1:57.609	25.759	25.832	1:06.018	264.1	1:08:41.741	<b>22 Proton Competition</b> Oreca 07 - Gibson LMP2							
33	2	2:05.641	<b>B</b> 25.471	25.573	1:14.597	264.7	1:10:47.382	1.Giorgio RODA 3.Tom DILLMANN							
34	2	3:55.566	2:20.583	26.453	1:08.530		1:14:42.948	2.Vladislav LOMKO							
35	2	1:58.468	25.641	25.808	1:07.019	263.4	1:16:41.416	1	3	8:58.701	7:21.713	27.547	1:09.441		8:58.701
36	2	1:56.587	25.598	25.481	1:05.508	264.1	1:18:38.003	2	3	2:07.077	<b>B</b> 25.782	26.441	1:14.854	260.9	11:05.778
37	2	<del>1:56.795</del>	25.489	<del>25.639</del>	1:05.667	265.4	1:20:34.798	3	2	3:48.720	2:13.851	27.849	1:07.020		14:54.498
38	2	1:57.396	25.486	25.614	1:06.296	264.7	1:22:32.194	4	2	1:58.025	26.043	26.016	1:05.966	262.1	16:52.523
39	2	1:59.755	25.695	25.982	1:08.078	268.0	1:24:31.949	5	2	1:57.134	25.370	25.398	1:06.366	263.4	18:49.657
								6	2	1:55.585	25.269	25.232	1:05.084	264.1	20:45.242
								7	2	1:56.139	25.286	25.907	1:04.946	263.4	22:41.381
								8	2	1:56.841	24.916	25.959	1:05.966	263.4	24:38.222





## Asian Le Mans Series 4 Hours of Sepang Free Practice 2

### Sector Analysis

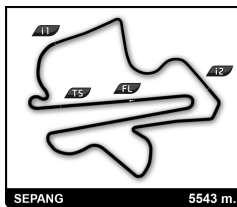
Lap under Red Flag													Invalidated Lap	Personal Best	Session Best	B Crossing the pit lane	
Lap	D	Time	Sector 1	Sector 2	Sector 3	T. Spd	Elapsed	Lap	D	Time	Sector 1	Sector 2	Sector 3	T. Spd	Elapsed		
9	2	1:57.552	25.403	25.723	1:06.426	262.8	26:35.774	21	1	2:07.970	27.045	28.392	1:12.533	238.9	51:01.175		
10	2	1:56.851	25.038	25.350	1:06.463	262.8	28:32.625	22	1	<b>2:07.846</b>	27.018	28.299	1:12.529	239.5	53:09.021		
11	2	<b>1:53.905</b>	24.938	<b>24.628</b>	1:04.339	263.4	30:26.530	23	1	2:07.964	27.096	28.406	1:12.462	240.5	55:16.985		
12	2	2:01.681 <b>B</b>	25.296	25.518	1:10.867	262.8	32:28.211	24	1	2:15.408 <b>B</b>	27.617	28.659	1:19.132	240.0	57:32.393		
13	3	3:51.271	2:18.293	26.440	1:06.538		36:19.482	25	3	<del>2:32.737</del>	1:50.792	<del>28.684</del>	1:13.261		1:01:05.130		
14	3	1:56.723	26.223	25.287	1:05.213	265.4	38:16.205	26	3	<del>2:08.479</del>	27.347	<del>28.354</del>	1:12.778	237.9	1:03:13.609		
15	3	1:54.098	24.994	24.900	<b>1:04.204</b>	265.4	40:10.303	27	3	2:08.730	27.178	28.586	1:12.966	236.8	1:05:22.339		
16	3	1:55.226	25.158	25.749	1:04.319	264.7	42:05.529	28	3	2:08.434	27.288	28.760	1:12.386	237.9	1:07:30.773		
17	3	2:45.315	<b>24.886</b>	24.712	1:55.717	264.1	44:50.844	29	3	2:08.563	27.469	28.562	1:12.532	237.9	1:09:39.336		
18	3	2:20.143	46.070	26.008	1:08.065	78.9	47:10.987	30	3	2:14.178 <b>B</b>	27.509	28.528	1:18.141	238.9	1:11:53.514		
19	3	1:54.798	25.272	24.683	1:04.843	264.7	49:05.785	31	3	3:28.812	1:47.092	28.773	1:12.947		1:15:22.326		
20	3	1:54.265	25.131	24.634	1:04.500	264.1	51:00.050	32	3	2:08.700	27.346	28.749	1:12.605	238.4	1:17:31.026		
21	3	1:55.708	25.514	24.773	1:05.421	265.4	52:55.758	33	3	2:09.387	27.499	28.868	1:13.020	240.0	1:19:40.413		
22	3	1:59.349	25.193	25.782	1:08.374	264.7	54:55.107	34	3	2:09.557	27.601	29.405	1:12.551	238.4	1:21:49.970		
23	3	1:54.810	25.091	24.830	1:04.889	265.4	56:49.917	35	3	2:08.777	27.354	28.613	1:12.810	238.9	1:23:58.747		
24	3	1:54.768	25.513	24.732	1:04.523	264.7	58:44.685	36	3	2:08.548	27.302	28.623	1:12.623	240.5	1:26:07.295		
25	3	2:00.514 <b>B</b>	25.266	24.830	1:10.418	264.1	1:00:45.199	37	3	2:08.932	27.307	28.859	1:12.766	240.5	1:28:16.227		
26	1	4:09.460	2:35.026	26.437	1:07.997		1:04:54.659	38	3	2:08.993	27.561	28.675	1:12.757	240.0	1:30:25.220		
27	1	1:58.171	25.934	25.727	1:06.510	260.2	1:06:52.830	<b>24 Nielsen Racing</b>							Oreca 07 - Gibson LMP2		
28	1	1:59.524	25.952	26.141	1:07.431	260.9	1:08:52.354	1.Naveen RAO							3.Nicky CATSBURG		
29	1	2:00.559	25.834	27.129	1:07.596	261.5	1:10:52.913	2.Matthew BELL									
30	1	2:00.060	25.967	26.653	1:07.440	262.8	1:12:52.973	1	1	3:36.361	1:59.742	27.571	1:09.048		3:36.361		
31	1	1:58.309	25.887	25.669	1:06.753	260.9	1:14:51.282	2	1	2:01.396	25.308	25.541	1:10.547	263.4	5:37.757		
32	1	2:00.706	25.924	26.086	1:08.696	261.5	1:16:51.988	3	1	2:00.964	25.615	25.918	1:09.431	264.1	7:38.721		
33	1	2:01.492	26.618	26.851	1:08.023	260.2	1:18:53.480	4	1	<del>2:25.699</del>	28.884	30.022	<del>1:26.793</del>	216.9	10:04.420		
34	1	1:59.284	26.046	26.211	1:07.027	264.1	1:20:52.764	5	1	1:58.013	25.630	25.692	1:06.691	261.5	12:02.433		
35	1	2:00.152	26.192	26.072	1:07.888	262.1	1:22:52.916	6	1	1:58.557	25.285	25.329	1:07.943	265.4	14:00.990		
36	1	2:00.409	26.126	26.168	1:08.115	264.1	1:24:53.325	7	1	1:56.616	25.240	24.905	1:06.471	265.4	15:57.606		
37	1	1:59.329	26.012	26.117	1:07.200	262.8	1:26:52.654	8	1	2:02.084 <b>B</b>	25.295	25.203	1:11.586	265.4	17:59.690		
38	1	2:11.255 <b>B</b>	26.547	27.925	1:16.783	264.7	1:29:03.909	9	3	3:34.484	1:55.625	25.854	1:13.005		21:34.174		
<b>23 Absolute Racing</b>		1.Carl Wattana BENNETT		3.Chris VAN DER DRIFT		Ferrari 296 GT3 GT		10	3	<b>1:53.421</b>	24.881	24.623	<b>1:03.917</b>	264.7	23:27.595		
2.Gregory BENNETT		1	2	4:04.235	2:14.694	31.305	1:18.236	11	3	1:57.965	25.198	<b>24.517</b>	1:08.250	264.7	25:25.560		
2	2	2:14.167	28.693	29.450	1:16.024	235.8	6:18.402	12	3	1:59.331	25.329	24.782	1:09.220	266.7	27:24.891		
3	2	2:13.199	27.835	29.243	1:16.121	236.3	8:31.601	13	3	1:53.814	<b>24.801</b>	24.574	1:04.439	266.0	29:18.705		
4	2	2:10.889	28.320	28.827	1:13.742	236.3	10:42.490	14	3	1:54.218	24.854	24.732	1:04.632	267.3	31:12.923		
5	2	2:20.745 <b>B</b>	29.438	29.779	1:21.528	237.9	13:03.235	15	3	<del>2:10.764 <b>B</b></del>	25.422	28.529	<del>1:16.813</del>	266.7	33:23.687		
6	2	3:00.732	1:14.692	29.973	1:16.067		16:03.967	16	3	4:33.899	1:52.733	26.377	2:14.789		37:57.586		
7	2	2:08.325	27.335	28.623	1:12.367	236.8	18:12.292	17	3	1:58.842	29.269	25.113	1:04.460	226.4	39:56.428		
8	2	2:08.108	27.297	28.458	1:12.353	236.8	20:20.400	18	3	1:59.750	24.999	25.013	1:09.738	266.7	41:56.178		
9	2	2:08.197	26.986	28.403	1:12.808	237.9	22:28.597	19	3	2:37.716	25.197	25.007	1:47.512	268.7	44:33.894		
10	2	2:07.854	27.230	28.335	1:12.289	237.4	24:36.451	20	3	2:30.338	52.632	31.058	1:06.648	79.1	47:04.232		
11	2	2:11.492	27.308	28.741	1:15.443	238.9	26:47.943	21	3	1:54.178	24.986	24.920	1:04.272	266.0	48:58.410		
12	2	2:15.292 <b>B</b>	27.405	28.758	1:19.129	238.9	29:03.235	22	3	2:03.528 <b>B</b>	25.294	25.360	1:12.874	266.7	51:01.938		
13	1	3:49.672	2:08.493	28.440	1:12.739		32:52.907	23	2	7:39.086	6:02.217	26.770	1:10.099		58:41.024		
14	1	2:08.002	26.982	28.333	1:12.687	237.9	35:00.909	24	2	1:56.917	25.334	25.504	1:06.079	264.7	1:00:37.941		
15	1	<del>2:07.211</del>	26.868	28.282	<del>1:12.061</del>	237.9	37:08.120	25	2	2:02.440 <b>B</b>	25.557	25.774	1:11.109	264.1	1:02:40.381		
16	1	<del>2:07.540</del>	26.913	<b>28.215</b>	<del>1:12.412</del>	238.4	39:15.660	26	2	4:18.853	2:47.862	25.678	1:05.313		1:06:59.234		
17	1	2:07.991	<b>26.866</b>	28.306	1:12.819	239.5	41:23.651	27	2	1:58.591	25.650	25.803	1:07.138	264.7	1:08:57.825		
18	1	2:18.247	26.986	28.314	1:22.947	238.4	43:41.898	28	2	1:57.639	25.463	25.565	1:06.611	266.0	1:10:55.464		
19	1	3:03.236	52.002	57.708	1:13.526	79.4	46:45.134	29	2	1:58.679	25.629	26.501	1:06.549	265.4	1:12:54.143		
20	1	2:08.071	27.419	28.410	<b>1:12.242</b>	240.5	48:53.205	30	2	1:57.382	25.589	25.502	1:06.291	266.0	1:14:51.525		
								31	2	2:00.511	25.932	26.418	1:08.161	267.3	1:16:52.036		
								32	2	1:58.469	25.801	25.824	1:06.844	265.4	1:18:50.505		











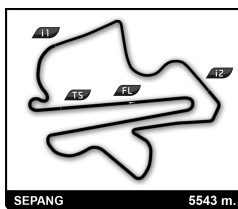
## Asian Le Mans Series 4 Hours of Sepang Free Practice 2

### Sector Analysis

Lap under Red Flag													Invalidated Lap	Personal Best	Session Best	B Crossing the pit lane
Lap	D	Time	Sector 1	Sector 2	Sector 3	T. Spd	Elapsed	Lap	D	Time	Sector 1	Sector 2	Sector 3	T. Spd	Elapsed	
41	3	1:58.938	25.727	26.323	1:06.888	270.0	1:26:40.155	9	1	2:05.471	27.153	27.578	1:10.740	239.5	36:45.852	
42	3	2:01.887 <b>B</b>	25.445	25.118	1:11.324	271.4	1:28:42.042	10	1	2:03.593	26.636	26.873	1:10.084	243.2	38:49.445	
<b>34</b>	<b>Inter Europol Competition</b> 1. Tim CRESWICK 2. Daniel ALI 3. Douwe DEDECKER LMP3							Ligier JS P320 - Nissan								
1	3	5:02.078	3:11.314	33.830	1:16.934		5:02.078	11	1	2:16.790	26.694	27.337	1:22.759	244.9	41:06.235	
2	3	2:07.546	27.333	28.721	1:11.492	234.3	7:09.624	12	1	2:19.085	26.789	<b>26.777</b>	1:25.519	242.7	43:25.320	
3	3	2:03.849	26.933	27.283	1:09.633	238.9	9:13.473	13	1	3:14.630	53.063	58.111	1:23.456	79.4	46:39.950	
4	3	2:04.611	26.775	27.102	1:10.734	238.4	11:18.084	14	1	2:03.897	26.876	27.039	1:09.982	246.6	48:43.847	
5	3	2:04.331	26.782	27.036	1:10.513	240.5	13:22.415	15	1	2:03.643	<b>26.438</b>	26.903	1:10.302	244.3	50:47.490	
6	3	2:05.357	26.830	27.486	1:11.041	240.0	15:27.772	16	1	<b>2:03.416</b>	26.513	26.789	1:10.114	249.4	52:50.906	
7	3	<b>2:03.051</b>	<b>26.636</b>	<b>26.920</b>	<b>1:09.495</b>	240.0	17:30.823	17	1	2:12.503 <b>B</b>	26.941	26.947	1:18.615	249.4	55:03.409	
8	3	2:12.311 <b>B</b>	26.725	27.396	1:18.190	240.5	19:43.134	18	3	4:36.298	2:58.417	27.584	1:10.297		59:39.707	
9	2	4:04.293	2:25.329	27.970	1:10.994		23:47.427	19	3	2:04.380	26.862	27.391	1:10.127	244.9	1:01:44.087	
10	2	<del>2:05.508</del>	27.259	<del>27.810</del>	1:10.439	237.4	25:52.935	20	3	2:05.391	26.697	27.714	1:10.980	244.3	1:03:49.478	
11	2	2:05.950	26.889	27.105	1:11.956	237.9	27:58.885	21	3	2:03.629	26.780	26.986	1:09.863	243.2	1:05:53.107	
12	2	2:05.546	27.288	27.331	1:10.927	238.4	30:04.431	22	3	2:05.374	27.704	27.362	1:10.308	242.7	1:07:58.481	
13	2	2:04.624	26.834	27.092	1:10.698	239.5	32:09.055	23	3	2:03.709	26.758	27.037	1:09.914	245.5	1:10:02.190	
14	2	2:05.966	26.897	27.125	1:11.944	240.0	34:15.021	24	3	2:03.870	26.641	27.143	1:10.086	244.9	1:12:06.060	
15	2	2:04.416	26.897	27.248	1:10.271	241.1	36:19.437	25	3	<del>2:05.492</del>	26.795	<del>26.856</del>	1:11.841	242.7	1:14:11.552	
16	2	2:05.335	27.263	27.244	1:10.828	240.5	38:24.772	26	3	2:05.214	26.697	27.646	1:10.871	245.5	1:16:16.766	
17	2	2:06.874	27.005	27.713	1:12.156	237.4	40:31.646	27	3	2:03.960	26.928	27.024	1:10.008	244.3	1:18:20.726	
18	2	2:03.999	26.883	27.129	1:09.987	239.5	42:35.645	28	3	<del>2:15.902</del> <b>B</b>	26.767	<del>27.207</del>	1:21.928	245.5	1:20:36.628	
19	2	3:21.648 <b>B</b>	27.101	41.837	2:12.710	241.1	45:57.293	29	1	4:50.830 <b>B</b>	3:02.236	28.609	1:19.985		1:25:27.458	
20	1	4:52.456	3:04.919	30.848	1:16.689		50:49.749	30	2	3:47.478	2:08.116	27.880	1:11.482		1:29:14.936	
21	1	2:11.686	28.160	29.425	1:14.101	235.8	53:01.435	31	2	<del>2:06.279</del>	27.114	<del>28.332</del>	1:10.833	239.5	1:31:21.215	
22	1	2:09.278	27.590	27.931	1:13.757	236.3	55:10.713	<b>42</b>	<b>Prime Speed Sport</b> 1. Rene Heremana MALMEZ 2. Nicholas FOSTER Lamborghini Huracan GT3 EVO2 GT							
23	1	2:08.374	27.590	27.903	1:12.881	236.3	57:19.087	1	1	4:02.392	2:10.526	31.991	1:19.875		4:02.392	
24	1	2:10.093	27.799	27.862	1:14.432	236.8	59:29.180	2	1	2:14.086	28.966	29.871	1:15.249	234.3	6:16.478	
25	1	2:08.340	27.600	28.167	1:12.573	236.8	1:01:37.520	3	1	2:22.544	31.076	30.088	1:21.380	227.4	8:39.022	
26	1	2:14.069	27.752	28.481	1:17.836	236.3	1:03:51.589	4	1	2:14.611	27.896	31.459	1:15.256	232.8	10:53.633	
27	1	2:09.759	27.731	28.843	1:13.185	237.9	1:06:01.348	5	1	2:09.848	27.681	28.904	1:13.263	234.3	13:03.481	
28	1	2:07.285	27.841	27.599	1:11.845	236.3	1:08:08.633	6	1	2:09.858	27.791	<b>28.792</b>	1:13.275	234.8	15:13.339	
29	1	2:46.905 <b>B</b>	27.380	27.685	1:51.840	237.4	1:10:55.538	7	1	2:10.437	28.078	28.828	1:13.531	235.3	17:23.776	
30	1	<del>5:45.211</del>	3:55.491	<del>33.557</del>	1:16.163		1:16:40.749	8	1	2:20.984	29.261	32.655	1:19.068	235.8	19:44.760	
31	1	2:08.046	27.828	27.539	1:12.679	235.8	1:18:48.795	9	1	2:19.472 <b>B</b>	27.539	28.795	1:23.138	235.8	22:04.232	
32	1	2:08.876	27.561	28.321	1:12.994	237.4	1:20:57.671	10	1	3:29.468 <b>B</b>	1:34.754	29.846	1:24.868		25:33.700	
33	1	2:07.222	27.636	27.654	1:11.932	236.8	1:23:04.893	11	1	3:59.014	2:15.837	29.202	1:13.975		29:32.714	
34	1	2:16.580	27.476	29.734	1:19.370	237.9	1:25:21.473	12	1	2:11.864	27.993	29.252	1:14.619	234.3	31:44.578	
35	1	2:12.793	27.627	28.438	1:16.728	237.9	1:27:34.266	13	1	2:13.940	29.683	29.485	1:14.772	225.9	33:58.518	
36	1	2:06.551	27.404	27.790	1:11.357		1:29:40.817	14	1	2:13.717	28.110	29.268	1:16.339	235.3	36:12.235	
37	1	2:07.207	27.536	27.653	1:12.018	240.5	1:31:48.024	15	1	2:12.883	27.958	29.120	1:15.805	233.8	38:25.118	
								16	1	2:14.648	28.072	29.614	1:16.962	232.8	40:39.766	
								17	1	2:16.681	28.894	30.488	1:17.299	218.2	42:56.447	
								18	1	3:17.454	37.717	57.757	1:41.980	233.8	46:13.901	
								19	1	2:14.659	28.661	29.482	1:16.516	226.9	48:28.560	
								20	1	2:14.850	28.631	30.020	1:16.199	235.3	50:43.410	
								21	1	2:12.695	28.140	29.344	1:15.211	232.3	52:56.105	
								22	1	2:14.686	28.019	29.324	1:17.343	234.3	55:10.791	
								23	1	2:15.385	29.296	30.286	1:15.803	227.4	57:26.176	
								24	1	2:13.235	28.053	29.342	1:15.840	233.8	59:39.411	
								25	1	2:14.319	28.754	29.657	1:15.908	217.3	1:01:53.730	
								26	1	2:17.966	28.026	30.033	1:19.907	232.8	1:04:11.696	
								27	1	2:13.707	28.326	29.770	1:15.611	232.8	1:06:25.403	

<b>35 Ultimate</b> 1. Stéphane LEMERET 2. Matteo QUINTARELLI 3. Bence VALINT LMP3							Ligier JS P320 - Nissan						
1	2	7:15.047	5:30.263	29.885	1:14.899		7:15.047						
2	2	2:05.123	27.205	27.400	1:10.518	241.1	9:20.170						
3	2	2:04.560	27.428	27.107	1:10.025	244.9	11:24.730						
4	2	2:10.911	28.541	29.287	1:13.083	222.7	13:35.641						
5	2	2:04.523	26.746	27.032	1:10.745	243.2	15:40.164						
6	2	<del>2:04.016</del>	26.961	<del>27.261</del>	<b>1:09.794</b>	245.5	17:44.180						
7	2	2:28.310 <b>B</b>	28.723	30.359	1:29.228	222.2	20:12.490						
8	1	14:27.891	...	29.859	1:13.322		34:40.381						



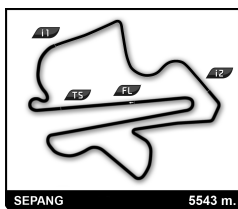


## Asian Le Mans Series 4 Hours of Sepang Free Practice 2

### Sector Analysis

Lap under Red Flag								Invalidated Lap		Personal Best		Session Best		B Crossing the pit lane	
Lap	D	Time	Sector 1	Sector 2	Sector 3	T. Spd	Elapsed	Lap	D	Time	Sector 1	Sector 2	Sector 3	T. Spd	Elapsed
28	1	2:46.003	28.222	1:01.047	1:16.734	235.3	1:09:11.406	2	2	2:06.523	27.301	27.646	1:11.576	238.9	4:31.659
29	1	2:13.965	28.597	30.008	1:15.360	233.3	1:11:25.371	3	2	2:04.691	26.925	27.434	1:10.332	241.6	6:36.350
30	1	2:15.386	28.190	29.800	1:17.396	234.3	1:13:40.757	4	2	2:08.669	27.614	28.153	1:12.902	242.7	8:45.019
31	1	2:15.719	28.017	29.901	1:17.801	234.3	1:15:56.476	5	2	<del>2:05.004</del>	27.076	<del>27.526</del>	1:10.402	241.6	10:50.023
32	1	2:25.290	28.031	29.962	1:27.297	233.8	1:18:21.766	6	2	2:07.123	27.625	27.534	1:11.964	241.1	12:57.146
33	3	6:44.287	4:59.555	28.973	1:15.759		1:25:06.053	7	2	2:05.063	27.149	27.439	1:10.475	241.1	15:02.209
34	3	<b>2:09.633</b>	27.610	28.920	<b>1:13.103</b>		1:27:15.686	8	2	2:05.874	27.143	27.686	1:11.045	246.6	17:08.083
35	3	2:09.806	<b>27.466</b>	28.885	1:13.455	235.3	1:29:25.492	9	2	2:05.767	27.034	27.438	1:11.295	242.7	19:13.850
36	3	2:09.794	27.567	28.914	1:13.313	236.8	1:31:35.286	10	2	2:18.578	<b>27.048</b>	27.458	1:24.072	242.7	21:32.428
<b>43</b> Inter Europol Competition Ligier JS P320 - Nissan LMP3 1. Steve BROOKS 3. Mikkel KRISTENSEN 2. Kevin RABIN								11 1 4:05.638 2:22.104 30.112 1:13.422 242.7 25:38.066							
1	2	2:36.733	49.885	29.980	1:16.868		2:36.733	12	1	2:07.939	27.548	28.127	1:12.264	240.0	27:46.005
2	2	2:09.430	28.603	28.256	1:12.571	213.0	4:46.163	13	1	2:08.886	27.513	28.272	1:13.101	240.0	29:54.891
3	2	<del>2:05.901</del>	27.394	<del>27.644</del>	1:10.863	240.5	6:52.064	14	1	2:08.822	27.208	28.042	1:13.572	242.7	32:03.713
4	2	2:07.734	27.711	27.872	1:12.151	241.1	8:59.798	15	1	2:07.553	27.427	28.124	1:12.002	240.5	34:11.266
5	2	2:06.679	27.225	28.019	1:11.435	241.6	11:06.477	16	1	2:07.321	27.113	28.093	1:12.115	243.2	36:18.587
6	2	2:04.259	27.038	27.133	1:10.088	242.7	13:10.736	17	1	2:09.574	28.332	28.597	1:12.645	242.2	38:28.161
7	2	<del>2:10.388</del>	26.931	27.173	<del>1:16.284</del>	242.2	15:21.124	18	1	2:09.264	27.317	28.187	1:13.760	242.2	40:37.425
8	1	6:52.044	5:02.011	32.797	1:17.236		22:13.168	19	1	2:18.093	<b>27.250</b>	27.870	1:22.973	241.6	42:55.518
9	1	2:08.750	27.872	28.044	1:12.834	237.4	24:21.918	20	1	6:14.826	4:32.025	29.396	1:13.405		49:10.344
10	1	2:08.202	27.595	27.963	1:12.644	236.3	26:30.120	21	1	2:08.489	27.545	27.946	1:12.998	241.1	51:18.833
11	1	2:10.083	27.606	28.031	1:14.446	236.8	28:40.203	22	1	2:08.572	27.431	28.091	1:13.050	242.2	53:27.405
12	1	2:09.989	27.906	27.909	1:14.174	238.4	30:50.192	23	1	2:08.367	27.315	27.943	1:13.109	240.0	55:35.772
13	1	2:07.067	27.503	27.733	1:11.831	235.8	32:57.259	24	1	2:10.215	27.761	28.831	1:13.623	242.7	57:45.987
14	1	2:07.008	27.572	27.762	1:11.674	236.8	35:04.267	25	1	2:10.819	27.383	28.691	1:14.745	241.6	59:56.806
15	1	2:06.984	27.547	27.549	1:11.888	240.0	37:11.251	26	1	2:08.979	27.168	28.492	1:13.319	243.2	1:02:05.785
16	1	2:08.152	27.507	27.998	1:12.647	239.5	39:19.403	27	1	2:11.766	27.645	28.196	1:15.925	242.7	1:04:17.551
17	1	2:05.957	26.961	27.659	1:11.337	242.2	41:25.360	28	1	2:08.687	27.912	28.341	1:12.434	240.5	1:06:26.238
18	1	2:36.644	<b>27.210</b>	27.897	1:41.537	240.5	44:02.004	29	1	2:19.304	<b>28.209</b>	29.592	1:21.503	241.1	1:08:45.542
19	3	3:59.443	2:19.879	28.100	1:11.464		48:01.447	30	2	3:57.116	2:17.387	28.292	1:11.437		1:12:42.658
20	3	<del>2:06.134</del>	27.570	<del>28.386</del>	1:10.178	240.5	50:07.581	31	2	2:03.636	27.101	<b>27.052</b>	<b>1:09.483</b>	241.1	1:14:46.294
21	3	2:08.204	27.432	27.729	1:13.043	240.0	52:15.785	32	2	2:07.255	27.139	27.458	1:12.658	241.6	1:16:53.549
22	3	2:32.365	27.185	27.304	1:37.876	242.7	54:48.150	33	2	2:04.107	26.796	27.196	1:10.115	244.9	1:18:57.656
23	3	2:10.208	27.322	28.556	1:14.330	242.2	56:58.358	34	2	<b>2:03.582</b>	26.728	27.096	1:09.758	243.2	1:21:01.238
24	3	<del>2:06.264</del>	27.319	<del>27.663</del>	1:11.282	240.0	59:04.622	35	2	2:04.648	26.921	27.267	1:10.460		1:23:05.886
25	3	<del>2:04.847</del>	27.087	<del>27.438</del>	1:10.322	241.6	1:01:09.469	36	2	2:06.124	26.965	27.972	1:11.187	244.3	1:25:12.010
26	3	<del>2:14.053</del>	27.386	<del>27.538</del>	<del>1:19.129</del>	240.5	1:03:23.522	37	2	2:10.862	<b>26.666</b>	27.115	1:17.081	244.9	1:27:22.872
27	2	4:05.109	2:20.202	33.860	1:11.047		1:07:28.631	38	2	4:16.814	<b>2:03.474</b>	31.784	1:41.556		1:31:39.686
28	2	2:04.163	26.955	27.590	<b>1:09.618</b>	241.1	1:09:32.794	<b>50</b> AF Corse Oreca 07 - Gibson LMP2 1. Jeremy CLARKE 3. Olivier PLA 2. Patrick BYRNE							
29	2	2:06.753	26.985	27.787	1:11.981	242.2	1:11:39.547	1	1	3:58.895	2:21.401	28.338	1:09.156		3:58.895
30	2	<b>2:03.875</b>	<b>26.623</b>	27.106	1:10.146	240.5	1:13:43.422	2	1	2:01.456	26.145	26.049	1:09.262	262.1	6:00.351
31	2	2:06.255	26.808	28.285	1:11.162	242.2	1:15:49.677	3	1	1:55.220	25.248	24.811	1:05.161	263.4	7:55.571
32	2	2:04.374	26.886	<b>27.079</b>	1:10.409	239.5	1:17:54.051	4	1	<b>1:54.022</b>	<b>24.852</b>	<b>24.803</b>	<b>1:04.367</b>	263.4	9:49.593
33	2	2:11.698	26.986	27.336	1:17.376	242.7	1:20:05.749	5	1	2:03.870	<b>24.856</b>	25.727	1:13.287	265.4	11:53.463
34	1	4:07.634	2:19.927	30.987	1:16.720		1:24:13.383	6	1	3:10.350	1:37.759	26.261	1:06.330		15:03.813
35	1	2:33.589	27.696	48.877	1:17.016	236.8	1:26:46.972	7	1	1:55.649	25.420	25.073	1:05.156	264.7	16:59.462
36	1	2:09.702	27.989	28.640	1:13.073	239.5	1:28:56.674	8	1	1:57.331	25.314	24.974	1:07.043	263.4	18:56.793
37	1	2:14.244	28.272	29.383	1:16.589	241.1	1:31:10.918	9	1	1:58.399	25.931	25.589	1:06.879	263.4	20:55.192
<b>49</b> High Class Racing Ligier JS P320 - Nissan LMP3 1. Mark PATTERSON 3. Seth LUCAS 2. Anders FJORBACH								10	1	1:57.529	25.420	25.137	1:06.972	265.4	22:52.721
1	2	2:25.136	41.918	29.117	1:14.101		2:25.136	11	1	1:56.110	25.761	25.225	1:05.124	264.7	24:48.831
								12	1	<del>1:58.281</del>	25.386	<del>26.349</del>	1:06.546	264.7	26:47.112
								13	1	1:57.129	25.368	25.313	1:06.448	262.8	28:44.241



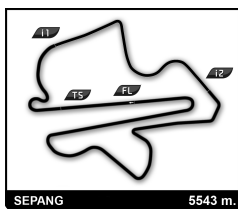


## Asian Le Mans Series 4 Hours of Sepang Free Practice 2

### Sector Analysis

Lap under Red Flag											Invalidated Lap	Personal Best	Session Best	B Crossing the pit lane	
Lap	D	Time	Sector 1	Sector 2	Sector 3	T. Spd	Elapsed	Lap	D	Time	Sector 1	Sector 2	Sector 3	T. Spd	Elapsed
14	1	<del>2:08.187</del> B	25.559	<del>26.919</del>	1:15.718	265.4	30:52.428	24	3	2:07.320	27.087	28.222	1:12.011	236.3	58:04.813
15	2	4:01.241	2:26.048	26.401	1:08.792		34:53.669	25	3	2:08.835	27.187	28.257	1:13.391	237.4	1:00:13.648
16	2	1:59.688	25.626	25.531	1:08.531	262.8	36:53.357	26	3	2:14.449 B	27.355	28.447	1:18.647	238.4	1:02:28.097
17	2	1:59.398	25.977	25.235	1:08.186	265.4	38:52.755	27	1	8:34.476	6:48.203	30.220	1:16.053		1:11:02.573
18	2	2:00.743	25.650	26.056	1:09.037	264.7	40:53.498	28	1	2:13.427	28.126	29.174	1:16.127	235.3	1:13:16.000
19	2	2:03.257	27.248	26.455	1:09.554	262.8	42:56.755	29	1	2:11.650	27.808	29.335	1:14.507	235.8	1:15:27.650
20	2	3:11.842	34.062	58.896	1:38.884	264.1	46:08.597	30	1	2:10.931	27.753	29.009	1:14.169	236.3	1:17:38.581
21	2	2:21.519	45.700	27.850	1:07.969	264.1	48:30.116	31	1	2:12.927	27.764	29.322	1:15.841	237.4	1:19:51.508
22	2	2:00.441	26.251	26.395	1:07.795	265.4	50:30.557	32	1	2:14.575	28.434	30.012	1:16.129	239.5	1:22:06.083
23	2	1:59.857	25.580	26.562	1:07.715	267.3	52:30.414	33	1	2:12.430	27.777	29.195	1:15.458		1:24:18.513
24	2	1:59.041	25.482	25.264	1:08.295	265.4	54:29.455	34	1	2:10.636	27.604	29.046	1:13.986		1:26:29.149
25	2	2:06.771 B	25.747	26.543	1:14.481	265.4	56:36.226	35	1	2:10.536	27.596	29.126	1:13.814	238.9	1:28:39.685
26	3	3:41.361	2:09.498	25.669	1:06.194		1:00:17.587	36	1	2:10.534	27.832	29.174	1:13.528	240.5	1:30:50.219
27	3	1:58.472	25.330	26.290	1:06.852	266.0	1:02:16.059	<b>57</b> Car Guy 1.Yudai UCHIDA 2.Esteban MASSON 3.Daniel SERRA Ferrari 296 GT3 GT							
28	3	2:08.080 B	25.892	25.134	1:17.054	264.7	1:04:24.139	1	1	4:21.448	2:20.170	36.356	1:24.922		4:21.448
29	3	4:37.769	3:01.817	28.172	1:07.780		1:09:01.908	2	1	2:22.393	29.321	32.360	1:20.712	234.3	6:43.841
30	3	1:58.131	25.462	25.456	1:07.213	263.4	1:11:00.039	3	1	2:08.936	27.692	28.223	1:13.021	236.8	8:52.777
31	3	1:56.525	25.376	25.392	1:05.757	264.1	1:12:56.564	4	1	2:06.997	27.296	28.036	1:11.665	237.4	10:59.774
32	3	1:56.370	25.471	25.545	1:05.354	264.7	1:14:52.934	5	1	2:07.552	27.323	28.270	1:11.959	238.4	13:07.326
33	3	<del>1:59.879</del>	25.468	25.644	<del>1:08.767</del>	264.1	1:16:52.813	6	1	2:08.408	27.294	28.082	1:13.032	238.4	15:15.734
34	3	1:58.007	25.770	25.768	1:06.469	266.0	1:18:50.820	7	1	2:08.480	27.246	28.302	1:12.932	238.4	17:24.214
35	3	1:59.481	25.843	26.135	1:07.503	266.0	1:20:50.301	8	1	<del>2:08.652</del>	27.445	28.394	<del>1:12.819</del>	238.9	19:32.866
36	3	1:58.875	25.461	27.354	1:06.060	266.7	1:22:49.176	9	1	2:10.573	27.313	28.630	1:14.630	239.5	21:43.439
37	3	1:56.118	25.210	25.310	1:05.598	266.7	1:24:45.294	10	1	2:14.999 B	27.323	28.318	1:19.358	238.4	23:58.438
38	3	1:58.125	25.362	26.236	1:06.527	266.0	1:26:43.419	11	2	3:09.235	1:29.464	27.939	1:11.832		27:07.673
39	3	1:57.727	25.569	26.096	1:06.062	267.3	1:28:41.146	12	2	2:07.838	<b>26.890</b>	29.415	1:11.533	237.9	29:15.511
40	3	1:58.974	26.036	25.650	1:07.288	266.0	1:30:40.120	13	2	<del>2:06.650</del>	26.978	<del>27.960</del>	1:11.712	238.4	31:22.161
<b>51</b> AF Corse 1.Custodio TOLEDO 2.Cedric SBIRRAZZOULI 3.Riccardo AGOSTINI Ferrari 296 GT3 GT															
1	1	4:09.802	2:20.353	31.878	1:17.571		4:09.802	14	2	2:06.477	27.058	27.883	1:11.536	238.4	33:28.638
2	1	2:07.698	27.182	28.521	1:11.995	237.4	6:17.500	15	2	<b>2:06.416</b>	27.205	<b>27.853</b>	<b>1:11.358</b>	237.9	35:35.054
3	1	2:07.671	27.287	28.069	1:12.315	239.5	8:25.171	16	2	2:06.832	27.064	28.092	1:11.676	238.9	37:41.886
4	1	<del>2:06.949</del>	27.046	<del>28.039</del>	1:11.870	238.9	10:32.120	17	2	2:07.206	27.538	28.016	1:11.652	239.5	39:49.092
5	1	2:07.136	27.041	28.344	1:11.751	238.4	12:39.256	18	2	2:10.517	27.182	28.100	1:15.235	239.5	41:59.609
6	1	2:11.795	27.322	28.572	1:15.901	240.5	14:51.051	19	2	2:58.185 B	27.095	28.032	2:03.058	238.4	44:57.794
7	1	2:08.505	27.074	28.412	1:13.019	237.9	16:59.556	20	3	3:35.583	1:48.672	29.903	1:17.008		48:33.377
8	1	2:15.405 B	27.378	28.398	1:19.629	237.4	19:14.961	21	3	2:09.338	27.483	28.464	1:13.391	240.0	50:42.715
9	2	3:22.687	1:40.249	28.639	1:13.799		22:37.648	22	3	<del>2:08.018</del>	27.303	28.560	<del>1:12.155</del>	239.5	52:50.733
10	2	2:07.602	26.986	28.003	1:12.613	238.4	24:45.250	23	3	2:10.397	27.792	28.321	1:14.284	240.5	55:01.130
11	2	2:07.735	27.071	28.158	1:12.506	235.3	26:52.985	24	3	2:07.869	27.279	28.456	1:12.134	239.5	57:08.999
12	2	2:06.834	<b>26.976</b>	27.957	1:11.901	239.5	28:59.819	25	3	2:08.417	27.285	28.340	1:12.792	238.4	59:17.416
13	2	2:08.256	27.083	28.133	1:13.040	237.4	31:08.075	26	3	2:08.233	27.364	28.367	1:12.502	240.0	1:01:25.649
14	2	<b>2:06.540</b>	27.080	<b>27.795</b>	<b>1:11.665</b>	236.3	33:14.615	27	3	2:08.064	27.282	28.294	1:12.488	238.9	1:03:33.713
15	2	2:08.369	27.118	28.249	1:13.002	238.9	35:22.984	28	3	2:08.943	27.544	28.471	1:12.928	238.9	1:05:42.656
16	2	2:07.745	27.076	28.073	1:12.596	237.9	37:30.729	29	3	2:08.075	27.420	28.331	1:12.324	237.9	1:07:50.731
17	2	<del>2:07.694</del>	27.548	<del>28.098</del>	1:12.048	225.0	39:38.423	30	3	2:17.438 B	27.337	28.383	1:21.718	238.9	1:10:08.169
18	2	2:07.391	27.121	28.349	1:11.921	238.4	41:45.814	<b>60</b> Proton Competition 1.Claudio SCHIAVONI 2.Matteo CRESSONI 3.Alessio PICARIELLO Porsche 911 GT3 R GT							
19	2	2:43.491 B	27.202	28.235	1:48.054	236.3	44:29.305	1	1	12:33.551	...	32.069	1:18.915		12:33.551
20	3	5:05.460	3:22.420	29.319	1:13.721		49:34.765	2	1	2:14.051	28.293	29.785	1:15.973	231.8	14:47.602
21	3	2:07.101	27.069	28.200	1:11.832	237.9	51:41.866	3	1	2:12.279	27.908	29.710	1:14.661	231.8	16:59.881
22	3	2:07.470	27.200	28.208	1:12.062	241.1	53:49.336	4	1	2:10.472	27.777	28.965	1:13.730	232.3	19:10.353
23	3	2:08.157	27.083	28.504	1:12.570	238.9	55:57.493								

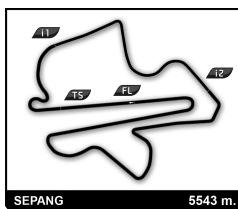




## Asian Le Mans Series 4 Hours of Sepang Free Practice 2

### Sector Analysis

Lap under Red Flag												Invalidated Lap												Personal Best												Session Best												Crossing the pit lane											
Lap	D	Time	Sector 1	Sector 2	Sector 3	T. Spd	Elapsed	Lap	D	Time	Sector 1	Sector 2	Sector 3	T. Spd	Elapsed	Lap	D	Time	Sector 1	Sector 2	Sector 3	T. Spd	Elapsed	Lap	D	Time	Sector 1	Sector 2	Sector 3	T. Spd	Elapsed	Lap	D	Time	Sector 1	Sector 2	Sector 3	T. Spd	Elapsed																				
5	1	2:10.718	27.668	28.683	1:14.367	233.3	21:21.071	4	3	2:11.933	28.560	29.184	1:14.189	219.5	9:33.878	12	3	2:06.558	27.089	27.926	1:11.543	236.3	38:16.049	11	1	2:07.979	27.440	28.147	1:12.392	234.8	31:19.539	12	1	2:08.607	27.744	28.255	1:12.608	235.8	33:28.146																				
6	1	2:10.265	27.585	28.652	1:14.028	233.8	23:31.336	5	3	2:31.969	27.785	28.687	1:35.497	234.8	12:05.847	13	1	2:18.985	28.894	28.534	1:21.557	184.0	35:47.131	11	2	2:08.305	27.209	28.185	1:12.911	234.8	42:34.091	12	2	2:08.305	27.209	28.185	1:12.911	234.8	42:34.091																				
7	1	2:10.189	27.699	28.869	1:13.621	233.8	25:41.525	6	1	8:05.342	6:19.329	30.446	1:15.567	234.8	20:11.189	14	2	4:38.655	2:57.160	28.661	1:12.834		40:25.786	12	2	2:08.305	27.209	28.185	1:12.911	234.8	42:34.091	13	1	2:18.985	28.894	28.534	1:21.557	184.0	35:47.131																				
8	1	2:10.204	27.639	28.824	1:13.741	234.3	27:51.729	7	1	2:12.960	28.385	28.930	1:15.645	231.3	22:24.149	15	2	2:08.305	27.209	28.185	1:12.911	234.8	42:34.091	13	2	2:09.034	27.619	28.657	1:12.758	231.3	47:58.016	14	2	4:38.655	2:57.160	28.661	1:12.834		40:25.786																				
9	1	2:20.779	27.741	29.126	1:23.912	234.3	30:12.508	8	1	2:08.579	27.645	28.534	1:12.400	233.8	24:32.728	16	2	3:14.891	27.394	39.964	2:07.533	233.8	45:48.982	14	2	2:09.034	27.619	28.657	1:12.758	231.3	47:58.016	15	2	2:08.305	27.209	28.185	1:12.911	234.8	42:34.091																				
10	3	3:50.358	2:09.206	29.092	1:12.060		34:02.866	9	1	2:30.661	27.665	28.412	1:34.584	233.8	27:03.389	17	2	2:09.034	27.619	28.657	1:12.758	231.3	47:58.016	15	2	2:08.993	27.557	28.458	1:12.978	235.8	52:15.544	16	2	3:14.891	27.394	39.964	2:07.533	233.8	45:48.982																				
11	3	2:06.625	27.015	27.888	1:11.722	234.8	36:09.491	10	1	2:08.171	27.756	28.229	1:12.186	234.3	29:11.560	18	2	2:08.535	27.435	28.413	1:12.687	234.3	50:06.551	16	2	2:08.993	27.557	28.458	1:12.978	235.8	52:15.544	17	2	2:09.034	27.619	28.657	1:12.758	231.3	47:58.016																				
12	3	2:06.558	27.089	27.926	1:11.543	236.3	38:16.049	11	1	2:07.979	27.440	28.147	1:12.392	234.8	31:19.539	19	2	2:08.993	27.557	28.458	1:12.978	235.8	52:15.544	17	2	2:08.993	27.557	28.458	1:12.978	235.8	52:15.544	18	2	2:08.535	27.435	28.413	1:12.687	234.3	50:06.551																				
<b>74</b> Kessel Racing Ferrari 296 GT3 GT																																																											
1.Dustin Scott BLATTNER 3.Dennis MARSCHALL																																																											
2.Ben TUCK																																																											
1	2	3:02.814	1:12.188	30.918	1:19.708		3:02.814	15	2	2:08.305	27.209	28.185	1:12.911	234.8	42:34.091	19	2	2:08.993	27.557	28.458	1:12.978	235.8	52:15.544	17	2	2:08.993	27.557	28.458	1:12.978	235.8	52:15.544	20	2	2:09.544	28.102	28.426	1:13.016	234.8	54:25.088																				
2	2	2:10.511	27.043	28.376	1:15.092	239.5	5:13.325	16	2	3:14.891	27.394	39.964	2:07.533	233.8	45:48.982	20	2	2:09.544	28.102	28.426	1:13.016	234.8	54:25.088	17	2	2:09.034	27.619	28.657	1:12.758	231.3	47:58.016	21	2	2:09.891	27.539	28.222	1:14.130	235.8	56:34.979																				
3	2	2:06.228	27.047	27.950	1:11.231	241.6	7:19.553	17	2	2:09.034	27.619	28.657	1:12.758	231.3	47:58.016	21	2	2:09.891	27.539	28.222	1:14.130	235.8	56:34.979	18	2	2:08.535	27.435	28.413	1:12.687	234.3	50:06.551	22	2	2:09.124	27.566	28.439	1:13.119	233.8	58:44.103																				
4	2	2:07.764	27.093	29.292	1:11.379	241.1	9:27.317	18	2	2:08.535	27.435	28.413	1:12.687	234.3	50:06.551	22	2	2:09.124	27.566	28.439	1:13.119	233.8	58:44.103	18	2	2:08.535	27.435	28.413	1:12.687	234.3	50:06.551	22	2	2:09.124	27.566	28.439	1:13.119	233.8	58:44.103																				
5	2	2:05.953	26.757	27.738	1:11.458	240.5	11:33.270	19	2	2:08.993	27.557	28.458	1:12.978	235.8	52:15.544	23	2	2:14.901	27.548	28.559	1:18.794	235.3	1:00:59.004	19	2	2:08.993	27.557	28.458	1:12.978	235.8	52:15.544	23	2	2:14.901	27.548	28.559	1:18.794	235.3	1:00:59.004																				
6	2	2:07.122	26.954	27.872	1:12.296	241.6	13:40.392	20	2	2:09.544	28.102	28.426	1:13.016	234.8	54:25.088	24	3	5:09.331	3:22.989	28.959	1:17.383		1:06:08.335	20	2	2:09.544	28.102	28.426	1:13.016	234.8	54:25.088	24	3	5:09.331	3:22.989	28.959	1:17.383		1:06:08.335																				
7	2	2:08.037	26.881	28.372	1:12.784	241.6	15:48.429	21	2	2:09.891	27.539	28.222	1:14.130	235.8	56:34.979	25	3	2:08.834	27.459	28.517	1:12.858	235.3	1:08:17.169	21	2	2:08.037	26.881	28.372	1:12.784	241.6	15:48.429	25	3	2:08.834	27.459	28.517	1:12.858	235.3	1:08:17.169																				
8	2	2:06.618	27.229	27.962	1:11.427	239.5	17:55.047	22	2	2:09.124	27.566	28.439	1:13.119	233.8	58:44.103	26	3	2:10.618	27.493	28.253	1:14.872	235.3	1:10:27.787	22	2	2:06.618	27.229	27.962	1:11.427	239.5	17:55.047	26	3	2:10.618	27.493	28.253	1:14.872	235.3	1:10:27.787																				
9	2	2:06.690	26.955	28.130	1:11.605	240.0	20:01.737	23	2	2:14.901	27.548	28.559	1:18.794	235.3	1:00:59.004	27	3	2:08.325	27.521	28.394	1:12.410	235.8	1:12:36.112	23	2	2:06.690	26.955	28.130	1:11.605	240.0	20:01.737	27	3	2:08.325	27.521	28.394	1:12.410	235.8	1:12:36.112																				
10	2	2:06.942	27.091	28.090	1:11.761	241.6	22:08.679	24	3	5:09.331	3:22.989	28.959	1:17.383		1:06:08.335	28	3	2:08.834	27.459	28.517	1:12.858	235.3	1:08:17.169	24	2	2:06.942	27.091	28.090	1:11.761	241.6	22:08.679	28	3	2:08.834	27.459	28.517	1:12.858	235.3	1:08:17.169																				
11	2	2:07.049	27.085	28.122	1:11.842	241.1	24:15.728	25	3	2:08.834	27.459	28.517	1:12.858	235.3	1:08:17.169	29	3	2:10.291	27.596	28.546	1:14.149	234.8	1:16:54.761	25	2	2:07.049	27.085	28.122	1:11.842	241.1	24:15.728	29	3	2:10.291	27.596	28.546	1:14.149	234.8	1:16:54.761																				
12	2	2:12.644	26.946	28.073	1:17.625	241.1	26:28.372	26	3	2:10.618	27.493	28.253	1:14.872	235.3	1:10:27.787	30	3	2:08.915	27.779	28.421	1:12.715	235.3	1:19:03.676	26	2	2:12.644	26.946	28.073	1:17.625	241.1	26:28.372	30	3	2:08.915	27.779	28.421	1:12.715	235.3	1:19:03.676																				
13	3	3:23.614	1:42.145	28.655	1:12.814		29:51.986	27	3	2:08.325	27.521	28.394	1:12.410	235.8	1:12:36.112	31	3	2:08.311	27.407	28.359	1:12.545	233.8	1:21:11.987	27	3	3:23.614	1:42.145	28.655	1:12.814		29:51.986	31	3	2:08.311	27.407	28.359	1:12.545	233.8	1:21:11.987																				
14	3	2:08.033	27.097	28.438	1:12.498	240.0	32:00.019	28	3	2:08.358	27.591	28.332	1:12.435	234.8	1:14:44.470	32	3	2:13.996	27.604	28.455	1:17.937	234.8	1:23:25.983	28	3	2:08.033	27.097	28.438	1:12.498	240.0	32:00.019	32	3	2:13.996	27.604	28.455	1:17.937	234.8	1:23:25.983																				
15	3	2:07.587	27.092	28.250	1:12.245	241.1	34:07.606	29	3	2:10.291	27.596	28.546	1:14.149	234.8	1:16:54.761	33	2	3:49.677	2:01.593	29.053	1:19.031		1:27:15.660	29	3	2:07.587	27.092	28.250	1:12.245	241.1	34:07.606	33	2	3:49.677	2:01.593	29.053	1:19.031		1:27:15.660																				
16	3	2:07.943	27.291	28.255	1:12.397	240.5	36:15.549	30	3	2:08.915	27.779	28.421	1:12.715	235.3	1:19:03.676	34	3	2:08.311	27.407	28.359	1:12.545	233.8	1:21:11.987	16	3	2:07.943	27.291	28.255	1:12.397	240.5	36:15.549	34	3	2:08.311	27.407	28.359	1:12.545	233.8	1:21:11.987																				
17	3	2:08.242	27.229	28.298	1:12.715	240.5	38:23.791	31	3	2:08.311	27.407	28.359	1:12.545	233.8	1:21:11.987	35	1	2:15.624	27.716	29.571	1:18.337	239.5	1:22:09.234	17	3	2:08.242	27.229	28.298	1:12.715	240.5	38:23.791	35	1	2:15.624	27.716	29.571	1:18.337	239.5	1:22:09.234																				
18	3	2:09.644	27.219	28.283	1:14.142	240.0	40:33.435	32	3	2:13.996	27.604	28.455	1:17.937	234.8	1:23:25.983	36	1	2:18.152	27.567	29.062	1:21.523	239.5	1:24:27.386	18	3	2:09.644	27.219	28.283	1:14.142	240.0	40:33.435	36	1	2:18.152	27.567	29.062	1:21.523	239.5	1:24:27.386																				
19	3	2:08.162	27.439	28.512	1:12.211	240.5	42:41.597	33	2	3:49.677	2:01.593	29.053	1:19.031		1:27:15.660	37	1	2:18.152	27.567	29.062	1:21.523	239.5	1:24:27.386	19	3	2:08.162	27.439	28.512	1:12.211	240.5	42:41.597	37	1	2:18.152	27.567	29.062	1:21.523	239.5	1:24:27.386																				
20	3	3:13.83																																																									

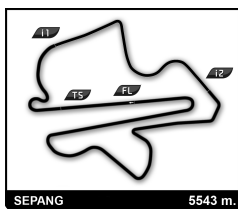


## Asian Le Mans Series 4 Hours of Sepang Free Practice 2

### Sector Analysis

Lap under Red Flag							Invalidated Lap		Personal Best		Session Best		B Crossing the pit lane		
Lap	D	Time	Sector 1	Sector 2	Sector 3	T. Spd	Elapsed	Lap	D	Time	Sector 1	Sector 2	Sector 3	T. Spd	Elapsed
21	2	7:46.883	6:04.274	28.896	1:13.713		1:00:23.741	2	1	2:13.516	28.599	29.940	1:14.977	230.3	5:04.849
22	2	<del>2:10.232</del>	27.671	28.660	<del>1:13.901</del>	234.8	1:02:33.973	3	1	2:12.636	28.192	29.601	1:14.843	232.3	7:17.485
23	2	2:09.465	27.792	28.566	1:13.107		1:04:43.438	4	1	2:15.711	28.479	29.784	1:17.448	232.3	9:33.196
24	2	2:09.270	27.976	28.569	1:12.725	235.3	1:06:52.708	5	1	2:12.828	28.338	29.745	1:14.745	231.8	11:46.024
25	2	2:10.591	27.585	29.066	1:13.940	235.3	1:09:03.299	6	1	2:21.998 <b>B</b>	28.396	29.972	1:23.630	232.8	14:08.022
26	2	2:10.400	28.024	29.038	1:13.338	235.3	1:11:13.699	7	1	24:44.614	...	31.922	1:22.595		38:52.636
27	2	<del>2:16.566</del> <b>B</b>	27.437	<del>28.713</del>	1:20.416	235.3	1:13:30.265	8	1	2:08.924	27.653	28.699	1:12.572	233.3	41:01.560
28	1	3:57.130	2:11.703	30.032	1:15.395		1:17:27.395	9	1	2:08.596	27.577	28.719	1:12.300	234.8	43:10.156
29	1	2:42.322	28.528	29.597	1:44.197	234.3	1:20:09.717	10	1	3:25.982 <b>B</b>	44.451	58.453	1:43.078	75.4	46:36.138
30	1	<del>2:14.583</del>	28.078	<del>29.931</del>	1:16.574	235.3	1:22:24.300	11	2	<del>8:36.208</del>	6:54.982	28.850	<del>1:12.376</del>		55:12.346
31	1	2:12.643	28.027	29.363	1:15.253	236.3	1:24:36.943	12	2	<del>2:07.589</del>	27.644	<del>28.168</del>	<b>1:11.777</b>	234.3	57:19.935
32	1	2:13.034	28.252	29.698	1:15.084	235.3	1:26:49.977	13	2	2:16.631 <b>B</b>	27.272	28.309	1:21.050	236.3	59:36.566
33	1	<del>2:13.646</del>	28.085	<del>29.667</del>	1:15.894	237.9	1:29:03.623	14	2	4:33.282	2:51.771	28.315	1:13.196		1:04:09.848
34	1	2:12.400	28.040	29.356	1:15.004	235.3	1:31:16.023	15	2	<b>2:07.513</b>	27.252	<b>28.119</b>	1:12.142	234.3	1:06:17.361
<b>81</b> Winward Racing Mercedes-AMG GT3 EVO 1.Jules GOUNON GT 2.Gabriele PIANA 3.Rinat SALIKHOV							16 2 <del>2:07.259</del> <b>27.037</b> 28.231 <del>1:11.991</del> 235.8 1:08:24.620								
1	3	2:30.236	44.020	31.435	1:14.781		2:30.236	17	2	2:08.038	27.046	28.169	1:12.823	234.3	1:10:32.658
2	3	2:10.465	27.993	28.973	1:13.499	237.9	4:40.701	18	2	2:14.559 <b>B</b>	27.317	28.323	1:18.919	235.8	1:12:47.217
3	3	2:09.200	27.691	28.871	1:12.638	237.4	6:49.901	19	3	3:57.099	1:54.869	32.522	1:29.708		1:16:44.316
4	3	2:10.537	27.739	28.847	1:13.951	236.3	9:00.438	20	3	<del>2:13.776</del> <b>B</b>	27.634	<del>28.318</del>	1:17.824	231.8	1:18:58.092
5	3	2:09.729	27.619	28.789	1:13.321	236.8	11:10.167	<b>83</b> AF Corse Oreca 07 - Gibson 1.François PERRODO LMP2 2.Matthieu VAXIVIERE 3.Alessio ROVERA							
6	3	2:09.173	27.621	28.719	1:12.833	238.4	13:19.340	1	2	2:28.012	48.034	28.612	1:11.366		2:28.012
7	3	2:09.960	27.735	28.567	1:13.658	236.8	15:29.300	2	2	2:02.054	26.367	26.848	1:08.839	260.9	4:30.066
8	3	2:16.567 <b>B</b>	27.871	28.943	1:19.753	238.4	17:45.867	3	2	1:59.788	25.634	26.807	1:07.347	266.7	6:29.854
9	3	4:39.665	2:47.482	30.108	1:22.075		22:25.532	4	2	1:58.000	25.537	25.517	1:06.946	265.4	8:27.854
10	3	2:26.946	29.302	33.455	1:24.189	233.3	24:52.478	5	2	1:57.465	25.350	26.038	1:06.077	266.7	10:25.319
11	3	2:06.008	27.031	27.996	1:10.981	235.3	26:58.486	6	2	2:00.087	25.707	26.151	1:08.229	266.0	12:25.406
12	3	<b>2:05.285</b>	26.888	<b>27.703</b>	<b>1:10.694</b>	237.4	29:03.771	7	2	1:56.429	25.356	25.433	1:05.640	266.7	14:21.835
13	3	2:05.608	<b>26.639</b>	27.781	1:11.188	238.4	31:09.379	8	2	2:04.138 <b>B</b>	25.868	25.920	1:12.350	266.7	16:25.973
14	3	2:13.181 <b>B</b>	27.132	27.990	1:18.059	237.9	33:22.560	9	1	3:35.600	1:59.878	27.908	1:07.814		20:01.573
15	1	4:37.037	2:56.272	28.202	1:12.563		37:59.597	10	1	2:00.357	25.576	26.275	1:08.506	262.1	22:01.930
16	1	2:06.794	27.229	28.199	1:11.366	236.8	40:06.391	11	1	1:59.302	25.254	26.407	1:07.641	266.0	24:01.232
17	1	2:06.353	26.945	28.066	1:11.342	237.4	42:12.744	12	1	1:55.620	25.407	25.013	1:05.200	264.1	25:56.852
18	1	3:26.790	27.217	28.515	2:31.058	237.4	45:39.534	13	1	1:59.735	25.447	24.988	1:09.300	263.4	27:56.587
19	1	2:07.515	27.437	28.179	1:11.899	234.3	47:47.049	14	1	1:57.435	25.246	25.687	1:06.502	264.7	29:54.022
20	1	2:06.990	27.174	28.073	1:11.743	237.4	49:54.039	15	1	1:59.766	25.982	25.764	1:08.020	266.0	31:53.788
21	1	2:06.789	27.079	28.082	1:11.628	236.8	52:00.828	16	1	1:55.019	24.973	24.907	1:05.139	264.7	33:48.807
22	1	2:06.490	26.990	28.039	1:11.461	237.9	54:07.318	17	1	2:02.070 <b>B</b>	25.000	25.072	1:11.998	265.4	35:50.877
23	1	2:06.950	27.128	28.118	1:11.704	237.4	56:14.268	18	2	3:50.691	2:17.238	26.415	1:07.038		39:41.568
24	1	2:12.576 <b>B</b>	27.410	28.311	1:16.855	238.4	58:26.844	19	2	<b>1:52.924</b>	<b>24.881</b>	24.746	<b>1:03.297</b>	266.0	41:34.492
25	2	<del>3:23.660</del>	1:41.922	28.938	<del>1:12.800</del>		1:01:50.504	20	2	2:23.425	25.279	26.173	1:31.973	266.0	43:57.917
26	2	2:07.964	27.281	28.425	1:12.258	236.8	1:03:58.468	21	2	2:47.903	52.333	48.744	1:06.826	78.6	46:45.820
27	2	2:08.564	27.206	28.441	1:12.917	236.3	1:06:07.032	22	2	1:56.139	25.100	25.707	1:05.332	266.7	48:41.959
28	2	2:08.541	27.222	28.323	1:12.996	236.8	1:08:15.573	23	2	1:57.309	25.474	25.217	1:06.618	266.7	50:39.268
29	2	<del>2:09.693</del>	27.231	<del>28.454</del>	1:14.008	236.8	1:10:25.266	24	2	1:57.427	25.632	26.113	1:05.682	268.7	52:36.695
30	2	2:07.902	27.235	28.444	1:12.223	236.8	1:12:33.168	25	2	1:53.508	24.945	<b>24.694</b>	1:03.869	268.7	54:30.203
31	2	<del>2:07.686</del>	27.265	<del>28.207</del>	1:12.214	236.8	1:14:40.854	26	2	1:54.822	25.320	25.396	1:04.106	266.7	56:25.025
32	2	2:13.542 <b>B</b>	27.329	28.632	1:17.581	236.8	1:16:54.396	27	2	1:54.163	25.119	24.711	1:04.333	266.7	58:19.188
<b>82</b> AF Corse Ferrari 296 GT3 1.Charles-Henri SAMANI GT 2.Conrad LAURSEN 3.Nico VARRONE							28 2 1:55.341 25.396 25.194 1:04.751 267.3 1:00:14.529								
1	1	2:51.333	59.757	32.052	1:19.524		2:51.333	29	2	2:01.951 <b>B</b>	25.396	25.735	1:10.820	268.7	1:02:16.480
							30 3 3:44.677 2:09.323 25.728 1:09.626 1:06:01.157								
							31 3 1:56.155 25.585 25.008 1:05.562 263.4 1:07:57.312								



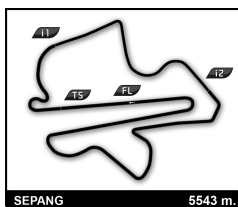


## Asian Le Mans Series 4 Hours of Sepang Free Practice 2

### Sector Analysis

Lap under Red Flag												Invalidated Lap		Personal Best		Session Best		B Crossing the pit lane	
Lap	D	Time	Sector 1	Sector 2	Sector 3	T. Spd	Elapsed	Lap	D	Time	Sector 1	Sector 2	Sector 3	T. Spd	Elapsed				
32	3	1:57.255	25.103	25.006	1:07.146	264.7	1:09:54.567	1	1	3:53.721	1:47.688	36.679	1:29.354		3:53.721				
33	3	1:56.506	25.213	25.342	1:05.951	266.7	1:11:51.073	2	1	2:38.075	40.143	34.128	1:23.804	146.9	6:31.796				
34	3	1:56.230	25.144	25.146	1:05.940	266.0	1:13:47.303	3	1	2:24.185	30.681	34.303	1:19.201	203.8	8:55.981				
35	3	1:58.123	25.613	26.012	1:06.498	265.4	1:15:45.426	4	1	2:16.766	29.215	29.827	1:17.724	230.8	11:12.747				
36	3	1:56.899	25.400	25.338	1:06.161	266.7	1:17:42.325	5	1	2:12.574	28.217	29.021	1:15.336	234.8	13:25.321				
37	3	1:58.833	25.330	25.705	1:07.798	267.3	1:19:41.158	6	1	2:14.773	29.368	30.070	1:15.335	234.3	15:40.094				
38	3	1:56.963	25.795	25.344	1:05.824	268.0	1:21:38.121	7	1	2:10.529	28.048	28.865	1:13.616	235.3	17:50.623				
39	3	1:56.253	25.701	25.275	1:05.277	266.0	1:23:34.374	8	1	3:05.156 <b>B</b>	36.791	37.342	1:51.023	169.8	20:55.779				
40	3	1:55.879	25.391	25.275	1:05.213	266.7	1:25:30.253	9	1	3:23.899	1:38.542	31.088	1:14.269		24:19.678				
41	3	1:56.150	25.422	25.249	1:05.479	266.7	1:27:26.403	10	1	2:07.790	27.660	28.357	1:11.773	231.8	26:27.468				
42	3	1:58.725	25.262	25.438	1:08.025	268.7	1:29:25.128	11	1	2:06.940	27.265	27.976	1:11.699	232.8	28:34.408				
43	3	1:57.967	25.550	25.875	1:06.542	268.0	1:31:23.095	12	1	<b>2:06.636</b>	27.088	<b>27.899</b>	<b>1:11.649</b>	232.8	30:41.044				
<b>85</b> Iron Dames Porsche 911 GT3 R GT 1.Celia MARTIN 3.Michelle GATTING 2.Sarah BOVY																			
1	1	8:31.455	6:43.091	31.612	1:16.752		8:31.455	13	1	<del>2:09.835</del>	<b>26.981</b>	<del>28.132</del>	1:14.722	233.8	32:50.879				
2	1	2:22.495 <b>B</b>	29.523	29.477	1:23.495	233.3	10:53.950	14	1	2:16.333 <b>B</b>	27.410	29.569	1:19.354	231.8	35:07.212				
3	1	3:25.140	1:31.158	33.594	1:20.388		14:19.090	15	3	3:37.615	1:56.687	28.457	1:12.471		38:44.827				
4	1	2:09.975	28.800	29.067	1:12.108	232.8	16:29.065	16	3	2:07.992	27.214	28.225	1:12.553	233.3	40:52.819				
5	1	2:08.680	28.310	28.317	<b>1:12.053</b>	234.8	18:37.745	17	3	2:08.956	27.765	28.734	1:12.457	239.5	43:01.775				
6	1	<del>2:07.476</del>	<b>27.239</b>	<del>27.955</del>	1:12.282	237.9	20:45.221	18	3	3:12.072	35.211	57.779	1:39.082	232.8	46:13.847				
7	1	2:13.079	27.342	28.349	1:17.388	237.4	22:58.300	19	3	2:07.929	27.422	28.319	1:12.188	230.8	48:21.776				
8	1	2:16.873 <b>B</b>	27.630	28.720	1:20.523	235.3	25:15.173	20	3	2:07.903	27.425	28.209	1:12.269	233.3	50:29.679				
9	2	4:43.222	2:59.327	28.405	1:15.490		29:58.395	21	3	2:12.994 <b>B</b>	27.719	28.314	1:16.961		52:42.673				
10	2	<del>2:08.529</del>	27.520	<del>28.473</del>	1:12.536	234.8	32:06.924	22	3	12:31.740	...	28.646	1:12.506		1:05:14.413				
11	2	2:08.672	27.373	<b>28.251</b>	1:13.048	236.3	34:15.596	23	3	2:08.791	27.775	28.589	1:12.427	233.8	1:07:23.204				
12	2	<b>2:08.502</b>	27.302	28.285	1:12.915	235.3	36:24.098	24	3	<del>2:08.355</del>	27.379	<del>28.315</del>	1:12.661	233.8	1:09:31.559				
13	2	<del>2:08.023</del>	27.329	<del>28.244</del>	1:12.450	236.8	38:32.121	25	3	2:10.997	27.422	28.549	1:15.026	233.8	1:11:42.556				
14	2	<del>2:08.843</del>	27.458	<del>28.695</del>	1:12.690	237.4	40:40.964	26	3	2:09.017	27.571	28.302	1:13.144	233.8	1:13:51.573				
15	2	2:09.670	27.947	28.790	1:12.933	237.4	42:50.634	27	3	2:08.697	27.592	28.557	1:12.548	231.8	1:16:00.270				
16	2	3:15.929	30.606	57.929	1:47.394	237.4	46:06.563	28	3	2:08.705	27.420	28.443	1:12.842	233.8	1:18:08.975				
17	2	2:09.014	27.499	28.698	1:12.817	235.8	48:15.577	29	3	2:14.157 <b>B</b>	27.534	28.758	1:17.865	234.8	1:20:23.132				
18	2	2:08.917	27.692	28.385	1:12.840	236.3	50:24.494	30	2	3:24.544	1:40.665	29.716	1:14.163		1:23:47.676				
19	2	<del>2:09.358</del>	27.468	<del>28.577</del>	1:13.313	236.3	52:33.852	31	2	2:09.169	27.613	28.674	1:12.882		1:25:56.845				
20	2	2:18.115 <b>B</b>	27.624	28.987	1:21.504	236.8	54:51.967	32	2	2:09.778	27.541	29.013	1:13.224		1:28:06.623				
21	3	4:14.663	2:30.933	28.892	1:14.838		59:06.630	33	2	2:09.192	27.528	28.637	1:13.027	232.8	1:30:15.815				
22	3	2:09.466	27.445	28.632	1:13.389	235.8	1:01:16.096	<b>89</b> EBM Aston Martin Vantage AMR GT3 1.Anderson TANOTO 3.Marco SORENSEN 2.Brendon LEITCH											
23	3	2:08.944	27.612	28.487	1:12.845	235.3	1:03:25.040	1	1	2:46.757	53.348	32.590	1:20.819		2:46.757				
24	3	2:08.825	27.422	28.493	1:12.910	234.3	1:05:33.865	2	1	2:12.360	28.256	29.918	1:14.186	234.3	4:59.117				
25	3	2:08.577	27.488	28.365	1:12.724	234.3	1:07:42.442	3	1	<del>2:10.397</del>	27.769	<del>29.101</del>	1:13.527	236.3	7:09.514				
26	3	2:08.686	27.369	28.416	1:12.901	235.3	1:09:51.128	4	1	2:10.466	28.016	28.858	1:13.592	234.8	9:19.980				
27	3	2:09.623	27.650	28.833	1:13.140	236.3	1:12:00.751	5	1	2:10.641	28.088	28.891	1:13.662	234.8	11:30.621				
28	3	2:08.821	27.509	28.479	1:12.833	234.8	1:14:09.572	6	1	2:10.354	27.611	29.064	1:13.679	236.8	13:40.975				
29	3	<del>2:18.172</del> <b>B</b>	27.373	<del>28.662</del>	1:22.137	236.8	1:16:27.744	7	1	2:18.961 <b>B</b>	28.326	29.048	1:21.587	237.4	15:59.936				
30	1	3:47.882	2:03.332	30.012	1:14.538		1:20:15.626	8	2	3:38.026	1:54.444	28.707	1:14.875		19:37.962				
31	1	2:13.231	28.343	29.967	1:14.921	236.3	1:22:28.857	9	2	<b>2:07.981</b>	<b>27.255</b>	<b>28.068</b>	1:12.658	237.9	21:45.943				
32	1	2:11.135	27.953	29.332	1:13.850	236.3	1:24:39.992	10	2	2:08.245	27.508	28.310	<b>1:12.427</b>	237.9	23:54.188				
33	1	2:11.129	28.048	29.160	1:13.921	237.4	1:26:51.121	11	2	2:08.353	27.473	28.343	1:12.537	235.8	26:02.541				
34	1	2:11.363	28.025	29.239	1:14.099	237.9	1:29:02.484	12	2	2:09.222	27.584	28.547	1:13.091	237.4	28:11.763				
35	1	2:11.876	28.361	29.017	1:14.498	237.9	1:31:14.360	13	2	2:09.677	27.619	28.634	1:13.424	238.4	30:21.440				
<b>87</b> Origine Motorsport Porsche 911 GT3 R GT 1.Bo YUAN 3.Laurin HEINRICH 2.Hongli YE																			
14	2	2:16.391 <b>B</b>	27.453	28.788	1:20.150	238.4	32:37.831	14	2	2:16.391 <b>B</b>	27.453	28.788	1:20.150	238.4	32:37.831				
15	3	4:08.491	2:25.893	28.833	1:13.765		36:46.322	15	3	4:08.491	2:25.893	28.833	1:13.765		36:46.322				
16	3	2:10.110	27.537	28.630	1:13.943	237.9	38:56.432	16	3	2:10.110	27.537	28.630	1:13.943	237.9	38:56.432				
17	3	2:11.359	28.262	28.885	1:14.212	237.4	41:07.791	17	3	2:11.359	28.262	28.885	1:14.212	237.4	41:07.791				



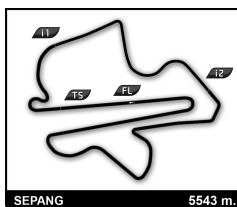


## Asian Le Mans Series 4 Hours of Sepang Free Practice 2

### Sector Analysis

Lap under Red Flag											Invalidated Lap	Personal Best	Session Best	B Crossing the pit lane	
Lap	D	Time	Sector 1	Sector 2	Sector 3	T. Spd	Elapsed	Lap	D	Time	Sector 1	Sector 2	Sector 3	T. Spd	Elapsed
18	3	2:21.081 B	27.698	28.769	1:24.614	237.4	43:28.872	36	2	1:58.811	25.856	26.078	1:06.877	266.0	1:25:41.765
19	3	6:57.694	5:15.139	28.846	1:13.709		50:26.566	37	2	1:58.923	26.129	26.008	1:06.786	266.7	1:27:40.688
20	3	2:09.994	27.731	29.053	1:13.210	236.3	52:36.560	38	2	1:59.201	26.111	26.095	1:06.995	268.0	1:29:39.889
21	3	2:10.944	27.728	29.578	1:13.638	237.9	54:47.504	39	2	2:06.296 B	26.277	26.377	1:13.642	268.7	1:31:46.185
22	3	2:13.132	27.643	28.681	1:16.808	236.8	57:00.636	<b>92</b> <b>Manthey EMA</b> Porsche 911 GT3 R GT							
23	3	2:15.844 B	27.651	28.781	1:19.412	238.9	59:16.480	1. Ryan HARDWICK							
24	3	4:16.342	2:33.863	28.748	1:13.731		1:03:32.822	2. Riccardo PERA							
25	3	2:10.284	27.654	28.785	1:13.845	235.8	1:05:43.106	3. Richard LIETZ							
26	3	2:17.825 B	27.831	28.865	1:21.129	237.4	1:08:00.931	1	3	2:56.751	1:02.380	32.017	1:22.354		2:56.751
27	1	4:12.471	2:23.333	31.713	1:17.425		1:12:13.402	2	3	2:15.949 B	28.048	29.005	1:18.896	235.8	5:12.700
28	1	2:21.031 B	28.402	29.849	1:22.780	235.3	1:14:34.433	3	1	3:41.266	1:52.546	32.231	1:16.489		8:53.966
29	2	2:37.901	1:52.440	29.619	1:14.842		1:18:12.334	4	1	2:10.261	28.085	29.033	1:13.143	231.8	11:04.227
30	2	2:11.076	28.048	29.113	1:13.915	236.3	1:20:23.410	5	1	2:09.764	27.248	28.473	1:14.043	233.8	13:13.991
31	2	2:17.298 B	27.892	29.006	1:20.400	236.3	1:22:40.708	6	1	2:08.487	27.641	28.535	1:12.311	234.3	15:22.478
32	2	3:36.204 B	1:47.514	29.206	1:19.484		1:26:16.912	7	1	2:08.050	27.096	28.361	1:12.593	234.8	17:30.528
<b>91</b> <b>Pure RACING</b> Oreca 07 - Gibson LMP2							1. Aliaksandr MALYKHIN								
							2. Harry KING								
							3. Louis DELÉTRAZ								
1	1	2:22.615	36.867	31.289	1:14.459		2:22.615	9	1	2:18.246 B	27.396	28.362	1:22.488	235.8	21:59.333
2	1	2:02.072	26.972	26.347	1:08.753	253.5	4:24.687	10	3	4:07.121	2:27.305	28.122	1:11.694		26:06.454
3	1	1:56.420	25.590	25.172	1:05.658	265.4	6:21.107	11	3	2:06.823	27.028	28.261	1:11.534	235.3	28:13.277
4	1	1:58.699	25.364	26.965	1:06.370	267.3	8:19.806	12	3	2:07.575	27.028	28.118	1:12.429	236.3	30:20.852
5	1	1:55.417	24.973	25.079	1:05.365	266.0	10:15.223	13	3	2:06.820	27.070	27.981	1:11.769	235.8	32:27.672
6	1	1:59.545	25.229	26.436	1:07.880	267.3	12:14.768	14	3	2:07.548	27.632	28.089	1:11.827	235.3	34:35.220
7	1	2:08.049 B	25.253	26.355	1:16.441	266.7	14:22.817	15	3	2:06.670	27.053	28.029	1:11.588	235.8	36:41.890
8	3	6:32.034	5:00.169	26.166	1:05.699		20:54.851	16	3	2:13.109 B	27.099	27.931	1:18.079	234.3	38:54.999
9	3	1:54.266	24.958	24.603	1:04.705	264.7	22:49.117	17	1	3:12.304	1:23.393	29.425	1:19.486		42:07.303
10	3	1:54.175	24.899	24.495	1:04.781	266.0	24:43.292	18	1	3:04.849	27.640	29.323	2:07.886	233.3	45:12.152
11	3	1:57.765	25.211	25.436	1:07.118	266.7	26:41.057	19	1	2:25.366	42.269	29.257	1:13.840	80.0	47:37.518
12	3	2:01.434 B	25.092	24.822	1:11.520	266.0	28:42.491	20	1	2:17.079 B	27.649	28.871	1:20.559	233.8	49:54.597
13	3	5:01.037	3:30.303	25.230	1:05.504		33:43.528	21	1	7:22.117	5:39.586	29.124	1:13.407		57:16.714
14	3	1:53.552	25.135	24.437	1:03.980	266.0	35:37.080	22	1	2:15.067	27.574	28.914	1:18.579	233.8	59:31.781
15	3	1:54.506	25.014	24.823	1:04.669	268.0	37:31.586	23	1	2:09.734	27.618	28.832	1:13.284	233.8	1:01:41.515
16	3	1:54.170	25.108	24.712	1:04.350	266.0	39:25.756	24	1	2:10.921	27.520	29.568	1:13.833	234.8	1:03:52.436
17	3	2:03.142 B	25.109	24.745	1:13.288	266.0	41:28.898	25	1	2:09.948	27.697	28.917	1:13.334	232.8	1:06:02.384
18	2	6:02.808	4:30.926	25.631	1:06.251		47:31.706	26	1	2:10.721	28.116	29.176	1:13.429	233.3	1:08:13.105
19	2	1:56.957	25.602	25.340	1:06.015	264.7	49:28.663	27	1	2:15.336	28.688	29.056	1:17.592	234.8	1:10:28.441
20	2	1:56.779	25.649	25.341	1:05.789	264.7	51:25.442	28	1	2:15.806 B	27.670	28.782	1:19.354	235.8	1:12:44.247
21	2	1:56.010	25.348	25.269	1:05.393	265.4	53:21.452	29	2	3:11.249	1:29.609	28.614	1:13.026		1:15:55.496
22	2	1:56.846	25.512	25.447	1:05.887	266.0	55:18.298	30	2	2:08.081	27.367	28.388	1:12.326	233.3	1:18:03.577
23	2	1:56.981	25.588	25.574	1:05.819	266.7	57:15.279	31	2	2:09.049	27.537	28.907	1:12.605	234.3	1:20:12.626
24	2	1:56.527	25.505	25.441	1:05.581	265.4	59:11.806	32	2	2:08.880	27.376	28.538	1:12.966	235.3	1:22:21.506
25	2	1:57.971	25.535	25.578	1:06.858	266.0	1:01:09.777	33	2	2:08.755	27.294	28.519	1:12.942	234.3	1:24:30.261
26	2	1:57.616	25.670	25.842	1:06.104	266.0	1:03:07.393	34	2	2:10.137	27.456	29.495	1:13.186	235.8	1:26:40.398
27	2	2:03.040 B	25.732	25.903	1:11.405	264.7	1:05:10.433	35	2	2:08.802	27.611	28.605	1:12.586	236.3	1:28:49.200
28	2	3:02.170	1:28.529	26.937	1:06.704		1:08:12.603	36	2	2:08.695	27.309	28.698	1:12.688		1:30:57.895
29	2	1:58.486	25.743	26.253	1:06.490	266.0	1:10:11.089	<b>96</b> <b>2Seas Motorsport</b> Mercedes-AMG GT3 EVO GT							
30	2	1:58.129	25.848	25.709	1:06.572	264.1	1:12:09.218	1. Anthony MCINTOSH							
31	2	1:58.799	25.988	25.857	1:06.954	266.7	1:14:08.017	2. Parker THOMPSON							
32	2	1:58.342	25.669	25.809	1:06.864	266.0	1:16:06.359	1	1	2:33.416	42.274	32.197	1:18.945		2:33.416
33	2	2:00.669	25.925	26.128	1:08.616	266.0	1:18:07.028	2	1	2:10.636	27.500	28.988	1:14.148	231.8	4:44.052
34	2	2:04.368 B	25.755	26.458	1:12.155	267.3	1:20:11.396	3	1	2:07.767	27.428	28.233	1:12.106	233.3	6:51.819
35	2	3:31.558	1:58.031	26.578	1:06.949		1:23:42.954	4	1	2:11.032	27.831	29.750	1:13.451	234.8	9:02.851
							5. 1 2:07.707 27.059 28.072 1:12.576 234.8 11:10.558								
							6. 1 2:11.328 27.631 29.926 1:13.771 234.3 13:21.886								
							7. 1 2:12.201 27.081 29.375 1:15.745 235.3 15:34.087								





## Asian Le Mans Series 4 Hours of Sepang Free Practice 2

SEPANG 5543 m.

### Sector Analysis

Lap under Red Flag   Invalidated Lap   Personal Best   Session Best   B Crossing the pit lane

Lap	D	Time	Sector 1	Sector 2	Sector 3	T. Spd	Elapsed	Lap	D	Time	Sector 1	Sector 2	Sector 3	T. Spd	Elapsed
8	1	2:07.629	27.215	28.106	1:12.308	235.3	17:41.716								
9	1	2:08.469	27.263	28.310	1:12.896	234.3	19:50.185								
10	1	2:15.744 B	27.304	28.381	1:20.059	235.8	22:05.929								
11	2	5:52.308	4:09.961	28.855	1:13.492		27:58.237								
12	2	2:10.025	27.911	29.128	1:12.986	233.3	30:08.262								
13	2	2:08.136	27.395	28.140	1:12.601	234.3	32:16.398								
14	2	2:07.753	27.453	28.209	1:12.091	234.8	34:24.151								
15	2	2:09.686	27.480	28.297	1:13.909	234.3	36:33.837								
16	2	2:08.172	27.472	28.262	1:12.438	234.8	38:42.009								
17	2	2:08.620	27.413	28.270	1:12.937	235.3	40:50.629								
18	2	2:14.971 B	27.536	28.415	1:19.020	235.8	43:05.600								
19	3	4:13.188	2:28.417	30.007	1:14.764		47:18.788								
20	3	2:10.701	27.450	28.789	1:14.462	234.3	49:29.489								
21	3	2:11.264	27.576	28.628	1:15.060	234.8	51:40.753								
22	3	2:14.635 B	27.450	28.812	1:18.373	234.8	53:55.388								
23	1	4:03.834	2:20.467	29.125	1:14.242		57:59.222								
24	1	2:12.864	27.926	29.099	1:15.839	232.8	1:00:12.086								
25	1	2:12.431	27.765	29.066	1:15.600	234.3	1:02:24.517								
26	1	2:11.357	27.890	28.796	1:14.671	232.3	1:04:35.874								
27	1	2:10.032	27.727	28.746	1:13.559	233.3	1:06:45.906								
28	1	2:18.117 B	27.892	29.387	1:20.838	234.8	1:09:04.023								
29	1	4:24.034	2:40.585	29.048	1:14.401		1:13:28.057								
30	1	2:10.742	28.067	29.003	1:13.672	235.3	1:15:38.799								
31	1	2:10.702	27.731	28.818	1:14.153	234.3	1:17:49.501								
32	1	2:18.410	27.796	30.201	1:20.413	234.3	1:20:07.911								
33	1	2:10.274	27.595	28.985	1:13.694	234.8	1:22:18.185								
34	1	2:10.840	27.713	29.156	1:13.971	235.3	1:24:29.025								
35	1	2:13.540	27.993	29.855	1:15.692	234.8	1:26:42.565								
36	1	2:13.461	28.094	30.378	1:14.989	235.8	1:28:56.026								
37	1	2:25.118 B	28.187	29.910	1:27.021	235.3	1:31:21.144								

