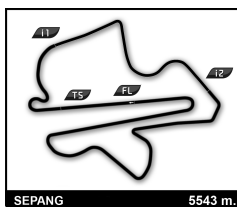


Asian Le Mans Series 4 Hours of Sepang Warm Up

Sector Analysis

| Lap under Red Flag | | | | | | | | | | | Invalidated Lap | Personal Best | Session Best | B Crossing the pit lane | | |
|--------------------|----------------------------------|------------|-------------------------|----------|----------|----------|-----------|-----------|---|------------|-----------------|---------------|--------------|-------------------------|-----------|-----------|
| Lap | D | Time | Sector 1 | Sector 2 | Sector 3 | T. Spd | Elapsed | Lap | D | Time | Sector 1 | Sector 2 | Sector 3 | T. Spd | Elapsed | |
| 2 | Climax Racing | | Mercedes-AMG GT3 EVO | | | | | | | | | | | | | |
| | 1. Bihuang ZHOU | | 3. Ralf ARON | | GT | | | | | | | | | | | |
| | 2. Elias SEPPANEN | | | | | | | | | | | | | | | |
| | 1 | 1 | 4:16.916 | 2:19.007 | 39.686 | 1:18.223 | | 4:16.916 | 3 | 2 | 2:01.675 | 25.836 | 26.683 | 1:09.156 | 266.7 | 7:03.725 |
| | 2 | 1 | 2:10.283 | 28.113 | 29.060 | 1:13.110 | 233.3 | 6:27.199 | 4 | 2 | 1:58.510 | 25.713 | 25.904 | 1:06.893 | 267.3 | 9:02.235 |
| | 3 | 1 | 2:08.465 | 27.401 | 28.593 | 1:12.471 | 235.3 | 8:35.664 | 5 | 2 | 1:57.984 | 25.792 | 25.470 | 1:06.722 | 268.0 | 11:00.219 |
| | 4 | 1 | 2:08.379 | 27.516 | 28.511 | 1:12.352 | 235.8 | 10:44.043 | 6 | 2 | 1:58.686 | 25.610 | 25.368 | 1:07.708 | 268.7 | 12:58.905 |
| 5 | 1 | 2:08.116 | 27.350 | 28.289 | 1:12.477 | 236.3 | 12:52.159 | 7 | 2 | 2:10.072 B | 25.651 | 25.873 | 1:18.548 | 267.3 | 15:08.977 | |
| 6 | 1 | 2:18.501 B | 27.309 | 28.208 | 1:22.984 | 235.8 | 15:10.660 | | | | | | | | | |
| 3 | DKR Engineering | | Oreca 07 - Gibson | | | | | | | | | | | | | |
| | 1. Georgios KOLOVOS | | 3. Job VAN UITERT | | LMP2 | | | | | | | | | | | |
| | 2. Laurents HÖRR | | | | | | | | | | | | | | | |
| | 1 | 2 | 2:16.683 | 43.842 | 26.458 | 1:06.383 | | 2:16.683 | 1 | 3 | 2:25.233 | 41.898 | 29.511 | 1:13.824 | | 2:25.233 |
| | 2 | 2 | 1:54.681 | 25.168 | 24.897 | 1:04.616 | 267.3 | 4:11.364 | 2 | 3 | 2:08.182 | 27.671 | 28.556 | 1:11.955 | | 4:33.415 |
| | 3 | 2 | 1:56.448 | 25.176 | 25.049 | 1:06.223 | 268.7 | 6:07.812 | 3 | 3 | 2:07.196 | 27.153 | 28.383 | 1:11.660 | 236.3 | 6:40.611 |
| | 4 | 2 | 2:00.921 B | 24.970 | 24.675 | 1:11.276 | 270.0 | 8:08.733 | 4 | 3 | 2:07.057 | 27.190 | 28.160 | 1:11.707 | 235.3 | 8:47.668 |
| 5 | 1 | 3:34.974 | 1:58.984 | 27.426 | 1:08.564 | | 11:43.707 | 5 | 3 | 2:06.959 | 27.145 | 28.098 | 1:11.716 | 237.4 | 10:54.627 | |
| 6 | 1 | 2:00.222 | 25.986 | 26.069 | 1:08.167 | 268.0 | 13:43.929 | 6 | 3 | 2:07.561 | 27.136 | 28.140 | 1:12.285 | 236.3 | 13:02.188 | |
| 7 | 1 | 2:03.143 | 25.926 | 26.070 | 1:11.147 | 267.3 | 15:47.072 | 7 | 3 | 2:07.116 | 27.105 | 28.080 | 1:11.931 | 236.8 | 15:09.304 | |
| 7 | Graff Racing | | Ligier JS P320 - Nissan | | | | | | | | | | | | | |
| | 1. Danial FROST | | 3. Alexander BUKHANTSOV | | LMP3 | | | | | | | | | | | |
| | 2. James WINSLOW | | | | | | | | | | | | | | | |
| | 1 | 2 | 3:00.968 B | 1:05.812 | 31.348 | 1:23.808 | | 3:00.968 | 1 | 3 | 3:39.483 | 1:56.083 | 29.828 | 1:13.572 | | 3:39.483 |
| | 2 | 2 | 3:49.280 | 2:03.872 | 28.660 | 1:16.748 | | 6:50.248 | 2 | 3 | 2:07.880 | 27.653 | 28.256 | 1:11.971 | 234.8 | 5:47.363 |
| | 3 | 2 | 2:10.887 | 28.791 | 28.135 | 1:13.961 | 203.8 | 9:01.135 | 3 | 3 | 2:07.382 | 27.294 | 28.150 | 1:11.938 | 235.3 | 7:54.745 |
| | 4 | 2 | 2:14.881 | 28.270 | 28.210 | 1:18.401 | 237.9 | 11:16.016 | 4 | 3 | 2:07.620 | 27.288 | 28.460 | 1:11.872 | 236.3 | 10:02.365 |
| 5 | 2 | 2:04.596 | 26.808 | 27.448 | 1:10.340 | 245.5 | 13:20.612 | 5 | 3 | 2:06.765 | 27.313 | 27.850 | 1:11.602 | 236.8 | 12:09.130 | |
| 6 | 2 | 2:03.793 | 26.709 | 26.892 | 1:10.192 | 244.9 | 15:24.405 | 6 | 3 | 2:07.158 | 27.358 | 27.992 | 1:11.808 | 236.8 | 14:16.288 | |
| 7 | 3 | 2:08.923 | 27.348 | 28.427 | 1:13.148 | 237.9 | 16:25.211 | 7 | 3 | 2:08.923 | 27.348 | 28.427 | 1:13.148 | 237.9 | 16:25.211 | |
| 9 | GetSpeed | | Mercedes-AMG GT3 EVO | | | | | | | | | | | | | |
| | 1. Anthony BARTONE | | 3. Fabian SCHILLER | | GT | | | | | | | | | | | |
| | 2. Steve JANS | | | | | | | | | | | | | | | |
| | 1 | 3 | 2:43.981 | 56.658 | 30.995 | 1:16.328 | | 2:43.981 | 1 | 3 | 2:58.264 | 1:10.858 | 31.507 | 1:15.899 | | 2:58.264 |
| | 2 | 3 | 2:08.729 | 27.780 | 28.788 | 1:12.161 | 234.3 | 4:52.710 | 2 | 3 | 2:10.257 | 28.089 | 28.599 | 1:13.569 | 240.5 | 5:08.521 |
| | 3 | 3 | 2:06.397 | 27.223 | 27.941 | 1:11.233 | 236.8 | 6:59.107 | 3 | 3 | 2:08.895 | 27.868 | 27.974 | 1:13.053 | 241.6 | 7:17.416 |
| | 4 | 3 | 2:08.113 | 27.099 | 27.991 | 1:13.023 | 235.3 | 9:07.220 | 4 | 3 | 2:08.599 | 27.494 | 28.068 | 1:13.037 | 242.2 | 9:26.015 |
| 5 | 3 | 2:06.485 | 27.209 | 27.885 | 1:11.391 | 237.4 | 11:13.705 | 5 | 3 | 2:10.381 | 28.354 | 28.863 | 1:13.164 | 242.2 | 11:36.396 | |
| 6 | 3 | 2:11.560 B | 27.040 | 27.843 | 1:16.677 | 238.9 | 13:25.265 | 6 | 3 | 2:08.743 | 27.675 | 28.188 | 1:12.880 | 243.2 | 13:45.139 | |
| 7 | 3 | 3:20.384 B | 1:15.908 | 35.294 | 1:29.182 | | 16:45.649 | 7 | 3 | 2:08.135 | 27.412 | 28.238 | 1:12.485 | 244.9 | 15:53.274 | |
| 10 | Manthey | | Porsche 911 GT3 R | | | | | | | | | | | | | |
| | 1. Antares AU | | 3. Joel STURM | | GT | | | | | | | | | | | |
| | 2. Klaus BACHLER | | | | | | | | | | | | | | | |
| | 1 | 2 | 2:50.808 B | 52.719 | 31.555 | 1:26.534 | | 2:50.808 | 1 | 1 | 3:18.007 | 1:32.776 | 30.150 | 1:15.081 | | 3:18.007 |
| | 2 | 2 | 3:21.035 | 1:39.262 | 29.138 | 1:12.635 | | 6:11.843 | 2 | 1 | 2:07.998 | 27.505 | 28.496 | 1:11.997 | 234.8 | 5:26.005 |
| | 3 | 2 | 2:06.901 | 27.228 | 28.180 | 1:11.493 | 237.9 | 8:18.744 | 3 | 1 | 2:12.128 | 27.178 | 28.302 | 1:16.648 | | 7:38.133 |
| | 4 | 2 | 2:06.476 | 27.109 | 27.945 | 1:11.422 | | 10:25.220 | 4 | 1 | 2:06.760 | 27.090 | 28.039 | 1:11.631 | 236.3 | 9:44.893 |
| 5 | 2 | 2:06.192 | 27.047 | 27.851 | 1:11.294 | 241.1 | 12:31.412 | 5 | 1 | 2:06.799 | 26.966 | 28.041 | 1:11.792 | 236.8 | 11:51.692 | |
| 6 | 2 | 2:06.219 | 27.016 | 27.974 | 1:11.229 | 240.0 | 14:37.631 | 6 | 1 | 2:06.633 | 27.080 | 28.002 | 1:11.551 | 237.4 | 13:58.325 | |
| 7 | 2 | 2:06.629 | 27.018 | 27.940 | 1:11.671 | 241.6 | 16:44.260 | 7 | 1 | 2:06.389 | 26.879 | 27.973 | 1:11.537 | 237.9 | 16:04.714 | |
| 11 | Proton Competition | | Oreca 07 - Gibson | | | | | | | | | | | | | |
| | 1. Alexander MATTSCHULL | | 3. Mathias BECHE | | LMP2 | | | | | | | | | | | |
| | 2. Jonas RIED | | | | | | | | | | | | | | | |
| | 1 | 2 | 2:59.810 | 1:18.132 | 30.200 | 1:11.478 | | 2:59.810 | 1 | 2 | 2:59.244 | 1:05.640 | 32.825 | 1:20.779 | | 2:59.244 |
| | 2 | 2 | 2:02.240 | 27.217 | 26.441 | 1:08.582 | 266.0 | 5:02.050 | 2 | 2 | 2:14.615 | 29.093 | 30.061 | 1:15.461 | | 5:13.859 |
| | 3 | 2 | 2:11.597 | 27.920 | 29.116 | 1:14.561 | 239.5 | 7:25.456 | 3 | 2 | 2:11.597 | 27.920 | 29.116 | 1:14.561 | 239.5 | 7:25.456 |
| | 4 | 2 | 2:19.170 B | 28.039 | 29.639 | 1:21.492 | | 9:44.626 | 4 | 2 | 2:19.170 B | 28.039 | 29.639 | 1:21.492 | | 9:44.626 |
| 5 | 1 | 4:29.945 | 2:46.694 | 29.029 | 1:14.222 | | 14:14.571 | 5 | 1 | 4:29.945 | 2:46.694 | 29.029 | 1:14.222 | | 14:14.571 | |
| 12 | Car Collection Motorsport | | Porsche 911 GT3 R | | | | | | | | | | | | | |
| | 1. Bashar MARDINI | | 3. Nico MENZEL | | GT | | | | | | | | | | | |
| | 2. James KELL | | | | | | | | | | | | | | | |
| | 1 | 3 | 2:25.233 | 41.898 | 29.511 | 1:13.824 | | 2:25.233 | 1 | 3 | 2:25.233 | 41.898 | 29.511 | 1:13.824 | | 2:25.233 |
| | 2 | 3 | 2:08.182 | 27.671 | 28.556 | 1:11.955 | | 4:33.415 | 2 | 3 | 2:07.196 | 27.153 | 28.383 | 1:11.660 | 236.3 | 6:40.611 |
| | 3 | 3 | 2:07.057 | 27.190 | 28.160 | 1:11.707 | 235.3 | 8:47.668 | 3 | 3 | 2:07.057 | 27.190 | 28.160 | 1:11.707 | 235.3 | 8:47.668 |
| | 4 | 3 | 2:07.057 | 27.190 | 28.160 | 1:11.707 | 235.3 | 8:47.668 | 4 | 3 | 2:07.057 | 27.190 | 28.160 | 1:11.707 | 235.3 | 8:47.668 |
| 5 | 3 | 2:06.959 | 27.145 | 28.098 | 1:11.716 | 237.4 | 10:54.627 | 5 | 3 | 2:06.959 | 27.145 | 28.098 | 1:11.716 | 237.4 | 10:54.627 | |
| 6 | 3 | 2:07.561 | 27.136 | 28.140 | 1:12.285 | 236.3 | 13:02.188 | 6 | 3 | 2:07.561 | 27.136 | 28.140 | 1:12.285 | 236.3 | 13:02.188 | |
| 7 | 3 | 2:07.116 | 27.105 | 28.080 | 1:11.931 | 236.8 | 15:09.304 | 7 | 3 | 2:07.116 | 27.105 | 28.080 | 1:11.931 | 236.8 | 15:09.304 | |
| 14 | Climax Racing | | Mercedes-AMG GT3 EVO | | | | | | | | | | | | | |
| | 1. Lu WEI | | 3. Lucas AUER | | GT | | | | | | | | | | | |
| | 2. Ling KANG | | | | | | | | | | | | | | | |
| | 1 | 3 | 3:39.483 | 1:56.083 | 29.828 | 1:13.572 | | 3:39.483 | 1 | 3 | 3:39.483 | 1:56.083 | 29.828 | 1:13.572 | | 3:39.483 |
| | 2 | 3 | 2:07.880 | 27.653 | 28.256 | 1:11.971 | 234.8 | 5:47.363 | 2 | 3 | 2:07.880 | 27.653 | 28.256 | 1:11.971 | 234.8 | 5:47.363 |
| | 3 | 3 | 2:07.382 | 27.294 | 28.150 | 1:11.938 | 235.3 | 7:54.745 | 3 | 3 | 2:07.382 | 27.294 | 28.150 | 1:11.938 | 235.3 | 7:54.745 |
| | 4 | 3 | 2:07.620 | 27.288 | 28.460 | 1:11.872 | 236.3 | 10:02.365 | 4 | 3 | 2:07.620 | 27.288 | 28.460 | 1:11.872 | 236.3 | 10:02.365 |
| 5 | 3 | 2:06.765 | 27.313 | 27.850 | 1:11.602 | 236.8 | 12:09.130 | 5 | 3 | 2:06.765 | 27.313 | 27.850 | 1:11.602 | 236.8 | 12:09.130 | |
| 6 | 3 | 2:07.158 | 27.358 | 27.992 | 1:11.808 | 236.8 | 14:16.288 | 6 | 3 | 2:07.158 | 27.358 | 27.992 | 1:11.808 | 236.8 | 14:16.288 | |
| 7 | 3 | 2:08.923 | 27.348 | 28.427 | 1:13.148 | 237.9 | 16:25.211 | 7 | 3 | 2:08.923 | 27.348 | 28.427 | 1:13.148 | 237.9 | 16:25.211 | |
| 15 | RLR M Sport | | Ligier JS P320 - Nissan | | | | | | | | | | | | | |
| | 1. Nick ADCOCK | | 3. James DAYSON | | LMP3 | | | | | | | | | | | |
| | 2. Ian AGUILERA | | | | | | | | | | | | | | | |
| | 1 | 3 | 2:58.264 | 1:10.858 | 31.507 | 1:15.899 | | 2:58.264 | 1 | 3 | 2:58.264 | 1:10.858 | 31.507 | 1:15.899 | | 2:58.264 |
| | 2 | 3 | 2:10.257 | 28.089 | 28.599 | 1:13.569 | 240.5 | 5:08.521 | | | | | | | | |

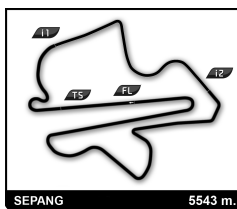


Asian Le Mans Series 4 Hours of Sepang Warm Up

Sector Analysis

| Lap under Red Flag | | | | | | | Invalidated Lap | | Personal Best | | Session Best | | B Crossing the pit lane | | |
|--------------------|---------------------------|--------------------|-----------------------|---------------------|------------------------------|------------------------|-----------------|-----------|---------------|------|--------------|----------|-------------------------|--------|---------|
| Lap | D | Time | Sector 1 | Sector 2 | Sector 3 | T. Spd | Elapsed | Lap | D | Time | Sector 1 | Sector 2 | Sector 3 | T. Spd | Elapsed |
| 20 | Algarve Pro Racing | | 3.Alex QUINN | | Oreca 07 - Gibson LMP2 | | | | | | | | | | |
| | 1 | 3 | 2:06.853 | 32.938 | 27.311 | 1:06.604 | | 2:06.853 | | | | | | | |
| | 2 | 3 | 1:56.309 | 25.316 | 25.640 | 1:05.353 | 264.1 | 4:03.162 | | | | | | | |
| | 3 | 3 | 1:55.131 | 24.946 | 25.204 | 1:04.981 | 266.7 | 5:58.293 | | | | | | | |
| | 4 | 3 | 1:54.433 | 24.862 | 24.650 | 1:04.921 | 267.3 | 7:52.726 | | | | | | | |
| | 5 | 3 | 1:54.102 | 24.886 | 24.460 | 1:04.756 | 268.7 | 9:46.828 | | | | | | | |
| | 6 | 3 | 1:56.616 | 25.165 | 25.530 | 1:05.921 | 269.3 | 11:43.444 | | | | | | | |
| | 7 | 3 | 1:54.348 | 24.979 | 24.627 | 1:04.742 | 267.3 | 13:37.792 | | | | | | | |
| | 8 | 3 | 1:53.553 | 24.909 | 24.517 | 1:04.127 | 270.0 | 15:31.345 | | | | | | | |
| 21 | Car Collection Motorsport | | 3.Yannick METTLER | | Porsche 911 GT3 R GT | | | | | | | | | | |
| | 1 | 1 | 3:28.731 | 1:41.568 | 31.724 | 1:15.439 | | 3:28.731 | | | | | | | |
| | 2 | 1 | 2:12.686 | 28.652 | 29.697 | 1:14.337 | 235.3 | 5:41.417 | | | | | | | |
| | 3 | 1 | 2:11.329 | 28.173 | 28.912 | 1:14.244 | 234.8 | 7:52.746 | | | | | | | |
| | 4 | 1 | 2:12.480 | 28.107 | 29.671 | 1:14.702 | 235.3 | 10:05.226 | | | | | | | |
| | 5 | 1 | 2:12.313 | 28.064 | 29.177 | 1:15.072 | 237.9 | 12:17.539 | | | | | | | |
| | 6 | 1 | 2:11.289 | 28.030 | 29.067 | 1:14.192 | 236.8 | 14:28.828 | | | | | | | |
| | 7 | 1 | 2:10.710 | 28.050 | 29.088 | 1:13.572 | 236.8 | 16:39.538 | | | | | | | |
| 22 | Proton Competition | | 3.Tom DILLMANN | | Oreca 07 - Gibson LMP2 | | | | | | | | | | |
| | 1 | 3 | 2:24.021 | 45.497 | 29.809 | 1:08.715 | | 2:24.021 | | | | | | | |
| | 2 | 3 | 1:55.841 | 25.379 | 25.325 | 1:05.137 | 264.1 | 4:19.862 | | | | | | | |
| | 3 | 3 | 1:54.358 | 25.133 | 24.969 | 1:04.256 | 267.3 | 6:14.220 | | | | | | | |
| | 4 | 3 | 1:53.894 | 24.926 | 24.922 | 1:04.046 | 268.0 | 8:08.114 | | | | | | | |
| | 5 | 3 | 1:54.459 | 24.832 | 25.098 | 1:04.529 | 268.7 | 10:02.573 | | | | | | | |
| | 6 | 3 | 1:53.593 | 24.838 | 24.593 | 1:04.162 | 267.3 | 11:56.166 | | | | | | | |
| | 7 | 3 | 1:55.631 | 24.986 | 25.412 | 1:05.233 | 267.3 | 13:51.797 | | | | | | | |
| | 8 | 3 | 1:55.563 | 25.348 | 24.865 | 1:05.350 | 268.7 | 15:47.360 | | | | | | | |
| 23 | Absolute Racing | | 3.Chris VAN DER DRIFT | | Ferrari 296 GT3 GT | | | | | | | | | | |
| | 1 | 3 | 3:40.795 | 1:58.306 | 29.759 | 1:12.730 | | 3:40.795 | | | | | | | |
| | 2 | 3 | 2:07.207 | 27.194 | 28.259 | 1:11.754 | 236.3 | 5:48.002 | | | | | | | |
| | 3 | 3 | 2:09.284 | 27.059 | 28.328 | 1:13.897 | 236.8 | 7:57.286 | | | | | | | |
| | 4 | 3 | 2:07.169 | 27.020 | 28.079 | 1:12.070 | 237.9 | 10:04.455 | | | | | | | |
| | 5 | 3 | 2:06.738 | 27.026 | 28.024 | 1:11.688 | 238.4 | 12:11.193 | | | | | | | |
| | 6 | 3 | 2:07.528 | 27.036 | 28.211 | 1:12.281 | 238.4 | 14:18.721 | | | | | | | |
| | 7 | 3 | 2:13.773 B | 27.067 | 28.336 | 1:18.370 | 239.5 | 16:32.494 | | | | | | | |
| 24 | Nielsen Racing | | 3.Nicky CATSBURG | | Oreca 07 - Gibson LMP2 | | | | | | | | | | |
| | 1 | 3 | 2:44.235 B | 42.867 | 32.008 | 1:29.360 | | 2:44.235 | | | | | | | |
| | 2 | 3 | 2:48.425 | 1:14.345 | 28.139 | 1:05.941 | | 5:32.660 | | | | | | | |
| | 3 | 3 | 1:57.702 | 24.859 | 25.612 | 1:07.231 | 266.7 | 7:30.362 | | | | | | | |
| | 4 | 3 | 1:54.134 | 24.876 | 24.623 | 1:04.635 | 266.7 | 9:24.496 | | | | | | | |
| | 5 | 3 | 2:07.594 B | 24.810 | 25.205 | 1:17.579 | 266.0 | 11:32.090 | | | | | | | |
| | 6 | 3 | 3:47.340 | 2:17.993 | 25.066 | 1:04.281 | | 15:19.430 | | | | | | | |
| | 25 | Algarve Pro Racing | | 3.Valerio RINICELLA | | Oreca 07 - Gibson LMP2 | | | | | | | | | |
| 1 | | 2 | 2:02.645 | 31.205 | 26.236 | 1:05.204 | | 2:02.645 | | | | | | | |
| 2 | | 2 | 1:54.647 | 25.010 | 25.076 | 1:04.561 | 262.1 | 3:57.292 | | | | | | | |
| 3 | | 2 | 1:54.189 | 25.228 | 24.698 | 1:04.263 | 266.0 | 5:51.481 | | | | | | | |
| 4 | | 2 | 1:52.844 | 24.753 | 24.644 | 1:03.447 | 268.0 | 7:44.325 | | | | | | | |
| 5 | | 2 | 1:54.902 | 24.742 | 24.566 | 1:05.594 | 270.7 | 9:39.227 | | | | | | | |
| 6 | | 2 | 1:53.183 | 24.822 | 24.441 | 1:03.920 | 268.0 | 11:32.410 | | | | | | | |
| 7 | | 2 | 1:52.833 | 24.605 | 24.703 | 1:03.525 | 268.7 | 13:25.243 | | | | | | | |
| 8 | | 2 | 1:54.693 | 25.099 | 25.244 | 1:04.350 | 270.0 | 15:19.936 | | | | | | | |
| 26 | Bretton Racing | | 3.Theodor JENSEN | | Ligier JS P320 - Nissan LMP3 | | | | | | | | | | |
| | 1 | 3 | 3:55.478 | 2:03.542 | 30.216 | 1:21.720 | | 3:55.478 | | | | | | | |
| | 2 | 3 | 2:05.670 | 27.417 | 27.456 | 1:10.797 | 241.1 | 6:01.148 | | | | | | | |
| | 3 | 3 | 2:03.500 | 26.684 | 27.063 | 1:09.753 | 244.3 | 8:04.648 | | | | | | | |
| | 4 | 3 | 2:04.589 | 26.742 | 27.975 | 1:09.872 | 246.0 | 10:09.237 | | | | | | | |
| | 5 | 3 | 2:04.329 | 26.762 | 27.137 | 1:10.430 | 245.5 | 12:13.566 | | | | | | | |
| | 6 | 3 | 2:04.518 | 26.535 | 27.030 | 1:10.953 | 246.6 | 14:18.084 | | | | | | | |
| | 7 | 3 | 2:07.680 | 26.879 | 27.466 | 1:13.335 | 247.7 | 16:25.764 | | | | | | | |
| 27 | Optimum Motorsport | | 3.Benji GOETHE | | McLaren 720S GT3 GT | | | | | | | | | | |
| | 1 | 3 | 2:50.726 | 59.904 | 30.531 | 1:20.291 | | 2:50.726 | | | | | | | |
| | 2 | 3 | 2:09.757 | 27.896 | 28.893 | 1:12.968 | 233.3 | 5:00.483 | | | | | | | |
| | 3 | 3 | 2:08.480 | 27.357 | 28.570 | 1:12.553 | 236.3 | 7:08.963 | | | | | | | |
| | 4 | 3 | 2:10.858 | 27.398 | 28.410 | 1:15.050 | 237.9 | 9:19.821 | | | | | | | |
| | 5 | 3 | 2:08.937 | 27.366 | 28.417 | 1:13.154 | 235.3 | 11:28.758 | | | | | | | |
| | 6 | 3 | 2:13.245 | 27.345 | 28.290 | 1:17.610 | 235.8 | 13:42.003 | | | | | | | |
| | 7 | 3 | 2:09.010 | 27.538 | 28.546 | 1:12.926 | 236.3 | 15:51.013 | | | | | | | |
| 28 | AF Corse | | 3.Davide RIGON | | Ferrari 296 GT3 GT | | | | | | | | | | |
| | 1 | 3 | 3:04.190 | 1:16.827 | 32.862 | 1:14.501 | | 3:04.190 | | | | | | | |
| | 2 | 3 | 2:21.387 | 27.425 | 28.512 | 1:25.450 | 234.3 | 5:25.577 | | | | | | | |
| | 3 | 3 | 2:06.735 | 27.202 | 28.122 | 1:11.411 | 235.3 | 7:32.312 | | | | | | | |
| | 4 | 3 | 2:14.808 | 27.227 | 28.301 | 1:19.280 | | 9:47.120 | | | | | | | |
| | 5 | 3 | 2:05.869 | 26.917 | 27.907 | 1:11.045 | 236.3 | 11:52.989 | | | | | | | |
| | 6 | 3 | 2:06.430 | 27.045 | 28.057 | 1:11.328 | 236.3 | 13:59.419 | | | | | | | |
| | 7 | 3 | 2:06.121 | 26.885 | 27.837 | 1:11.399 | 237.4 | 16:05.540 | | | | | | | |
| 30 | RD Limited | | 3.James ALLEN | | Oreca 07 - Gibson LMP2 | | | | | | | | | | |
| | 1 | 2 | 4:06.868 | 2:31.793 | 28.414 | 1:06.661 | | 4:06.868 | | | | | | | |
| | 2 | 2 | 1:56.558 | 25.405 | 25.673 | 1:05.480 | 266.0 | 6:03.426 | | | | | | | |
| | 3 | 2 | 1:53.654 | 24.858 | 24.959 | 1:03.837 | 266.7 | 7:57.080 | | | | | | | |
| | 4 | 2 | 1:53.600 | 24.854 | 24.826 | 1:03.920 | 269.3 | 9:50.680 | | | | | | | |
| | 5 | 2 | 2:02.831 B | 24.853 | 25.731 | 1:12.247 | 269.3 | 11:53.511 | | | | | | | |
| | 6 | 2 | 2:48.552 | 1:16.917 | 26.074 | 1:05.561 | | 14:42.063 | | | | | | | |
| | 7 | 2 | 1:56.119 | 24.848 | 25.539 | 1:05.732 | 268.0 | 16:38.182 | | | | | | | |



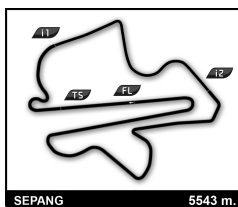


Asian Le Mans Series 4 Hours of Sepang Warm Up

Sector Analysis

| Lap under Red Flag | | | | | | | | | | | Invalidated Lap | Personal Best | Session Best | B Crossing the pit lane | | | |
|--------------------|--|------|-------------------|---------------|-------------------|-----------------|---------|------|-----------|------|-------------------|---------------|---------------|-------------------------|---------|-----------|--|
| Lap | D | Time | Sector 1 | Sector 2 | Sector 3 | T. Spd | Elapsed | Lap | D | Time | Sector 1 | Sector 2 | Sector 3 | T. Spd | Elapsed | | |
| 34 | Inter Europol Competition Ligier JS P320 - Nissan | | | | | | | LMP3 | 6 | 3 | 1:54.734 | 24.787 | 24.390 | 1:05.557 | 268.7 | 11:51.334 | |
| | 1.Tim CRESWICK 3.Douwe DEDECKER | | | | | | | | 7 | 3 | 1:57.324 | 25.125 | 25.682 | 1:06.517 | 269.3 | 13:48.658 | |
| | 2.Daniel ALI | | | | | | | | 8 | 3 | 1:57.164 | 24.771 | 25.259 | 1:07.134 | 268.0 | 15:45.822 | |
| | 1 | 2 | 3:20.203 | 1:30.421 | 32.858 | 1:16.924 | | | 3:20.203 | | | | | | | | |
| | 2 | 2 | 2:16.799 B | 28.171 | 28.436 | 1:20.192 | 225.5 | | 5:37.002 | | | | | | | | |
| | 3 | 2 | 7:16.950 | 5:37.927 | 28.011 | 1:11.012 | | | 12:53.952 | | | | | | | | |
| 35 | Ultimate Ligier JS P320 - Nissan | | | | | | | LMP3 | 1 | 3 | 3:00.722 | 1:15.112 | 31.331 | 1:14.279 | | 3:00.722 | |
| | 1.Stéphane LEMERET 3.Bence VALINT | | | | | | | | 2 | 3 | 2:16.710 B | 27.848 | 28.335 | 1:20.527 | 244.9 | 5:17.432 | |
| | 2.Matteo QUINTARELLI | | | | | | | | 3 | 2 | 4:20.588 B | 2:33.084 | 27.765 | 1:19.739 | | 9:38.020 | |
| | 1 | 3 | 3:00.722 | 1:15.112 | 31.331 | 1:14.279 | | | 3:00.722 | | | | | | | | |
| | 2 | 3 | 2:16.710 B | 27.848 | 28.335 | 1:20.527 | 244.9 | | 5:17.432 | | | | | | | | |
| | 3 | 2 | 4:20.588 B | 2:33.084 | 27.765 | 1:19.739 | | | 9:38.020 | | | | | | | | |
| 42 | Prime Speed Sport Lamborghini Huracan GT3 EVO2 | | | | | | | GT | 1 | 3 | 4:05.704 | 2:19.787 | 30.643 | 1:15.274 | | 4:05.704 | |
| | 1.Rene Heremana MALMEZ3.Jono LESTER | | | | | | | | 2 | 3 | 2:13.776 | 28.088 | 28.762 | 1:16.926 | 233.8 | 6:19.480 | |
| | 2.Nicholas FOSTER | | | | | | | | 3 | 3 | 2:07.869 | 27.363 | 28.378 | 1:12.128 | 235.8 | 8:27.349 | |
| | 1 | 3 | 4:05.704 | 2:19.787 | 30.643 | 1:15.274 | | | 4:05.704 | | | | | | | | |
| | 2 | 3 | 2:13.776 | 28.088 | 28.762 | 1:16.926 | 233.8 | | 6:19.480 | | | | | | | | |
| | 3 | 3 | 2:07.869 | 27.363 | 28.378 | 1:12.128 | 235.8 | | 8:27.349 | | | | | | | | |
| | 4 | 3 | 2:07.069 | 27.104 | 28.149 | 1:11.816 | 235.8 | | 10:34.418 | | | | | | | | |
| | 5 | 3 | 2:07.131 | 27.067 | 28.085 | 1:11.979 | 237.4 | | 12:41.549 | | | | | | | | |
| 43 | Inter Europol Competition Ligier JS P320 - Nissan | | | | | | | LMP3 | 1 | 2 | 2:36.866 | 48.716 | 34.385 | 1:13.765 | | 2:36.866 | |
| | 1.Steve BROOKS 3.Mikkel KRISTENSEN | | | | | | | | 2 | 2 | 2:28.873 | 27.602 | 30.271 | 1:31.000 | 240.0 | 5:05.739 | |
| | 2.Kevin RABIN | | | | | | | | 3 | 2 | 2:05.048 | 27.420 | 27.613 | 1:10.015 | 228.3 | 7:10.787 | |
| | 1 | 2 | 2:36.866 | 48.716 | 34.385 | 1:13.765 | | | 2:36.866 | | | | | | | | |
| | 2 | 2 | 2:28.873 | 27.602 | 30.271 | 1:31.000 | 240.0 | | 5:05.739 | | | | | | | | |
| | 3 | 2 | 2:05.048 | 27.420 | 27.613 | 1:10.015 | 228.3 | | 7:10.787 | | | | | | | | |
| | 4 | 2 | 2:05.777 | 26.599 | 27.439 | 1:11.739 | 243.8 | | 9:16.564 | | | | | | | | |
| | 5 | 2 | 2:02.922 | 27.043 | 27.226 | 1:08.653 | 243.8 | | 11:19.486 | | | | | | | | |
| 49 | High Class Racing Ligier JS P320 - Nissan | | | | | | | LMP3 | 1 | 1 | 2:46.249 | 58.968 | 30.767 | 1:16.514 | | 2:46.249 | |
| | 1.Mark PATTERSON 2.Anders FJORBACH | | | | | | | | 2 | 1 | 2:09.869 | 28.095 | 28.777 | 1:12.997 | 243.8 | 4:56.118 | |
| | 1 | 1 | 2:46.249 | 58.968 | 30.767 | 1:16.514 | | | 2:46.249 | | | | | | | | |
| | 2 | 1 | 2:09.869 | 28.095 | 28.777 | 1:12.997 | 243.8 | | 4:56.118 | | | | | | | | |
| | 3 | 1 | 2:09.551 | 27.614 | 28.220 | 1:13.717 | | | 7:05.669 | | | | | | | | |
| | 4 | 1 | 2:10.448 | 27.791 | 28.976 | 1:13.681 | 237.9 | | 9:16.117 | | | | | | | | |
| | 5 | 1 | 2:11.937 | 27.295 | 29.068 | 1:15.574 | 244.9 | | 11:28.054 | | | | | | | | |
| | 6 | 1 | 2:08.971 | 27.437 | 28.405 | 1:13.129 | 244.9 | | 13:37.025 | | | | | | | | |
| 50 | AF Corse Oreca 07 - Gibson | | | | | | | LMP2 | 1 | 3 | 2:18.953 | 40.393 | 28.061 | 1:10.499 | | 2:18.953 | |
| | 1.Jeremy CLARKE 3.Olivier PLA | | | | | | | | 2 | 3 | 1:54.916 | 25.149 | 25.088 | 1:04.679 | 263.4 | 4:13.869 | |
| | 2.Patrick BYRNE | | | | | | | | 3 | 3 | 1:55.449 | 24.896 | 24.699 | 1:05.854 | 267.3 | 6:09.318 | |
| | 1 | 3 | 2:18.953 | 40.393 | 28.061 | 1:10.499 | | | 2:18.953 | | | | | | | | |
| | 2 | 3 | 1:54.916 | 25.149 | 25.088 | 1:04.679 | 263.4 | | 4:13.869 | | | | | | | | |
| | 3 | 3 | 1:55.449 | 24.896 | 24.699 | 1:05.854 | 267.3 | | 6:09.318 | | | | | | | | |
| 51 | AF Corse Ferrari 296 GT3 | | | | | | | GT | 1 | 3 | 3:05.145 | 1:09.327 | 33.116 | 1:22.702 | | 3:05.145 | |
| | 1.Custodio TOLEDO 3.Riccardo AGOSTINI | | | | | | | | 2 | 3 | 2:15.751 | 29.635 | 29.643 | 1:16.473 | 201.5 | 5:20.896 | |
| | 2.Cedric SBIRRAZZOULI | | | | | | | | 3 | 3 | 2:09.830 | 27.732 | 30.129 | 1:11.969 | | 7:30.726 | |
| | 1 | 3 | 3:05.145 | 1:09.327 | 33.116 | 1:22.702 | | | 3:05.145 | | | | | | | | |
| | 2 | 3 | 2:15.751 | 29.635 | 29.643 | 1:16.473 | 201.5 | | 5:20.896 | | | | | | | | |
| | 3 | 3 | 2:09.830 | 27.732 | 30.129 | 1:11.969 | | | 7:30.726 | | | | | | | | |
| 55 | Car Guy Ferrari 296 GT3 | | | | | | | GT | 1 | 3 | 2:07.125 | 27.052 | 27.944 | 1:12.129 | | 9:37.851 | |
| | 1.Yudai UCHIDA 3.Daniel SERRA | | | | | | | | 2 | 3 | 2:06.995 | 27.356 | 28.210 | 1:11.429 | 237.4 | 11:44.846 | |
| | 2.Esteban MASSON | | | | | | | | 3 | 3 | 2:07.072 | 26.985 | 28.212 | 1:11.875 | 239.5 | 13:51.918 | |
| | 1 | 3 | 2:07.125 | 27.052 | 27.944 | 1:12.129 | | | 9:37.851 | | | | | | | | |
| | 2 | 3 | 2:06.995 | 27.356 | 28.210 | 1:11.429 | 237.4 | | 11:44.846 | | | | | | | | |
| | 3 | 3 | 2:07.072 | 26.985 | 28.212 | 1:11.875 | 239.5 | | 13:51.918 | | | | | | | | |
| 57 | Car Guy Ferrari 296 GT3 | | | | | | | GT | 1 | 3 | 2:06.434 | 26.931 | 28.001 | 1:11.502 | 236.3 | 15:58.352 | |
| | 1.Yudai UCHIDA 3.Daniel SERRA | | | | | | | | 2 | 3 | 2:58.665 B | 47.759 | 35.622 | 1:35.284 | | 2:58.665 | |
| | 2.Esteban MASSON | | | | | | | | 3 | 3 | 2:57.695 | 1:12.013 | 29.271 | 1:16.411 | | 5:56.360 | |
| | 1 | 3 | 2:06.434 | 26.931 | 28.001 | 1:11.502 | 236.3 | | 15:58.352 | | | | | | | | |
| | 2 | 3 | 2:58.665 B | 47.759 | 35.622 | 1:35.284 | | | 2:58.665 | | | | | | | | |
| | 3 | 3 | 2:57.695 | 1:12.013 | 29.271 | 1:16.411 | | | 5:56.360 | | | | | | | | |
| | 4 | 3 | 2:09.410 | 27.149 | 29.905 | 1:12.356 | 238.4 | | 10:13.315 | | | | | | | | |
| | 5 | 3 | 2:06.839 | 27.184 | 27.857 | 1:11.798 | 238.4 | | 12:20.154 | | | | | | | | |
| 60 | Proton Competition Porsche 911 GT3 R | | | | | | | GT | 1 | 3 | 2:06.416 | 27.124 | 27.947 | 1:11.345 | 237.9 | 14:26.570 | |
| | 1.Claudio SCHIAVONI 3.Alessio PICARIELLO | | | | | | | | 2 | 3 | 2:06.749 | 27.079 | 27.915 | 1:11.755 | 238.4 | 16:33.319 | |
| | 2.Matteo CRESSONI | | | | | | | | 3 | 3 | 2:07.545 | 27.354 | 28.206 | 1:11.985 | 236.3 | 8:03.905 | |
| | 1 | 3 | 2:06.416 | 27.124 | 27.947 | 1:11.345 | 237.9 | | 14:26.570 | | | | | | | | |
| | 2 | 3 | 2:06.749 | 27.079 | 27.915 | 1:11.755 | 238.4 | | 16:33.319 | | | | | | | | |
| | 3 | 3 | 2:07.545 | 27.354 | 28.206 | 1:11.985 | 236.3 | | 8:03.905 | | | | | | | | |
| | 4 | 3 | 2:09.410 | 27.149 | 29.905 | 1:12.356 | 238.4 | | 10:13.315 | | | | | | | | |
| | 5 | 3 | 2:06.839 | 27.184 | 27.857 | 1:11.798 | 238.4 | | 12:20.154 | | | | | | | | |
| 74 | Kessel Racing Ferrari 296 GT3 | | | | | | | GT | 1 | 3 | 2:05.880 | 26.878 | 27.823 | 1:11.179 | 237.4 | 11:17.572 | |
| | 1.Dustin Scott BLATTNER 3.Dennis MARSCHALL | | | | | | | | 2 | 3 | 2:06.466 | 26.988 | 27.790 | 1:11.688 | 238.9 | 13:24.038 | |
| | 2.Ben TUCK | | | | | | | | 3 | 3 | 2:15.704 B | 27.289 | 28.264 | 1:20.151 | 238.9 | 15:39.742 | |
| | 1 | 3 | 2:05.880 | 26.878 | 27.823 | 1:11.179 | 237.4 | | 11:17.572 | | | | | | | | |
| | 2 | 3 | 2:06.466 | 26.988 | 27.790 | 1:11.688 | 238.9 | | 13:24.038 | | | | | | | | |
| | 3 | 3 | 2:15.704 B | 27.289 | 28.264 | 1:20.151 | 238.9 | | 15:39.742 | | | | | | | | |
| | 4 | 3 | 2:07.238 | 27.024 | 28.046 | 1:12.168 | 236.8 | | 7:05.407 | | | | | | | | |
| | 5 | 3 | 2:05.880 | 26.878 | 27.823 | 1:11.179 | 237.4 | | 11:17.572 | | | | | | | | |
| 77 | Optimum Motorsport McLaren 720S GT3 | | | | | | | GT | 1 | 3 | 3:14.144 | 1:22.700 | 30.544 | 1:20.900 | | 3:14.144 | |
| | 1.Dustin Scott BLATTNER 3.Dennis MARSCHALL | | | | | | | | 2 | 3 | 2:08.395 | 27.525 | 28.510 | 1:12.360 | 234.3 | 5:22.539 | |
| | 2.Ben TUCK | | | | | | | | 3 | 3 | 2:07.157 | 27.166 | 28.285 | 1:11.706 | 238.4 | 7:29.696 | |
| | 1 | 3 | 3:14.144 | 1:22.700 | 30.544 | 1:20.900 | | | 3:14.144 | | | | | | | | |
| | 2 | 3 | 2:08.395 | 27.525 | 28.510 | 1:12.360 | 234.3 | | 5:22.539 | | | | | | | | |
| | 3 | 3 | 2:07.157 | 27.166 | 28.285 | 1:11.706 | 238.4 | | 7:29.696 | | | | | | | | |





Asian Le Mans Series 4 Hours of Sepang Warm Up

Sector Analysis

| Lap under Red Flag | | | | | | | | | | Invalidated Lap | | Personal Best | | Session Best | | B Crossing the pit lane | |
|--------------------|---------------------------|-------------------------|---------------------|-------------------|---------------------------------|--------|-----------|--|-----|-----------------|---------------------|---------------|-------------------|---------------------|--------|-------------------------|--|
| Lap | D | Time | Sector 1 | Sector 2 | Sector 3 | T. Spd | Elapsed | | Lap | D | Time | Sector 1 | Sector 2 | Sector 3 | T. Spd | Elapsed | |
| 79 | Tsunami RT | | 3. Daniel GAUNT | | Porsche 911 GT3 R GT | | | | | | | | | | | | |
| | | 1. Johannes ZELGER | | | | | | | | | | | | | | | |
| | | 2. Fabio BABINI | | | | | | | | | | | | | | | |
| 1 | 2 | 2:45.739 | 56.670 | 32.459 | 1:16.610 | | 2:45.739 | | 1 | 3 | 2:32.558 | 43.822 | 31.755 | 1:16.981 | | 2:32.558 | |
| 2 | 2 | 2:12.868 | 28.007 | 28.909 | 1:15.952 | 235.8 | 4:58.607 | | 2 | 3 | 2:07.105 | 27.585 | 28.193 | 1:11.327 | 231.8 | 4:39.663 | |
| 3 | 2 | 2:08.970 | 27.620 | 28.561 | 1:12.789 | 237.9 | 7:07.577 | | 3 | 3 | 2:06.636 | 27.206 | 27.934 | 1:11.496 | | 6:46.299 | |
| 4 | 2 | 2:09.298 | 27.588 | 28.368 | 1:13.342 | 237.9 | 9:16.875 | | 4 | 3 | 2:06.570 | 27.104 | 27.892 | 1:11.574 | 235.3 | 8:52.869 | |
| 5 | 2 | 2:14.622 | 27.604 | 28.436 | 1:18.582 | 239.5 | 11:31.497 | | 5 | 3 | 2:06.537 | 27.087 | 27.826 | 1:11.624 | 234.8 | 10:59.406 | |
| 6 | 2 | 2:08.696 | 27.649 | 28.340 | 1:12.707 | 238.4 | 13:40.193 | | 6 | 3 | 2:07.460 | 27.324 | 27.985 | 1:12.151 | 236.3 | 13:06.866 | |
| 7 | 2 | 2:08.427 | 27.536 | 28.317 | 1:12.574 | 238.4 | 15:48.620 | | 7 | 3 | 2:07.327 | 27.342 | 27.977 | 1:12.014 | 235.3 | 15:14.193 | |
| 81 | Winward Racing | | 3. Rinat SALIKHOV | | Mercedes-AMG GT3 EVO GT | | | | | | | | | | | | |
| | | 1. Jules GOUNON | | | | | | | | | | | | | | | |
| | | 2. Gabriele PIANA | | | | | | | | | | | | | | | |
| 1 | 1 | 3:26.675 | 1:40.073 | 31.599 | 1:15.003 | | 3:26.675 | | 1 | 1 | 2:58.053 | 1:03.800 | 33.412 | 1:20.841 | | 2:58.053 | |
| 2 | 1 | 2:07.788 | 27.536 | 28.390 | 1:11.862 | 236.8 | 5:34.463 | | 2 | 1 | 2:14.387 | 29.123 | 29.675 | 1:15.589 | 234.8 | 5:12.440 | |
| 3 | 1 | 2:06.534 | 27.063 | 27.939 | 1:11.532 | 237.4 | 7:40.997 | | 3 | 1 | 2:19.022 B | 28.014 | 29.062 | 1:21.946 | 237.9 | 7:31.462 | |
| 4 | 1 | 2:06.684 | 26.951 | 28.056 | 1:11.677 | 238.9 | 9:47.681 | | 4 | 3 | 3:30.219 | 1:50.014 | 28.167 | 1:12.038 | | 11:01.681 | |
| 5 | 1 | 2:09.719 | 27.050 | 28.156 | 1:14.513 | 238.9 | 11:57.400 | | 5 | 3 | 2:06.732 | 27.163 | 27.876 | 1:11.693 | 239.5 | 13:08.413 | |
| 6 | 1 | 2:06.089 | 26.809 | 27.906 | 1:11.374 | 240.5 | 14:03.489 | | 6 | 3 | 2:06.517 | 27.145 | 27.997 | 1:11.375 | 239.5 | 15:14.930 | |
| 7 | 1 | 2:06.447 | 26.936 | 27.901 | 1:11.610 | 240.0 | 16:09.936 | | | | | | | | | | |
| 82 | AF Corse | | 3. Nico VARRONE | | Ferrari 296 GT3 GT | | | | | | | | | | | | |
| | | 1. Charles-Henri SAMANI | | | | | | | | | | | | | | | |
| | | 2. Conrad LAURSEN | | | | | | | | | | | | | | | |
| 1 | 3 | 3:04.810 | 1:19.411 | 30.950 | 1:14.449 | | 3:04.810 | | 1 | 3 | 2:05.074 | 33.066 | 26.171 | 1:05.837 | | 2:05.074 | |
| 2 | 3 | 2:18.549 | 27.673 | 28.634 | 1:22.242 | 236.3 | 5:23.359 | | 2 | 3 | 1:55.959 | 25.629 | 25.619 | 1:04.711 | 268.7 | 4:01.033 | |
| 3 | 3 | 2:08.393 | 27.458 | 28.542 | 1:12.393 | 235.8 | 7:31.752 | | 3 | 3 | 1:53.990 | 25.037 | 24.738 | 1:04.215 | 269.3 | 5:55.023 | |
| 4 | 3 | 2:07.595 | 27.279 | 28.227 | 1:12.089 | | 9:39.347 | | 4 | 3 | 1:53.451 | 24.661 | 24.563 | 1:04.227 | 270.0 | 7:48.474 | |
| 5 | 3 | 2:07.624 | 27.278 | 28.257 | 1:12.089 | 236.8 | 11:46.971 | | 5 | 3 | 2:00.212 B | 24.742 | 24.345 | 1:11.125 | 270.7 | 9:48.686 | |
| 6 | 3 | 2:07.045 | 27.195 | 28.180 | 1:11.670 | 236.8 | 13:54.016 | | 6 | 2 | 3:01.988 B | 1:27.243 | 25.028 | 1:09.717 | | 12:50.674 | |
| 7 | 3 | 2:14.585 B | 27.159 | 28.257 | 1:19.169 | 236.3 | 16:08.601 | | 7 | 2 | 2:32.173 | 1:01.795 | 25.088 | 1:05.290 | | 15:22.847 | |
| 83 | AF Corse | | 3. Alessio ROVERA | | Oreca 07 - Gibson LMP2 | | | | | | | | | | | | |
| | | 1. François PERRODO | | | | | | | | | | | | | | | |
| | | 2. Matthieu VAXIVIERE | | | | | | | | | | | | | | | |
| 1 | 3 | 2:25.901 | 48.480 | 28.114 | 1:09.307 | | 2:25.901 | | 1 | 2 | 2:53.740 B | 55.258 | 31.314 | 1:27.168 | | 2:53.740 | |
| 2 | 3 | 2:04.511 | 25.954 | 28.219 | 1:10.338 | 264.1 | 4:30.412 | | 2 | 2 | 3:15.046 | 1:33.008 | 29.163 | 1:12.875 | | 6:08.786 | |
| 3 | 3 | 1:54.194 | 24.912 | 24.795 | 1:04.487 | 267.3 | 6:24.606 | | 3 | 2 | 2:06.825 | 27.266 | 28.042 | 1:11.517 | 235.8 | 8:15.611 | |
| 4 | 3 | 1:55.527 | 24.759 | 25.665 | 1:05.103 | 265.4 | 8:20.133 | | 4 | 2 | 2:06.810 | 27.112 | 27.922 | 1:11.776 | | 10:22.421 | |
| 5 | 3 | 1:59.630 | 25.400 | 25.401 | 1:08.829 | 269.3 | 10:19.763 | | 5 | 2 | 2:06.290 | 27.057 | 27.935 | 1:11.298 | 234.3 | 12:28.711 | |
| 6 | 3 | 1:55.282 | 24.942 | 24.558 | 1:05.782 | 268.7 | 12:15.045 | | 6 | 2 | 2:06.533 | 27.030 | 27.799 | 1:11.704 | | 14:35.244 | |
| 7 | 3 | 1:56.450 | 24.994 | 25.322 | 1:06.134 | 270.7 | 14:11.495 | | 7 | 2 | 2:06.538 | 26.978 | 27.937 | 1:11.623 | 235.3 | 16:41.782 | |
| 8 | 3 | 2:03.364 B | 24.722 | 24.393 | 1:14.249 | 269.3 | 16:14.859 | | | | | | | | | | |
| 85 | Iron Dames | | 3. Michelle GATTING | | Porsche 911 GT3 R GT | | | | | | | | | | | | |
| | | 1. Celia MARTIN | | | | | | | | | | | | | | | |
| | | 2. Sarah BOVY | | | | | | | | | | | | | | | |
| 1 | 3 | 3:19.171 | 1:14.366 | 39.161 | 1:25.644 | | 3:19.171 | | 1 | 3 | 2:25.549 | 36.686 | 31.455 | 1:17.408 | | 2:25.549 | |
| 2 | 3 | 2:08.765 | 27.609 | 28.706 | 1:12.450 | 234.8 | 5:27.936 | | 2 | 3 | 2:10.842 | 28.280 | 29.369 | 1:13.193 | 232.3 | 4:36.391 | |
| 3 | 3 | 2:07.391 | 27.233 | 28.181 | 1:11.977 | 235.8 | 7:35.327 | | 3 | 3 | 2:07.767 | 27.671 | 28.192 | 1:11.904 | 234.3 | 6:44.158 | |
| 4 | 3 | 2:07.275 | 27.192 | 28.166 | 1:11.917 | 236.3 | 9:42.602 | | 4 | 3 | 2:12.376 B | 27.203 | 28.053 | 1:17.120 | 234.8 | 8:56.534 | |
| 5 | 3 | 2:06.916 | 27.158 | 27.988 | 1:11.770 | 237.4 | 11:49.518 | | 5 | 1 | 3:25.396 | 1:41.035 | 28.999 | 1:15.362 | | 12:21.930 | |
| 6 | 3 | 2:06.769 | 27.001 | 27.982 | 1:11.786 | 237.4 | 13:56.287 | | 6 | 1 | 2:09.481 | 27.622 | 28.580 | 1:13.279 | 233.8 | 14:31.411 | |
| 7 | 3 | 2:06.817 | 27.089 | 28.041 | 1:11.687 | 236.8 | 16:03.104 | | 7 | 1 | 2:09.580 | 27.472 | 28.690 | 1:13.418 | 235.3 | 16:40.991 | |
| 87 | Origine Motorsport | | 3. Laurin HEINRICH | | Porsche 911 GT3 R GT | | | | | | | | | | | | |
| | | 1. Bo YUAN | | | | | | | | | | | | | | | |
| | | 2. Hongli YE | | | | | | | | | | | | | | | |
| 1 | 3 | 2:32.558 | 43.822 | 31.755 | 1:16.981 | | 2:32.558 | | 1 | 3 | 2:32.558 | 43.822 | 31.755 | 1:16.981 | | 2:32.558 | |
| 2 | 3 | 2:07.105 | 27.585 | 28.193 | 1:11.327 | 231.8 | 4:39.663 | | 2 | 3 | 2:07.105 | 27.585 | 28.193 | 1:11.327 | 231.8 | 4:39.663 | |
| 3 | 3 | 2:06.636 | 27.206 | 27.934 | 1:11.496 | | 6:46.299 | | 3 | 3 | 2:06.636 | 27.206 | 27.934 | 1:11.496 | | 6:46.299 | |
| 4 | 3 | 2:06.570 | 27.104 | 27.892 | 1:11.574 | 235.3 | 8:52.869 | | 4 | 3 | 2:06.570 | 27.104 | 27.892 | 1:11.574 | 235.3 | 8:52.869 | |
| 5 | 3 | 2:06.537 | 27.087 | 27.826 | 1:11.624 | 234.8 | 10:59.406 | | 5 | 3 | 2:06.537 | 27.087 | 27.826 | 1:11.624 | 234.8 | 10:59.406 | |
| 6 | 3 | 2:07.460 | 27.324 | 27.985 | 1:12.151 | 236.3 | 13:06.866 | | 6 | 3 | 2:07.460 | 27.324 | 27.985 | 1:12.151 | 236.3 | 13:06.866 | |
| 7 | 3 | 2:07.327 | 27.342 | 27.977 | 1:12.014 | 235.3 | 15:14.193 | | 7 | 3 | 2:07.327 | 27.342 | 27.977 | 1:12.014 | 235.3 | 15:14.193 | |
| 89 | EBM | | 3. Marco SORENSEN | | Aston Martin Vantage AMR GT3 GT | | | | | | | | | | | | |
| | | 1. Anderson TANOTO | | | | | | | | | | | | | | | |
| | | 2. Brendon LEITCH | | | | | | | | | | | | | | | |
| 1 | 1 | 2:58.053 | 1:03.800 | 33.412 | 1:20.841 | | 2:58.053 | | 1 | 1 | 2:58.053 | 1:03.800 | 33.412 | 1:20.841 | | 2:58.053 | |
| 2 | 1 | 2:14.387 | 29.123 | 29.675 | 1:15.589 | 234.8 | 5:12.440 | | 2 | 1 | 2:14.387 | 29.123 | 29.675 | 1:15.589 | 234.8 | 5:12.440 | |
| 3 | 1 | 2:19.022 B | 28.014 | 29.062 | 1:21.946 | 237.9 | 7:31.462 | | 3 | 1 | 2:19.022 B | 28.014 | 29.062 | 1:21.946 | 237.9 | 7:31.462 | |
| 4 | 3 | 3:30.219 | 1:50.014 | 28.167 | 1:12.038 | | 11:01.681 | | 4 | 3 | 3:30.219 | 1:50.014 | 28.167 | 1:12.038 | | 11:01.681 | |
| 5 | 3 | 2:06.732 | 27.163 | 27.876 | 1:11.693 | 239.5 | 13:08.413 | | 5 | 3 | 2:06.732 | 27.163 | 27.876 | 1:11.693 | 239.5 | 13:08.413 | |
| 6 | 3 | 2:06.517 | 27.145 | 27.997 | 1:11.375 | 239.5 | 15:14.930 | | 6 | 3 | 2:06.517 | 27.145 | 27.997 | 1:11.375 | 239.5 | 15:14.930 | |
| 91 | Pure RACING | | 3. Louis DELÉTRAZ | | Oreca 07 - Gibson LMP2 | | | | | | | | | | | | |
| | | 1. Aliaksandr MALYKHIN | | | | | | | | | | | | | | | |
| | | 2. Harry KING | | | | | | | | | | | | | | | |
| 1 | 3 | 2:05.074 | 33.066 | 26.171 | 1:05.837 | | 2:05.074 | | 1 | 3 | 2:05.074 | 33.066 | 26.171 | 1:05.837 | | 2:05.074 | |
| 2 | 3 | 1:55.959 | 25.629 | 25.619 | 1:04.711 | 268.7 | 4:01.033 | | 2 | 3 | 1:55.959 | 25.629 | 25.619 | 1:04.711 | 268.7 | 4:01.033 | |
| 3 | 3 | 1:53.990 | 25.037 | 24.738 | 1:04.215 | 269.3 | 5:55.023 | | 3 | 3 | 1:53.990 | 25.037 | 24.738 | 1:04.215 | 269.3 | 5:55.023 | |
| 4 | 3 | 1:53.451 | 24.661 | 24.563 | 1:04.227 | 270.0 | 7:48.474 | | 4 | 3 | 1:53.451 | 24.661 | 24.563 | 1:04.227 | 270.0 | 7:48.474 | |
| 5 | 3 | 2:00.212 B | 24.742 | 24.345 | 1:11.125 | 270.7 | 9:48.686 | | 5 | 3 | 2:00.212 B | 24.742 | 24.345 | 1:11.125 | 270.7 | 9:48.686 | |
| 6 | 2 | 3:01.988 B | 1: | | | | | | | | | | | | | | |