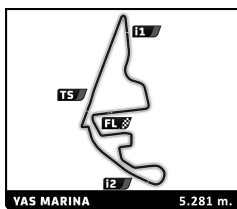


Asian Le Mans Series Private Test Private Test Session 1

Sector Analysis

Lap under Red Flag												Invalidated Lap	Personal Best	Session Best	Crossing the pit lane	
Lap	D	Time	Sector 1	Sector 2	Sector 3	T. Spd	Elapsed	Lap	D	Time	Sector 1	Sector 2	Sector 3	T. Spd	Elapsed	
2	Climax Racing		Mercedes-AMG GT3 EVO													
	1. Bihuang ZHOU			3. Ralf ARON			GT									
	2. Elias SEPPANEN															
	1	1	3:27.886 B	1:27.353	1:03.208	57.325	192.2	3:27.886	19	1	1:55.604 B	22.581	44.240	48.783	285.7	37:57.620
	2	1	5:33.455	3:53.227	51.628	48.600	213.4	9:01.341	20	2	4:46.381	2:56.939	48.915	1:00.527	212.2	42:44.001
	3	1	1:56.147	24.635	48.295	42.217	254.7	10:57.488	21	2	2:17.513	51.153	45.117	41.243	254.7	45:01.514
	4	1	1:54.320	24.219	47.242	42.859	259.0	12:51.808	22	2	1:43.348	21.186	43.413	38.749	282.0	46:44.862
	5	1	2:08.805	25.413	48.192	55.200	257.1	15:00.613	23	2	1:47.550	21.336	44.094	42.120	282.0	48:32.412
	6	1	2:16.737 B	24.972	53.062	58.703	259.6	17:17.350	24	2	1:48.368 B	20.861	43.549	43.958	285.7	50:20.780
	7	3	3:53.438	2:20.802	49.293	43.343	252.3	21:10.788	25	2	5:51.791 B	3:22.310	1:08.616	1:20.865	242.7	56:12.571
	8	3	1:54.963	24.287	47.925	42.751	258.4	23:05.751	26	2	14:06.210	...	45.375	39.801	259.6	1:10:18.781
	9	3	1:56.460	24.059	47.537	44.864	260.9	25:02.211	27	2	1:45.807	21.537	44.133	40.137	268.7	1:12:04.588
	10	3	1:56.955	24.024	48.288	44.643	259.0	26:59.166	28	2	1:50.842 B	22.110	45.506	43.226	259.6	1:13:55.430
	11	3	1:54.454	24.016	47.583	42.855	257.8	28:53.620	29	1	3:59.523	2:34.035	45.070	40.418	268.7	1:17:54.953
	12	3	1:56.700	24.191	47.779	44.730	259.6	30:50.320	30	1	1:46.660	22.381	44.134	40.145	284.2	1:19:41.613
	13	3	1:54.406	23.998	47.637	42.771	259.6	32:44.726	31	1	1:46.151	22.665	43.646	39.840	286.5	1:21:27.764
	14	3	1:54.705	24.129	47.817	42.759	259.0	34:39.431	32	1	1:48.234	23.516	44.021	40.697	288.0	1:23:15.998
15	3	1:58.254 B	24.271	48.211	45.772	259.0	36:37.685	33	1	2:15.540	22.170	43.853	1:09.517	288.8	1:25:31.538	
16	3	5:55.324	4:03.331	49.925	1:02.068	246.6	42:33.009	34	1	1:48.442	23.454	43.889	41.099	286.5	1:27:19.980	
17	3	2:30.149	53.129	52.258	44.762	254.7	45:03.158	35	1	1:51.242 B	22.301	44.525	44.416	286.5	1:29:11.222	
18	3	1:56.064	24.962	48.002	43.100	258.4	46:59.222									
19	3	1:55.041	24.160	47.921	42.960	257.8	48:54.263									
20	3	1:59.064 B	24.590	48.196	46.278	257.1	50:53.327									
21	3	5:25.445 B	2:52.368	1:17.195	1:15.882	81.1	56:18.772									
22	1	14:49.543	...	51.480	47.589	192.9	1:11:08.315									
23	1	1:58.350	25.029	48.722	44.599	257.1	1:13:06.665									
24	1	1:57.346	24.457	48.007	44.882	259.6	1:15:04.011									
25	1	2:07.746	24.572	51.172	52.002	259.0	1:17:11.757									
26	1	2:01.543	24.127	47.869	49.547	260.9	1:19:13.300									
27	1	1:55.185	24.352	47.786	43.047	259.6	1:21:08.485									
28	1	1:54.939	24.310	47.695	42.934	259.0	1:23:03.424									
29	1	2:24.626 B	24.507	47.965	1:12.154	259.0	1:25:28.050									
3	DKR Engineering		Oreca 07 - Gibson													
	1. Georgios KOLOVOS			3. Job VAN UITERT			LMP2									
	2. Laurents HÖRR															
	1	3	2:32.503	1:02.163	48.941	41.399	210.5	2:32.503	1	2	2:25.571	50.108	52.164	43.299	237.4	2:25.571
	2	3	1:51.263 B	22.727	44.717	43.819	257.8	4:23.766	2	2	1:52.132	23.901	46.852	41.379	259.0	4:17.703
	3	3	3:15.322	1:50.687	44.673	39.962	270.0	7:39.088	3	2	2:43.163	45.718	1:15.233	42.212	192.5	7:00.866
	4	3	1:44.663	21.306	43.750	39.607	281.2	9:23.751	4	2	1:50.905	23.125	46.897	40.883	262.8	8:51.771
	5	3	1:45.108	21.723	43.455	39.930	282.7	11:08.859	5	2	1:52.965	23.410	47.488	42.067	264.7	10:44.736
	6	3	1:42.928	21.012	43.228	38.688	285.0	12:51.787	6	2	1:52.702	23.799	47.400	41.503	260.9	12:37.438
	7	3	1:44.513	22.089	43.478	38.946	284.2	14:36.300	7	2	1:49.777	22.922	46.544	40.311	262.1	14:27.215
	8	3	1:44.251	22.136	43.758	38.357	282.7	16:20.551	8	2	1:50.151	23.087	46.407	40.657	263.4	16:17.366
	9	3	1:48.690 B	20.939	43.293	44.458	284.2	18:09.241	9	2	1:50.199	22.868	46.611	40.720	265.4	18:07.565
	10	1	3:28.550	2:03.140	45.408	40.002	285.7	21:37.791	10	2	1:54.686 B	23.030	46.367	45.289	263.4	20:02.251
	11	1	1:49.678	24.682	44.532	40.464	286.5	23:27.469	11	3	4:09.208	2:38.550	48.171	42.487	243.2	24:11.459
	12	1	1:49.192	22.048	44.040	43.104	286.5	25:16.661	12	3	1:54.755	23.854	47.930	42.971	259.6	26:06.214
	13	1	1:49.512	22.839	44.193	42.480	286.5	27:06.173	13	3	1:53.020	23.648	47.026	42.346	260.9	27:59.234
	14	1	1:47.665	22.923	44.501	40.241	285.7	28:53.838	14	3	1:53.547	24.080	47.724	41.743	261.5	29:52.781
15	1	1:48.147	21.788	45.687	40.672	268.7	30:41.985	15	3	1:53.306	23.559	46.905	42.842	262.1	31:46.087	
16	1	1:47.324	21.799	44.383	41.142	287.2	32:29.309	16	3	1:52.400	23.432	46.650	42.318	261.5	33:38.487	
17	1	1:46.125	21.891	44.181	40.053	288.0	34:15.434	17	3	1:53.769	23.789	47.308	42.672	262.1	35:32.256	
18	1	1:46.582	21.806	44.084	40.692	288.0	36:02.016	18	3	1:59.089	23.799	47.648	47.642	262.8	37:31.345	





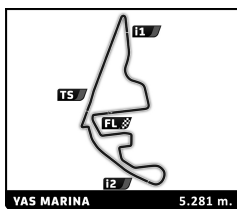
Asian Le Mans Series Private Test Private Test Session 1

Sector Analysis

Lap under Red Flag Invalidated Lap Personal Best Session Best B Crossing the pit lane

Lap	D	Time	Sector 1	Sector 2	Sector 3	T. Spd	Elapsed	Lap	D	Time	Sector 1	Sector 2	Sector 3	T. Spd	Elapsed							
34	1	2:22.605	23.207	46.437	1:12.961	262.8	1:25:26.232	22	1	1:57.757	24.564	48.834	44.359	242.7	50:18.392							
35	1	1:59.961	27.069	47.256	45.636	252.3	1:27:26.193	23	1	1:57.175	24.504	48.037	44.634	259.0	52:15.567							
36	1	1:56.246	23.060	46.480	46.706	263.4	1:29:22.439	24	1	2:01.955 B	24.873	48.465	48.617	257.1	54:17.522							
37	1	1:50.588	22.949	46.590	41.049	263.4	1:31:13.027	25	1	16:16.101	...	50.497	45.769	242.2	1:10:33.623							
8 Dragon Racing 1. Todd COLEMAN 2. Lorcan HANAFIN 3. Aaron TELLITZ Ferrari 296 GT3 GT								26								1	1:57.239	24.792	48.405	44.042	257.1	1:12:30.862
1	2	2:28.546 B	43.440	54.921	50.185	210.1	2:28.546	27	1	1:56.862	24.619	48.441	43.802	256.5	1:14:27.724							
2	2	8:31.063	6:55.575	50.728	44.760	241.1	10:59.609	28	1	2:01.595 B	24.922	48.684	47.989	257.8	1:16:29.319							
3	2	1:57.714	25.066	49.007	43.641	253.5	12:57.323	29	2	3:29.695	1:48.156	54.143	47.396	188.8	1:19:59.014							
4	2	1:56.778	24.659	48.663	43.456	256.5	14:54.101	30	2	2:00.175	24.811	48.427	46.937	256.5	1:21:59.189							
5	2	1:55.200	24.029	47.809	43.362	257.1	16:49.301	31	2	1:55.138	24.493	47.778	42.867	262.8	1:23:54.327							
6	2	1:58.446 B	24.135	48.323	45.988	256.5	18:47.747	32	2	2:31.904	24.108	1:23.794	44.002	79.4	1:26:26.231							
7	2	12:33.384	...	53.047	45.568	212.2	31:21.131	33	2	1:54.874	24.276	47.814	42.784	259.6	1:28:21.105							
8	2	1:55.983	24.646	48.146	43.191	253.5	33:17.114	34	2	1:57.041	24.196	48.503	44.342	266.0	1:30:18.146							
9	2	1:54.270	23.998	47.956	42.316	255.9	35:11.384	10 Manthey 1. Antares AU 2. Klaus BACHLER 3. Joel STURM Porsche 911 GT3 R GT														
10	2	1:54.142	24.035	47.856	42.251	256.5	37:05.526	1	1	2:36.169	54.359	52.866	48.944	227.4	2:36.169							
11	2	2:00.171	23.942	49.584	46.645	259.0	39:05.697	2	1	2:06.452	28.764	49.619	48.069	234.3	4:42.621							
12	2	1:54.258	24.042	47.506	42.710	256.5	40:59.955	3	1	2:31.490	53.755	53.565	44.170	258.4	7:14.111							
13	2	2:46.944 B	24.763	1:08.675	1:13.506	241.1	43:46.899	4	1	1:55.390	24.727	47.512	43.151	266.0	9:09.501							
14	3	26:25.356	...	50.176	44.502	238.4	1:10:12.255	5	1	1:54.539	24.487	47.153	42.899	261.5	11:04.040							
15	3	1:57.658	25.065	48.753	43.840	253.3	1:12:09.913	6	1	1:57.100	24.327	47.290	45.483	259.6	13:01.140							
16	3	1:56.422	24.751	48.592	43.079	255.9	1:14:06.335	7	1	1:57.858	24.674	48.052	45.132	263.4	14:58.998							
17	3	1:55.843	24.468	48.261	43.114	256.5	1:16:02.178	8	1	1:58.185 B	24.426	48.140	45.619	260.9	16:57.183							
18	3	1:58.557 B	24.407	48.133	46.017	257.8	1:18:00.735	9	3	4:52.303 B	3:17.942	49.222	45.139	255.9	21:49.486							
19	1	5:36.452	3:58.646	50.695	47.111	244.9	1:23:37.187	10	2	3:25.507	1:53.583	48.511	43.413	241.1	25:14.993							
20	1	2:33.463	25.925	1:15.712	51.826	144.4	1:26:10.650	11	2	1:57.219	24.609	48.455	44.155	251.7	27:12.212							
21	1	2:01.115	25.756	49.944	45.415	255.9	1:28:11.765	12	2	1:55.152	24.554	47.933	42.665	260.2	29:07.364							
22	1	1:59.656	25.579	49.064	45.013	257.8	1:30:11.421	13	2	1:54.858	24.427	47.925	42.506	260.9	31:02.222							
9 GetSpeed 1. Anthony BARTONE 2. Steve JANS 3. Fabian SCHILLER Mercedes-AMG GT3 EVO GT								14								2	1:54.833	24.172	47.553	43.108	262.1	32:57.055
1	3	2:48.894	1:07.282	52.034	49.578	188.2	2:48.894	15	2	1:56.145	24.142	47.663	44.340	258.4	34:53.200							
2	3	2:17.417	26.759	49.166	1:01.492	260.2	5:06.311	16	2	1:56.879	25.747	48.291	42.841	249.4	36:50.079							
3	3	2:19.160	46.638	48.640	43.882	254.7	7:25.471	17	2	1:54.511	24.173	47.757	42.581	260.9	38:44.590							
4	3	1:57.747	24.482	48.402	44.863	254.1	9:23.218	18	2	1:54.205	24.066	47.635	42.504	257.8	40:38.795							
5	3	1:54.940	24.468	47.500	42.972	261.5	11:18.158	19	2	2:19.882	24.175	47.752	1:07.955	258.4	42:58.677							
6	3	1:54.040	24.095	47.383	42.562	260.9	13:12.198	20	2	2:16.031 B	42.583	47.845	45.603	259.6	45:14.708							
7	3	1:53.780	23.867	47.236	42.677	262.1	15:05.978	21	2	3:20.543	1:49.713	47.843	42.987	257.8	48:35.251							
8	3	1:59.001 B	24.443	48.697	45.861	222.7	17:04.979	22	2	1:54.337	24.165	47.491	42.681	262.1	50:29.588							
9	2	4:25.172	2:41.779	52.694	50.699	247.7	21:30.151	23	2	1:54.529	24.118	47.788	42.623	260.9	52:24.117							
10	2	1:57.203	25.326	48.435	43.442	259.6	23:27.354	24	2	2:07.704 B	24.152	47.453	56.099	260.9	54:31.821							
11	2	1:55.101	24.385	47.901	42.815	260.2	25:22.455	25	2	16:03.967	...	49.375	44.055	243.2	1:10:35.788							
12	2	1:57.670	24.632	49.800	43.238	257.8	27:20.125	26	2	2:00.801	24.694	47.853	48.254	261.5	1:12:36.589							
13	2	1:54.227	24.164	47.755	42.308	259.6	29:14.352	27	2	1:54.622	24.284	47.506	42.832	261.5	1:14:31.211							
14	2	2:17.028	25.754	53.251	58.023	164.4	31:31.380	28	2	1:55.207	24.280	47.512	43.415	262.1	1:16:26.418							
15	2	2:05.240	24.256	48.760	52.224	259.6	33:36.620	29	2	1:56.600 B	24.095	47.369	45.136	261.5	1:18:23.018							
16	2	1:54.449	24.171	47.741	42.537	259.0	35:31.069	30	2	4:18.110	2:45.098	49.216	43.796	253.5	1:22:41.128							
17	2	1:58.645 B	24.124	47.853	46.668	260.9	37:29.714	31	2	1:58.176	24.339	47.720	46.117	261.5	1:24:39.304							
18	1	4:11.018	2:33.391	49.783	47.844	248.3	41:40.732	32	2	2:25.149	52.992	49.372	42.785	262.1	1:27:04.453							
19	1	2:47.087	32.923	1:30.182	43.982	79.1	44:27.819	33	2	1:53.608	23.959	47.313	42.336	260.2	1:28:58.061							
20	1	1:56.249	24.485	48.250	43.514	258.4	46:24.068	34	2	1:55.491	23.999	48.128	43.364	256.5	1:30:53.552							
21	1	1:56.567	24.405	48.202	43.960	256.5	48:20.635	11 Proton Competition 1. Alexander MATTSCHULL 2. Jonas RIED 3. Mathias BECHE Oreca 07 - Gibson LMP2														





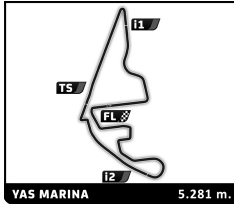
Asian Le Mans Series Private Test Session 1

Sector Analysis

Lap under Red Flag Invalidated Lap Personal Best Session Best B Crossing the pit lane

Main table with columns for Lap, D, Time, Sector 1-3, T, Spd, Elapsed, Lap, D, Time, Sector 1-3, T, Spd, Elapsed. Includes driver details for Climax Racing (14), Car Collection Motorsport (12), and RLR M Sport (15).





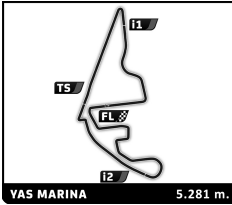
Asian Le Mans Series Private Test Private Test Session 1

Sector Analysis

Lap under Red Flag Invalidated Lap Personal Best Session Best B Crossing the pit lane

Lap	D	Time	Sector 1	Sector 2	Sector 3	T. Spd	Elapsed	Lap	D	Time	Sector 1	Sector 2	Sector 3	T. Spd	Elapsed																																																																																																																																																																																																																																																																																																																																																														
7	3	1:55.973	23.754	47.969	44.250	262.8	18:27.244	23	3	4:01.615 B	53.596	1:46.608	1:21.411	80.1	58:10.490																																																																																																																																																																																																																																																																																																																																																														
8	3	2:00.263 B	23.935	47.769	48.559	264.7	20:27.507	24	3	13:30.176	...	48.819	44.332	255.3	1:11:40.666																																																																																																																																																																																																																																																																																																																																																														
9	1	3:41.779	2:10.734	47.638	43.407	264.1	24:09.286	25	3	1:56.667	24.743	47.873	44.051	258.4	1:13:37.333																																																																																																																																																																																																																																																																																																																																																														
10	1	1:53.549	23.968	47.206	42.375	264.1	26:02.835	26	3	1:58.802 B	24.471	47.714	46.617	260.2	1:15:36.135																																																																																																																																																																																																																																																																																																																																																														
11	1	1:54.575	23.893	48.024	42.658	264.7	27:57.410	27	3	3:41.361	2:04.108	51.804	45.449	252.3	1:19:17.496																																																																																																																																																																																																																																																																																																																																																														
12	1	2:03.692	23.864	56.685	43.143	264.7	30:01.102	28	3	1:57.479	24.799	48.119	44.561	259.6	1:21:14.975																																																																																																																																																																																																																																																																																																																																																														
13	1	2:02.094 B	26.044	48.047	48.003	259.0	32:03.196	29	3	1:55.224	24.217	47.671	43.336	259.6	1:23:10.199																																																																																																																																																																																																																																																																																																																																																														
14	2	3:43.498	2:12.997	48.638	41.863	243.8	35:46.694	30	3	2:23.179	24.403	47.968	1:10.808	260.2	1:25:33.378																																																																																																																																																																																																																																																																																																																																																														
15	2	1:51.558	23.900	46.567	41.091	257.1	37:38.252	31	3	1:55.698	24.992	47.778	42.928	257.1	1:27:29.076																																																																																																																																																																																																																																																																																																																																																														
16	2	1:52.003	24.350	46.941	40.712	266.7	39:30.255	32	3	1:54.702	24.400	47.554	42.748	258.4	1:29:23.778																																																																																																																																																																																																																																																																																																																																																														
17	2	1:50.190	22.972	46.222	40.996	268.0	41:20.445	33	3	1:54.455	24.024	47.580	42.851	259.0	1:31:18.233																																																																																																																																																																																																																																																																																																																																																														
18	2	2:45.329 B	22.816	1:25.675	56.838	79.7	44:05.774	<div data-bbox="853 846 1508 918" data-label="Complex-Block"> <p>19 Blackthorn <small>Aston Martin Vantage AMR GT3</small> 1. Giacomo PETROBELLI 3. Charles BATEMAN GT 2. Jonathan ADAM</p> </div>																																																																																																																																																																																																																																																																																																																																																																					
19	2	4:16.687	2:49.047	46.635	41.005	266.0	48:22.461																																																																																																																																																																																																																																																																																																																																																																						
20	2	1:51.639	23.178	46.609	41.852	267.3	50:14.100																																																																																																																																																																																																																																																																																																																																																																						
21	2	1:51.994	23.618	46.910	41.466	264.7	52:06.094																																																																																																																																																																																																																																																																																																																																																																						
22	2	1:50.628	22.825	47.148	40.655	267.3	53:56.722																																																																																																																																																																																																																																																																																																																																																																						
23	2	3:44.719 B	42.021	1:45.687	1:17.011	79.6	57:41.441																																																																																																																																																																																																																																																																																																																																																																						
24	1	13:51.742	...	48.579	42.728	244.9	1:11:33.183																																																																																																																																																																																																																																																																																																																																																																						
25	1	1:54.131	24.026	47.330	42.775	260.9	1:13:27.314																																																																																																																																																																																																																																																																																																																																																																						
26	1	1:53.613	24.085	47.295	42.233	264.7	1:15:20.927																																																																																																																																																																																																																																																																																																																																																																						
27	1	1:52.385	23.874	46.784	41.727	265.4	1:17:13.312																																																																																																																																																																																																																																																																																																																																																																						
28	1	1:54.165	23.794	46.947	43.424	269.3	1:19:07.477																																																																																																																																																																																																																																																																																																																																																																						
29	1	1:52.730	23.910	46.656	42.164	265.4	1:21:00.207																																																																																																																																																																																																																																																																																																																																																																						
30	1	1:52.774	23.857	46.741	42.176	267.3	1:22:52.981																																																																																																																																																																																																																																																																																																																																																																						
31	1	2:08.206	23.831	47.169	57.206	265.4	1:25:01.187																																																																																																																																																																																																																																																																																																																																																																						
32	1	2:11.689	40.904	47.720	43.065	263.4	1:27:12.876																																																																																																																																																																																																																																																																																																																																																																						
33	1	1:52.834	23.966	46.897	41.971	266.7	1:29:05.710																																																																																																																																																																																																																																																																																																																																																																						
34	1	1:54.049	24.064	47.272	42.713	266.0	1:30:59.759																																																																																																																																																																																																																																																																																																																																																																						
<div data-bbox="154 1323 807 1393" data-label="Complex-Block"> <p>16 Winward Racing <small>Mercedes-AMG GT3 EVO</small> 1. Maro ENGEL 3. Sergey STOLYAROV GT 2. Viktor SHAYTAR</p> </div>															<div data-bbox="853 1377 1508 1899" data-label="Table"> <table border="1"> <tbody> <tr><td>1</td><td>1</td><td>3:35.900</td><td>1:58.621</td><td>49.391</td><td>47.888</td><td>255.3</td><td>3:35.900</td><td>17</td><td>3</td><td>1:59.611 B</td><td>24.228</td><td>48.104</td><td>47.279</td><td>258.4</td><td>36:44.290</td></tr> <tr><td>2</td><td>1</td><td>2:47.328 B</td><td>27.509</td><td>1:17.949</td><td>1:01.870</td><td>68.9</td><td>6:23.228</td><td>18</td><td>2</td><td>3:27.265</td><td>1:55.930</td><td>48.172</td><td>43.163</td><td>254.7</td><td>40:11.555</td></tr> <tr><td>3</td><td>1</td><td>2:25.559</td><td>50.345</td><td>48.405</td><td>46.809</td><td>258.4</td><td>8:48.787</td><td>19</td><td>2</td><td>2:00.530 B</td><td>24.242</td><td>48.067</td><td>48.221</td><td>257.8</td><td>42:12.085</td></tr> <tr><td>4</td><td>1</td><td>1:58.258</td><td>24.716</td><td>47.710</td><td>45.832</td><td>259.6</td><td>10:47.045</td><td>20</td><td>2</td><td>2:45.102</td><td>1:05.045</td><td>55.597</td><td>44.460</td><td>252.3</td><td>44:57.187</td></tr> <tr><td>5</td><td>1</td><td>1:57.479</td><td>24.226</td><td>47.858</td><td>45.395</td><td>260.2</td><td>12:44.524</td><td>21</td><td>2</td><td>1:54.462</td><td>24.029</td><td>47.571</td><td>42.862</td><td>259.6</td><td>46:51.649</td></tr> <tr><td>6</td><td>1</td><td>1:54.269</td><td>24.117</td><td>47.500</td><td>42.652</td><td>259.6</td><td>14:38.793</td><td>22</td><td>2</td><td>1:59.217</td><td>24.180</td><td>48.557</td><td>46.480</td><td>251.7</td><td>48:50.866</td></tr> <tr><td>7</td><td>1</td><td>1:56.668</td><td>24.038</td><td>48.548</td><td>44.082</td><td>261.5</td><td>16:35.461</td><td>23</td><td>2</td><td>1:54.118</td><td>24.118</td><td>47.415</td><td>42.585</td><td>259.6</td><td>50:44.984</td></tr> <tr><td>8</td><td>1</td><td>1:57.019</td><td>24.481</td><td>47.768</td><td>44.770</td><td>259.6</td><td>18:32.480</td><td>24</td><td>2</td><td>1:56.556</td><td>23.971</td><td>47.506</td><td>45.079</td><td>259.6</td><td>52:41.540</td></tr> <tr><td>9</td><td>1</td><td>1:54.095</td><td>24.012</td><td>47.345</td><td>42.738</td><td>259.6</td><td>20:26.575</td><td>25</td><td>2</td><td>2:18.721 B</td><td>24.689</td><td>48.152</td><td>1:05.880</td><td>259.6</td><td>55:00.261</td></tr> <tr><td>10</td><td>1</td><td>1:53.691</td><td>23.974</td><td>47.332</td><td>42.385</td><td>260.2</td><td>22:20.266</td><td>26</td><td>1</td><td>15:40.426</td><td>...</td><td>49.754</td><td>46.263</td><td>237.9</td><td>1:10:40.687</td></tr> <tr><td>11</td><td>1</td><td>1:57.173 B</td><td>23.829</td><td>47.595</td><td>45.749</td><td>261.5</td><td>24:17.439</td><td>27</td><td>1</td><td>1:57.448</td><td>24.890</td><td>48.539</td><td>44.019</td><td>257.1</td><td>1:12:38.135</td></tr> <tr><td>12</td><td>3</td><td>6:13.325</td><td>4:34.283</td><td>51.771</td><td>47.271</td><td>256.5</td><td>30:30.764</td><td>28</td><td>1</td><td>2:01.479 B</td><td>25.685</td><td>48.623</td><td>47.171</td><td>259.6</td><td>1:14:39.614</td></tr> <tr><td>13</td><td>3</td><td>1:59.369</td><td>25.225</td><td>48.507</td><td>45.637</td><td>258.4</td><td>32:30.133</td><td>29</td><td>1</td><td>3:15.826</td><td>1:37.592</td><td>51.310</td><td>46.924</td><td>250.6</td><td>1:17:55.440</td></tr> <tr><td>14</td><td>3</td><td>2:02.466</td><td>25.952</td><td>49.094</td><td>47.420</td><td>257.1</td><td>34:32.599</td><td>30</td><td>1</td><td>1:57.114</td><td>25.069</td><td>48.446</td><td>43.599</td><td>257.8</td><td>1:19:52.554</td></tr> <tr><td>15</td><td>3</td><td>1:59.014</td><td>25.090</td><td>48.090</td><td>45.834</td><td>259.0</td><td>36:31.613</td><td>31</td><td>1</td><td>1:56.215</td><td>24.449</td><td>48.290</td><td>43.476</td><td>259.6</td><td>1:21:48.769</td></tr> <tr><td>16</td><td>3</td><td>1:56.332</td><td>24.564</td><td>47.880</td><td>43.888</td><td>257.8</td><td>38:27.945</td><td>32</td><td>1</td><td>1:55.055</td><td>24.455</td><td>47.669</td><td>42.931</td><td>260.9</td><td>1:23:43.824</td></tr> <tr><td>17</td><td>3</td><td>1:56.067</td><td>24.613</td><td>47.838</td><td>43.616</td><td>258.4</td><td>40:24.012</td><td>33</td><td>1</td><td>2:28.123</td><td>24.095</td><td>1:16.375</td><td>47.653</td><td>79.6</td><td>1:26:11.947</td></tr> <tr><td>18</td><td>3</td><td>2:18.903 B</td><td>25.419</td><td>50.460</td><td>1:03.024</td><td>253.5</td><td>42:42.915</td><td>34</td><td>1</td><td>2:04.379</td><td>30.544</td><td>49.477</td><td>44.358</td><td>260.2</td><td>1:28:16.326</td></tr> <tr><td>19</td><td>3</td><td>5:30.846</td><td>3:52.724</td><td>53.384</td><td>44.738</td><td>250.6</td><td>48:13.761</td><td>35</td><td>1</td><td>2:01.456 B</td><td>24.365</td><td>47.752</td><td>49.339</td><td>261.5</td><td>1:30:17.782</td></tr> <tr><td>20</td><td>3</td><td>1:58.711</td><td>24.722</td><td>48.342</td><td>45.647</td><td>256.5</td><td>50:12.472</td><td colspan="7"> <div data-bbox="853 1910 1508 1982" data-label="Complex-Block"> <p>20 Algarve Pro Racing <small>Oreca 07 - Gibson LMP2</small> 1. Kriton LENTOUDIS 3. Alex QUINN 2. Olli CALDWELL</p> </div> </td></tr> <tr><td>21</td><td>3</td><td>1:58.422</td><td>24.425</td><td>49.338</td><td>44.659</td><td>243.8</td><td>52:10.894</td><td>1</td><td>3</td><td>3:51.582</td><td>2:25.094</td><td>46.860</td><td>39.628</td><td>231.8</td><td>3:51.582</td></tr> <tr><td>22</td><td>3</td><td>1:57.981</td><td>24.301</td><td>47.754</td><td>45.926</td><td>257.1</td><td>54:08.875</td></tr> </tbody> </table> </div>								1	1	3:35.900	1:58.621	49.391	47.888	255.3	3:35.900	17	3	1:59.611 B	24.228	48.104	47.279	258.4	36:44.290	2	1	2:47.328 B	27.509	1:17.949	1:01.870	68.9	6:23.228	18	2	3:27.265	1:55.930	48.172	43.163	254.7	40:11.555	3	1	2:25.559	50.345	48.405	46.809	258.4	8:48.787	19	2	2:00.530 B	24.242	48.067	48.221	257.8	42:12.085	4	1	1:58.258	24.716	47.710	45.832	259.6	10:47.045	20	2	2:45.102	1:05.045	55.597	44.460	252.3	44:57.187	5	1	1:57.479	24.226	47.858	45.395	260.2	12:44.524	21	2	1:54.462	24.029	47.571	42.862	259.6	46:51.649	6	1	1:54.269	24.117	47.500	42.652	259.6	14:38.793	22	2	1:59.217	24.180	48.557	46.480	251.7	48:50.866	7	1	1:56.668	24.038	48.548	44.082	261.5	16:35.461	23	2	1:54.118	24.118	47.415	42.585	259.6	50:44.984	8	1	1:57.019	24.481	47.768	44.770	259.6	18:32.480	24	2	1:56.556	23.971	47.506	45.079	259.6	52:41.540	9	1	1:54.095	24.012	47.345	42.738	259.6	20:26.575	25	2	2:18.721 B	24.689	48.152	1:05.880	259.6	55:00.261	10	1	1:53.691	23.974	47.332	42.385	260.2	22:20.266	26	1	15:40.426	...	49.754	46.263	237.9	1:10:40.687	11	1	1:57.173 B	23.829	47.595	45.749	261.5	24:17.439	27	1	1:57.448	24.890	48.539	44.019	257.1	1:12:38.135	12	3	6:13.325	4:34.283	51.771	47.271	256.5	30:30.764	28	1	2:01.479 B	25.685	48.623	47.171	259.6	1:14:39.614	13	3	1:59.369	25.225	48.507	45.637	258.4	32:30.133	29	1	3:15.826	1:37.592	51.310	46.924	250.6	1:17:55.440	14	3	2:02.466	25.952	49.094	47.420	257.1	34:32.599	30	1	1:57.114	25.069	48.446	43.599	257.8	1:19:52.554	15	3	1:59.014	25.090	48.090	45.834	259.0	36:31.613	31	1	1:56.215	24.449	48.290	43.476	259.6	1:21:48.769	16	3	1:56.332	24.564	47.880	43.888	257.8	38:27.945	32	1	1:55.055	24.455	47.669	42.931	260.9	1:23:43.824	17	3	1:56.067	24.613	47.838	43.616	258.4	40:24.012	33	1	2:28.123	24.095	1:16.375	47.653	79.6	1:26:11.947	18	3	2:18.903 B	25.419	50.460	1:03.024	253.5	42:42.915	34	1	2:04.379	30.544	49.477	44.358	260.2	1:28:16.326	19	3	5:30.846	3:52.724	53.384	44.738	250.6	48:13.761	35	1	2:01.456 B	24.365	47.752	49.339	261.5	1:30:17.782	20	3	1:58.711	24.722	48.342	45.647	256.5	50:12.472	<div data-bbox="853 1910 1508 1982" data-label="Complex-Block"> <p>20 Algarve Pro Racing <small>Oreca 07 - Gibson LMP2</small> 1. Kriton LENTOUDIS 3. Alex QUINN 2. Olli CALDWELL</p> </div>							21	3	1:58.422	24.425	49.338	44.659	243.8	52:10.894	1	3	3:51.582	2:25.094	46.860	39.628	231.8	3:51.582	22	3	1:57.981	24.301	47.754	45.926	257.1	54:08.875
1	1	3:35.900	1:58.621	49.391	47.888	255.3	3:35.900								17	3	1:59.611 B	24.228	48.104	47.279	258.4	36:44.290																																																																																																																																																																																																																																																																																																																																																							
2	1	2:47.328 B	27.509	1:17.949	1:01.870	68.9	6:23.228	18	2	3:27.265	1:55.930	48.172	43.163	254.7	40:11.555																																																																																																																																																																																																																																																																																																																																																														
3	1	2:25.559	50.345	48.405	46.809	258.4	8:48.787	19	2	2:00.530 B	24.242	48.067	48.221	257.8	42:12.085																																																																																																																																																																																																																																																																																																																																																														
4	1	1:58.258	24.716	47.710	45.832	259.6	10:47.045	20	2	2:45.102	1:05.045	55.597	44.460	252.3	44:57.187																																																																																																																																																																																																																																																																																																																																																														
5	1	1:57.479	24.226	47.858	45.395	260.2	12:44.524	21	2	1:54.462	24.029	47.571	42.862	259.6	46:51.649																																																																																																																																																																																																																																																																																																																																																														
6	1	1:54.269	24.117	47.500	42.652	259.6	14:38.793	22	2	1:59.217	24.180	48.557	46.480	251.7	48:50.866																																																																																																																																																																																																																																																																																																																																																														
7	1	1:56.668	24.038	48.548	44.082	261.5	16:35.461	23	2	1:54.118	24.118	47.415	42.585	259.6	50:44.984																																																																																																																																																																																																																																																																																																																																																														
8	1	1:57.019	24.481	47.768	44.770	259.6	18:32.480	24	2	1:56.556	23.971	47.506	45.079	259.6	52:41.540																																																																																																																																																																																																																																																																																																																																																														
9	1	1:54.095	24.012	47.345	42.738	259.6	20:26.575	25	2	2:18.721 B	24.689	48.152	1:05.880	259.6	55:00.261																																																																																																																																																																																																																																																																																																																																																														
10	1	1:53.691	23.974	47.332	42.385	260.2	22:20.266	26	1	15:40.426	...	49.754	46.263	237.9	1:10:40.687																																																																																																																																																																																																																																																																																																																																																														
11	1	1:57.173 B	23.829	47.595	45.749	261.5	24:17.439	27	1	1:57.448	24.890	48.539	44.019	257.1	1:12:38.135																																																																																																																																																																																																																																																																																																																																																														
12	3	6:13.325	4:34.283	51.771	47.271	256.5	30:30.764	28	1	2:01.479 B	25.685	48.623	47.171	259.6	1:14:39.614																																																																																																																																																																																																																																																																																																																																																														
13	3	1:59.369	25.225	48.507	45.637	258.4	32:30.133	29	1	3:15.826	1:37.592	51.310	46.924	250.6	1:17:55.440																																																																																																																																																																																																																																																																																																																																																														
14	3	2:02.466	25.952	49.094	47.420	257.1	34:32.599	30	1	1:57.114	25.069	48.446	43.599	257.8	1:19:52.554																																																																																																																																																																																																																																																																																																																																																														
15	3	1:59.014	25.090	48.090	45.834	259.0	36:31.613	31	1	1:56.215	24.449	48.290	43.476	259.6	1:21:48.769																																																																																																																																																																																																																																																																																																																																																														
16	3	1:56.332	24.564	47.880	43.888	257.8	38:27.945	32	1	1:55.055	24.455	47.669	42.931	260.9	1:23:43.824																																																																																																																																																																																																																																																																																																																																																														
17	3	1:56.067	24.613	47.838	43.616	258.4	40:24.012	33	1	2:28.123	24.095	1:16.375	47.653	79.6	1:26:11.947																																																																																																																																																																																																																																																																																																																																																														
18	3	2:18.903 B	25.419	50.460	1:03.024	253.5	42:42.915	34	1	2:04.379	30.544	49.477	44.358	260.2	1:28:16.326																																																																																																																																																																																																																																																																																																																																																														
19	3	5:30.846	3:52.724	53.384	44.738	250.6	48:13.761	35	1	2:01.456 B	24.365	47.752	49.339	261.5	1:30:17.782																																																																																																																																																																																																																																																																																																																																																														
20	3	1:58.711	24.722	48.342	45.647	256.5	50:12.472	<div data-bbox="853 1910 1508 1982" data-label="Complex-Block"> <p>20 Algarve Pro Racing <small>Oreca 07 - Gibson LMP2</small> 1. Kriton LENTOUDIS 3. Alex QUINN 2. Olli CALDWELL</p> </div>																																																																																																																																																																																																																																																																																																																																																																					
21	3	1:58.422	24.425	49.338	44.659	243.8	52:10.894	1	3	3:51.582	2:25.094	46.860	39.628	231.8	3:51.582																																																																																																																																																																																																																																																																																																																																																														
22	3	1:57.981	24.301	47.754	45.926	257.1	54:08.875																																																																																																																																																																																																																																																																																																																																																																						





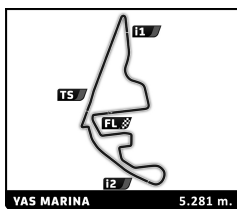
Asian Le Mans Series Private Test Private Test Session 1

Sector Analysis

Lap under Red Flag Invalidated Lap Personal Best Session Best B Crossing the pit lane

Lap	D	Time	Sector 1	Sector 2	Sector 3	T. Spd	Elapsed	Lap	D	Time	Sector 1	Sector 2	Sector 3	T. Spd	Elapsed	
2	3	2:32.731	22.275	1:26.659	43.797	79.9	6:24.313	15	1	3:31.437	1:55.303	49.189	46.945	260.2	34:52.682	
3	3	1:47.424	22.583	44.141	40.700	290.3	8:11.737	16	1	2:03.527	26.155	51.216	46.156	252.9	36:56.209	
4	3	1:43.970	22.163	43.551	38.256	286.5	9:55.707	17	1	2:00.490	25.599	49.227	45.664	250.0	38:56.699	
5	3	1:41.938	20.896	43.246	37.796	287.2	11:37.645	18	1	1:59.722	25.426	49.157	45.139	257.1	40:56.421	
6	3	1:44.784 B	20.826	43.096	40.862	288.8	13:22.429	19	1	2:45.834	25.242	1:09.240	1:11.352	257.8	43:42.255	
7	1	6:16.328	4:46.402	46.333	43.593	255.3	19:38.757	20	1	2:00.648	26.017	49.356	45.275	257.8	45:42.903	
8	1	1:51.962	22.824	47.147	41.991	186.5	21:30.719	21	1	2:01.151	25.582	49.141	46.428	257.8	47:44.054	
9	1	1:50.608	23.610	44.985	42.013	288.0	23:21.327	22	1	1:59.751	25.806	48.813	45.132	257.1	49:43.805	
10	1	1:52.519	23.262	45.234	44.023	272.7	25:13.846	23	1	1:59.004	25.413	48.765	44.826	257.1	51:42.809	
11	1	1:51.942	24.272	45.357	42.313	285.7	27:05.788	24	1	1:59.441	25.403	49.092	44.946	256.5	53:42.250	
12	1	1:52.072	23.187	45.894	42.991	251.2	28:57.860	25	1	3:39.200 B	26.465	1:49.092	1:23.643	72.0	57:21.450	
13	1	1:53.543	23.775	47.098	42.670	248.8	30:51.403	26	3	13:34.454	...	49.932	44.222	210.9	1:10:55.904	
14	1	1:52.604	23.825	45.020	43.759	282.0	32:44.007	27	3	1:56.872	24.786	48.001	44.085	257.8	1:12:52.776	
15	1	1:51.041	23.588	44.619	42.834	284.2	34:35.048	28	3	1:55.802	24.773	47.991	43.038	258.4	1:14:48.578	
16	1	1:51.361	23.491	45.182	42.688	285.7	36:26.409	29	3	1:55.310	24.391	47.858	43.061	259.6	1:16:43.888	
17	1	1:54.192	23.249	46.515	44.428	201.1	38:20.601	30	3	1:55.017	24.520	47.680	42.817	259.0	1:18:38.905	
18	1	1:53.118	23.569	46.045	43.504	260.9	40:13.719	31	3	1:56.819	24.424	48.157	44.238	258.4	1:20:35.724	
19	1	1:57.003	23.582	46.275	47.146	238.4	42:10.722	32	3	1:55.500	24.301	47.843	43.356	259.0	1:22:31.224	
20	1	2:39.295	54.438	1:00.821	44.036	254.7	44:50.017	33	3	1:55.884	24.581	48.187	43.116	258.4	1:24:27.108	
21	1	1:51.774	23.146	44.817	43.811	288.0	46:41.791	34	3	2:30.355	51.744	53.908	44.703	256.5	1:26:57.463	
22	1	1:52.546	23.786	46.250	42.510	234.8	48:34.337	35	3	1:58.246	24.672	47.892	45.682	259.6	1:28:55.709	
23	1	1:50.721	23.782	45.072	41.867	279.8	50:25.058	36	3	1:55.452	24.364	47.556	43.532	259.6	1:30:51.161	
24	1	1:50.761	22.944	45.009	42.808	279.1	52:15.819	22 Proton Competition							Oreca 07 - Gibson	
25	1	1:58.474 B	23.006	45.398	50.070	278.4	54:14.293	1.Giorgio RODA							3.Tom DILLMANN	LMP2
26	2	16:07.463 B	...	46.935	45.569	251.2	1:10:21.756	2.Vladislav LOMKO								
27	2	3:15.895	1:52.478	44.235	39.182	282.0	1:13:37.651	1	1	2:26.154	56.519	47.005	42.630	255.9	2:26.154	
28	2	1:43.773	21.218	43.647	38.908	286.5	1:15:21.424	2	1	3:32.881 B	46.161	1:25.978	1:20.742	103.3	5:59.035	
29	2	1:43.160	21.312	43.566	38.282	285.7	1:17:04.584	3	1	5:40.388	4:14.199	45.196	40.993	255.9	11:39.423	
30	2	1:43.806	21.111	43.892	38.803	282.0	1:18:48.390	4	1	1:45.227	22.265	43.572	39.390	282.7	13:24.650	
31	2	1:44.620	21.160	43.820	39.640	288.0	1:20:33.010	5	1	1:46.765	22.336	43.660	40.769	285.7	15:11.415	
32	2	1:43.186	21.113	43.365	38.708	286.5	1:22:16.196	6	1	1:44.496	20.918	43.626	39.952	287.2	16:55.911	
33	2	1:44.403	21.872	43.709	38.822	287.2	1:24:00.599	7	1	1:45.775	22.019	44.199	39.557	288.8	18:41.686	
34	2	2:20.661	21.137	1:20.415	39.109	80.4	1:26:21.260	8	1	1:44.398	21.149	43.842	39.407	288.0	20:26.084	
35	2	1:45.007	21.283	44.315	39.409	278.4	1:28:06.267	9	1	1:49.459 B	20.857	43.093	45.509	288.8	22:15.543	
36	2	1:46.689	23.514	44.415	38.760	266.7	1:29:52.956	10	3	4:40.521	3:13.478	46.000	41.043	240.5	26:56.064	
37	2	1:42.135	20.823	43.306	38.006	288.8	1:31:35.091	11	3	1:46.734	21.435	43.319	41.980	283.5	28:42.798	
21 Car Collection Motorsport			Porsche 911 GT3 R													
1.HASH			3.Yannick METTLER				GT									
2.Alex FONTANA																
1	2	2:56.814	1:17.304	53.441	46.069	199.3	2:56.814	12	3	1:44.439	21.330	43.574	39.535	285.7	30:27.237	
2	2	2:15.604	25.861	48.358	1:01.385	259.6	5:12.418	13	3	1:42.779	21.518	43.379	37.882	286.5	32:10.016	
3	2	2:17.254	43.640	48.986	44.628	258.4	7:29.672	14	3	1:42.144	21.001	42.854	38.289	289.5	33:52.160	
4	2	1:55.535	24.426	48.029	43.080	262.8	9:25.207	15	3	1:42.403	21.242	43.016	38.145	285.7	35:34.563	
5	2	1:54.884	24.159	48.102	42.623	261.5	11:20.091	16	3	1:42.896	21.356	43.411	38.129	287.2	37:17.459	
6	2	1:54.027	24.113	47.466	42.448	260.9	13:14.118	17	3	1:42.207	21.164	43.181	37.862	288.8	38:59.666	
7	2	1:58.123 B	24.112	48.250	45.761	260.2	15:12.241	18	3	1:42.541	21.116	43.343	38.082	288.0	40:42.207	
8	2	4:34.461	2:56.045	53.332	45.084	226.9	19:46.702	19	3	2:04.879	21.609	43.242	1:00.028	286.5	42:47.086	
9	2	1:58.198	24.992	49.680	43.526	251.7	21:44.900	20	3	2:12.561	49.063	44.365	39.133	276.2	44:59.647	
10	2	1:55.121	24.100	47.582	43.439	257.8	23:40.021	21	3	1:42.683	21.366	43.370	37.947	279.1	46:42.330	
11	2	1:54.020	23.989	47.678	42.353	258.4	25:34.041	22	3	1:46.678	22.709	44.453	39.516	262.8	48:29.008	
12	2	1:53.959	24.026	47.509	42.424	259.0	27:28.000	23	3	1:45.194	20.868	43.212	41.114	287.2	50:14.202	
13	2	1:53.727	23.917	47.392	42.418	259.6	29:21.727	24	3	1:50.922 B	22.504	45.346	43.072	270.0	52:05.124	
14	2	1:59.518 B	24.108	48.808	46.602	239.5	31:21.245	25	2	18:00.243	...	47.037	40.432	230.8	1:10:05.367	
								26	2	1:44.852	21.998	43.921	38.933	274.8	1:11:50.219	
								27	2	1:43.504	21.265	43.566	38.673	282.7	1:13:33.723	
								28	2	1:43.077	21.148	43.456	38.473	281.2	1:15:16.800	



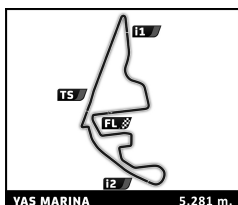


Asian Le Mans Series Private Test Session 1

Sector Analysis

Table with columns: Lap, D, Time, Sector 1, Sector 2, Sector 3, T. Spd, Elapsed. Includes sub-sections for Absolute Racing (Ferrari 296 GT3) and Algarve Pro Racing (Oreca 07 - Gibson LMP2).



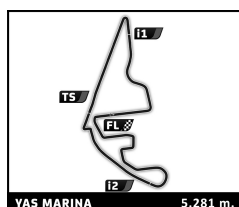


Asian Le Mans Series Private Test Private Test Session 1

Sector Analysis

Lap		D	Time	Sector 1	Sector 2	Sector 3	T. Spd	Elapsed	Lap under Red Flag Invalidated Lap Personal Best Session Best Crossing the pit lane							
Lap		D	Time	Sector 1	Sector 2	Sector 3	T. Spd	Elapsed	Lap	D	Time	Sector 1	Sector 2	Sector 3	T. Spd	Elapsed
26	Bretton Racing		Ligier JS P320 - Nissan LMP3 1. Jens Reno MOELLER 3. Theodor JENSEN 2. Griffin PEEBLES													
																1. Jens Reno MOELLER
	1	3	2:53.919	1:18.498	50.928	44.493	229.8	2:53.919								
	2	3	2:16.419	26.316	48.958	1:01.145	242.2	5:10.338								
	3	3	2:15.964	45.200	48.191	42.573	242.2	7:26.302								
	4	3	1:51.927	23.608	46.939	41.380	242.7	9:18.229								
	5	3	1:50.319	23.060	46.276	40.983	266.7	11:08.548								
	6	3	1:54.473	23.518	46.916	44.039	268.0	13:03.021								
	7	3	6:38.320	5:04.755	47.138	46.427	260.2	19:41.341								
	8	3	1:51.516	23.445	46.546	41.525	267.3	21:32.857								
	9	3	1:51.219	22.996	47.100	41.123	270.0	23:24.076								
	10	3	1:52.408	22.874	46.208	43.326	270.7	25:16.484								
	11	3	1:53.399	23.410	47.171	42.818	265.4	27:09.883								
	12	3	1:54.243	22.983	46.908	44.352	270.7	29:04.126								
	13	1	5:49.718	4:18.186	47.587	43.945	253.5	34:53.844								
	14	1	1:57.117	25.332	48.509	43.276	232.8	36:50.961								
	15	1	1:55.060	24.238	47.354	43.468	262.1	38:46.021								
	16	1	1:54.494	23.946	47.216	43.332	257.1	40:40.515								
	17	1	2:19.449	24.145	47.545	1:07.759	262.1	42:59.964								
	18	1	5:16.224	3:40.097	51.500	44.627	198.9	48:16.188								
	19	1	1:54.592	24.030	47.203	43.359	262.1	50:10.780								
	20	1	1:56.699	23.763	49.168	43.768	254.1	52:07.479								
	21	1	1:54.433	23.832	46.760	43.841	266.7	54:01.912								
	22	1	3:49.057	45.738	1:45.430	1:17.889	80.2	57:50.969								
	23	1	13:04.135	59.766	51.904	186.5	1:10:55.104									
	24	1	2:34.262	1:04.940	47.418	41.904	264.1	1:13:29.366								
	25	1	1:54.930	25.621	46.930	42.379	266.7	1:15:24.296								
	26	1	1:52.674	23.356	47.024	42.294	268.0	1:17:16.970								
	27	1	1:57.034	24.258	46.804	45.972	270.7	1:19:14.004								
	28	2	3:40.387	2:12.561	46.594	41.232	265.4	1:22:54.391								
	29	2	2:05.750	22.981	46.567	56.202	261.5	1:25:00.141								
	30	2	2:09.008	41.228	46.646	41.134	266.0	1:27:09.149								
31	2	1:50.081	22.974	46.318	40.789	268.0	1:28:59.230									
32	2	1:51.055	22.956	46.200	41.899	268.7	1:30:50.285									
27	Optimum Motorsport		McLaren 720S GT3 GT 1. Andrew GILBERT 3. Benji GOETHE 2. Fran RUEDA													
																1. Andrew GILBERT
	1	1	3:25.628	1:32.099	1:00.610	52.919	157.4	3:25.628								
	2	1	2:46.916	28.779	1:14.719	1:03.418	202.2	6:12.544								
	3	1	1:59.224	25.734	49.133	44.357	257.8	8:11.768								
	4	1	2:03.673	24.975	48.321	50.377	260.2	10:15.441								
	5	1	4:46.629	3:04.540	54.585	47.504	225.0	15:02.070								
	6	1	2:03.464	26.380	51.742	45.342	209.7	17:05.534								
	7	1	1:58.223	25.383	48.473	44.467	257.1	19:03.857								
	8	1	1:56.654	24.808	48.130	43.716	257.1	21:00.511								
	9	1	1:56.263	24.550	47.903	43.810	257.1	22:56.774								
	10	1	1:56.942	25.490	48.462	42.990	257.1	24:53.716								
	11	1	2:01.891	24.712	48.459	48.720	257.1	26:55.607								
	12	1	7:00.839	5:18.581	53.429	48.829	210.1	33:56.446								
	13	1	2:03.501	26.303	50.961	46.237	238.4	35:59.947								
	14	1	2:00.790	25.429	49.697	45.664	239.5	38:00.737								
	15	1	1:58.294	24.894	48.404	44.996	254.1	39:59.031								
	16	1	1:56.178	24.539	48.276	43.363	255.9	41:55.209								
	17	1	2:55.067	46.512	1:18.438	50.117	169.5	44:50.276								
	18	2	5:26.184	3:53.197	48.502	44.485	254.1	50:16.460								
	19	2	1:54.730	24.240	47.966	42.524	254.7	52:11.190								
	20	2	1:59.709	24.323	47.845	47.532	257.8	54:10.890								
	21	2	4:02.799	53.596	1:45.948	1:23.255	79.5	58:13.689								
	22	2	12:41.430	...	50.353	44.162	236.3	1:10:55.119								
23	2	1:55.074	24.263	48.111	42.700	255.9	1:12:50.193									
24	2	2:23.744	24.382	53.556	1:05.806	246.6	1:15:13.937									
28	AF Corse		Ferrari 296 GT3 GT 1. Massimiliano WISER 3. Davide RIGON 2. Manuel FRANCO													
																1. Massimiliano WISER
	1	3	3:14.650	1:28.460	58.507	47.683	159.1	3:14.650								
	2	3	2:45.172	28.114	1:08.036	1:09.022	170.6	5:59.822								
	3	3	2:05.308	25.979	52.444	46.885	190.1	8:05.130								
	4	3	2:02.877	25.534	50.840	46.503	187.5	10:08.007								
	5	3	1:56.847	24.646	48.688	43.513	227.4	12:04.854								
	6	3	1:54.551	24.216	47.872	42.463	256.5	13:59.405								
	7	3	1:54.024	24.146	47.645	42.233	257.1	15:53.429								
	8	3	1:58.156	24.113	47.765	46.278	256.5	17:51.585								
	9	2	1:36.534	...	49.981	44.302	252.9	30:58.119								
	10	2	1:56.929	24.324	48.703	43.902	254.7	32:55.048								
	11	2	1:56.338	24.132	48.475	43.731	255.3	34:51.386								
	12	2	1:56.169	24.264	48.358	43.547	254.1	36:47.555								
	13	2	1:56.000	24.490	48.296	43.214	254.7	38:43.555								
	14	2	1:58.311	24.650	49.376	44.285	247.7	40:41.866								
	15	2	2:25.497	24.660	48.461	1:12.376	255.3	43:07.363								
	16	2	3:33.915	1:54.334	51.661	47.920	240.0	46:41.278								
	17	2	2:01.169	26.144	50.153	44.872	248.3	48:42.447								
	18	2	1:57.314	24.671	48.657	43.986	252.3	50:39.761								
19	2	1:56.855	24.483	48.320	44.052	252.9	52:36.616									
20	2	2:17.906	25.040	48.534	1:04.332	254.7	54:54.522									
21	2	15:49.634	...	50.028	45.321	235.3	1:10:44.156									
22	2	1:57.010	24.717	48.814	43.479	252.9	1:12:41.166									
23	2	1:56.661	24.146	48.453	44.062	257.1	1:14:37.827									





Asian Le Mans Series

Private Test

Private Test Session 1

Sector Analysis

■ Lap under Red Flag
 ■ Invalidated Lap
 ■ Personal Best
 ■ Session Best
 ■ Crossing the pit lane

Lap	D	Time	Sector 1	Sector 2	Sector 3	T. Spd	Elapsed	Lap	D	Time	Sector 1	Sector 2	Sector 3	T. Spd	Elapsed
24	2	1:55.044	24.104	48.100	42.840	254.7	1:16:32.871	2	2	1:54.460	24.247	47.941	42.272	259.6	4:17.001
25	2	1:58.282 B	24.150	48.519	45.613	255.9	1:18:31.153	3	2	2:41.329	44.805	1:14.552	41.972	205.3	6:58.330
26	1	3:14.935	1:41.795	49.556	43.584	254.1	1:21:46.088	4	2	1:52.824	23.523	47.860	41.441	265.4	8:51.154
27	1	1:56.408	24.810	48.335	43.263	254.7	1:23:42.496	5	2	1:55.232	23.885	48.657	42.690	238.4	10:46.386
28	1	2:31.415	24.703	1:18.196	48.516	86.1	1:26:13.911	6	2	1:55.096	23.636	48.286	43.174	265.4	12:41.482
29	1	2:02.974	25.532	48.689	48.753	258.4	1:28:16.885	7	2	1:54.672	24.307	47.836	42.529	263.4	14:36.154
30	1	1:58.477	24.680	48.277	45.520	257.1	1:30:15.362	8	2	1:52.168	23.623	46.989	41.556	266.7	16:28.322

30	RD Limited	Oreca 07 - Gibson
	1. Fred POORDAD	LMP2
	2. Tristan VAUTIER	
		3. James ALLEN

1	1	2:17.099	44.614	49.269	43.216	198.9	2:17.099
2	1	1:50.306	23.685	45.394	41.227	237.4	4:07.405
3	1	2:31.922	26.222	1:24.792	40.908	79.0	6:39.327
4	1	1:49.566	22.235	45.138	42.193	264.7	8:28.893
5	1	1:52.646	22.522	45.728	44.396	249.4	10:21.539
6	1	1:47.856	22.624	44.716	40.516	262.1	12:09.395
7	1	1:50.328	24.436	44.946	40.946	275.5	13:59.723
8	1	1:46.542	22.150	44.724	39.668	231.3	15:46.265
9	1	1:45.583	21.822	44.431	39.330	282.7	17:31.848
10	1	1:46.372	21.792	44.404	40.176	276.2	19:18.220
11	1	1:51.767 B	22.137	45.165	44.465	248.3	21:09.987
12	3	3:03.144	1:36.031	46.026	41.087	252.3	24:13.131
13	3	1:45.519	22.208	44.323	38.988	273.4	25:58.650
14	3	1:44.443	21.642	44.019	38.782	282.7	27:43.093
15	3	1:42.547	21.049	43.259	38.239	285.7	29:25.640
16	3	1:47.433 B	21.791	43.683	41.959	285.7	31:13.073
17	3	3:46.033	2:23.176	43.261	39.596	285.0	34:59.106
18	3	1:43.647	22.027	43.512	38.108	285.0	36:42.753
19	3	1:43.311	21.504	43.130	38.677	286.5	38:26.064
20	3	1:43.622	20.798	43.330	39.494	285.0	40:09.686
21	3	1:43.441	21.156	43.295	38.990	288.0	41:53.127
22	3	2:41.176	42.932	1:19.032	39.212	125.4	44:34.303
23	3	1:45.000	22.724	43.443	38.833	285.7	46:19.303
24	3	1:48.238 B	21.724	43.990	42.524	274.8	48:07.541
25	3	2:51.520	1:29.830	43.456	38.234	287.2	50:59.061
26	3	1:43.228	21.240	43.213	38.775	288.0	52:42.289
27	3	2:08.532 B	21.782	43.575	1:03.175	284.2	54:50.821
28	3	15:12.269	...	45.604	39.300	268.7	1:10:03.090
29	3	1:44.360	21.631	43.389	39.340	288.0	1:11:47.450
30	3	1:42.184	20.797	43.784	37.603	279.1	1:13:29.634
31	3	1:41.813	21.669	42.665	37.479	285.7	1:15:11.447
32	3	1:45.936 B	20.593	42.952	42.391	284.2	1:16:57.383
33	1	3:13.337	1:45.116	46.117	42.104	245.5	1:20:10.720
34	1	1:48.628	21.874	44.873	41.881	235.3	1:21:59.348
35	1	1:47.630	22.116	44.768	40.746	281.2	1:23:46.978
36	1	2:25.694	23.385	1:17.910	44.399	78.9	1:26:12.672
37	1	1:53.092	24.530	45.813	42.749	285.7	1:28:05.764
38	1	1:49.989	23.946	45.426	40.617	241.1	1:29:55.753
39	1	1:45.913	22.157	44.332	39.424	279.8	1:31:41.666

34	Inter Europol Competition	Ligier JS P320 - Nissan
	1. Tim CRESWICK	LMP3
	2. Daniel ALI	
		3. Douwe DEDECKER

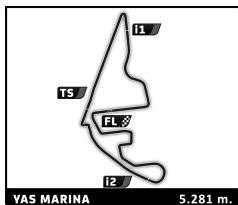
1	2	2:22.541	46.726	51.134	44.681	216.9	2:22.541
---	---	----------	--------	--------	--------	-------	----------

9	2	1:51.443	23.323	46.801	41.319	263.4	18:19.765
10	2	1:51.570	23.145	46.751	41.674	266.7	20:11.335
11	2	1:51.710	23.078	47.066	41.566	266.0	22:03.045
12	2	1:50.759	22.946	46.677	41.136	267.3	23:53.804
13	2	1:57.109 B	25.034	46.729	45.346	266.7	25:50.913
14	3	3:55.048	2:18.419	51.304	45.325	231.8	29:45.961
15	3	1:55.239	24.964	47.740	42.535	259.6	31:41.200
16	3	1:53.163	23.628	47.202	42.333	264.1	33:34.363
17	3	1:50.870	23.190	46.518	41.162	265.4	35:25.233
18	3	1:50.515	23.051	46.432	41.032	264.1	37:15.748
19	3	1:52.214	22.984	47.378	41.852	266.0	39:07.962
20	3	1:52.204	23.048	46.710	42.446	266.0	41:00.166
21	3	2:40.299	23.631	1:04.589	1:12.079	264.1	43:40.465
22	3	1:53.420	24.049	47.099	42.272	260.9	45:33.885
23	3	1:52.574	23.077	47.362	42.135	241.6	47:26.459
24	3	1:50.850	23.014	46.665	41.171	264.1	49:17.309
25	3	1:52.510	24.065	47.066	41.379	262.8	51:09.819
26	3	1:51.705	23.036	46.839	41.830	265.4	53:01.524
27	3	2:39.222 B	23.873	58.134	1:17.215	258.4	55:40.746
28	1	14:48.781	...	51.039	47.144	191.5	1:10:29.527
29	1	1:58.120	24.604	48.960	44.556	218.6	1:12:27.647
30	1	1:56.647	24.385	48.148	44.114	252.3	1:14:24.294
31	1	1:55.181	24.198	47.650	43.333	248.3	1:16:19.475
32	1	1:54.802	24.064	47.713	43.025	257.1	1:18:14.277
33	1	2:00.254	27.307	49.658	43.289	252.9	1:20:14.531
34	1	1:55.877	24.411	48.026	43.440	261.5	1:22:10.408
35	1	1:56.698	24.494	47.924	44.280	263.4	1:24:07.106
36	1	2:32.463	25.921	1:22.683	43.859	85.1	1:26:39.569
37	1	1:55.614	24.402	47.828	43.384	257.1	1:28:35.183
38	1	1:55.347	24.246	47.532	43.569	260.9	1:30:30.530

35	Ultimate	Ligier JS P320 - Nissan
	1. Louis STERN	LMP3
	2. Matteo QUINTARELLI	
		3. Leonardo COLAVITA

1	1	2:45.176	1:03.081	54.554	47.541	193.5	2:45.176
2	1	2:24.577	27.550	51.336	1:05.691	207.3	5:09.753
3	1	2:21.135	46.238	49.794	45.103	228.8	7:30.888
4	1	1:57.735	26.068	47.756	43.911	258.4	9:28.623
5	1	2:09.055	24.402	47.659	56.994	261.5	11:37.678
6	1	1:55.954	25.063	47.707	43.184	262.8	13:33.632
7	1	1:54.136	24.059	47.328	42.749	266.0	15:27.768
8	1	1:53.452	23.740	46.727	42.985	267.3	17:21.220
9	1	1:59.972 B	24.201	47.034	48.737	265.4	19:21.192
10	3	3:51.049	2:16.023	51.158	43.868	216.0	23:12.241
11	3	1:52.009	23.637	46.745	41.627	267.3	25:04.250
12	3	1:52.584	23.480	46.925	42.179	266.0	26:56.834
13	3	1:51.579	23.083	46.366	42.130	266.0	28:48.413



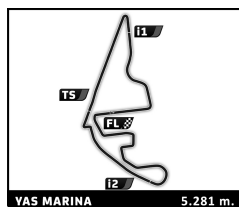


Asian Le Mans Series Private Test Private Test Session 1

Sector Analysis

Lap	D	Time	Sector 1	Sector 2	Sector 3	T. Spd	Elapsed	Lap	D	Time	Sector 1	Sector 2	Sector 3	T. Spd	Elapsed
14	3	1:54.765	24.692	47.762	42.311	266.7	30:43.178	31	1	2:33.579	26.069	1:16.386	51.124	109.4	1:26:11.108
15	3	1:51.896	23.138	46.326	42.432	267.3	32:35.074	32	1	2:01.742	25.800	50.672	45.270	247.1	1:28:12.850
16	3	1:55.556	24.049	46.616	44.891	268.7	34:30.630	33	1	2:01.051	24.992	48.793	47.266	256.5	1:30:13.901
17	3	1:56.555 23.484	47.055	46.016	266.7	36:27.185		43 Inter Europool Competition Ligier JS P320 - Nissan							
18	3	6:09.155	4:22.922	47.587	58.646	258.4	42:36.340	1. Steve BROOKS 3. Mikkel KRISTENSEN LMP3							
19	3	2:27.071	53.910	50.538	42.623	260.9	45:03.411	2. Kevin RABIN							
20	3	1:52.832	23.771	47.205	41.856	269.3	46:56.243	1	3	2:27.474	49.795	53.023	44.656	244.3	2:27.474
21	3	1:53.358	23.428	46.785	43.145	269.3	48:49.601	2	3	1:58.039	26.510	48.105	43.424	261.5	4:25.513
22	3	1:52.750	23.402	47.065	42.283	270.7	50:42.351	3	3	2:40.532	53.431	1:04.495	42.606	240.0	7:06.045
23	3	1:53.591	23.385	46.688	43.518	271.4	52:35.942	4	3	1:54.111	23.914	47.561	42.636	264.1	9:00.156
24	3	2:13.939 B	23.524	46.147	1:04.268	270.7	54:49.881	5	3	1:52.686	23.650	47.159	41.877	266.7	10:52.842
25	1	15:53.501	...	50.824	45.267	234.3	1:10:43.382	6	3	1:53.868	23.449	47.587	42.832	251.2	12:46.710
26	1	1:55.182	24.410	47.785	42.987	264.1	1:12:38.564	7	3	1:53.069	23.821	47.479	41.769	265.4	14:39.779
27	1	1:56.370	24.270	47.472	44.628	266.7	1:14:34.934	8	3	1:52.437	23.487	46.941	42.009	264.7	16:32.216
28	1	1:57.557	23.886	47.033	46.638	262.1	1:16:32.491	9	3	1:52.758	23.272	47.485	42.001	251.7	18:24.974
29	1	1:53.356	23.995	46.864	42.497	267.3	1:18:25.847	10	3	1:52.908	23.550	47.512	41.846	265.4	20:17.882
30	1	1:59.481 B	23.660	46.702	49.119	266.7	1:20:25.328	11	3	1:52.800	23.651	46.861	42.288	267.3	22:10.682
31	1	5:46.344	3:41.192	1:15.288	49.864	125.3	1:26:11.672	12	3	1:52.870	23.562	47.044	42.264	265.4	24:03.552
32	1	1:57.634	25.374	49.122	43.138	236.3	1:28:09.306	13	3	1:51.635	23.249	46.857	41.529	264.7	25:55.187
33	1	1:53.542	23.816	47.057	42.669	267.3	1:30:02.848	14	3	1:51.196	22.988	46.731	41.477	265.4	27:46.383
42 Prime Speed Sport Lamborghini Huracan GT3 EVO2							GT	1. Rene Heremana MALMEZ3. Jono LESTER							
								2. Nicholas FOSTER							
1	1	3:37.819	1:46.069	59.799	51.951	185.2	3:37.819	15	3	1:55.891 B	23.127	47.097	45.667	265.4	29:42.274
2	1	2:53.169	29.250	1:32.508	51.411	79.9	6:30.988	16	1	3:55.010	2:20.194	49.340	45.476	242.2	33:37.284
3	1	2:09.893	25.371	48.744	55.778	248.3	8:40.881	17	1	1:59.881	24.918	49.004	45.959	242.2	35:37.165
4	1	2:02.050	26.800	49.007	46.243	255.3	10:42.931	18	1	1:59.168	24.412	48.162	46.594	259.6	37:36.333
5	1	2:03.447	25.305	51.283	46.859	239.5	12:46.378	19	1	2:00.078	26.012	48.809	45.257	243.8	39:36.411
6	1	2:02.048	26.095	48.991	46.962	258.4	14:48.426	20	1	2:06.553	30.518	49.698	46.337	219.5	41:42.964
7	1	2:02.747	26.212	49.996	46.539	256.5	16:51.173	21	1	2:50.649	39.286	1:25.340	46.023	80.0	44:33.613
8	1	2:02.932	25.959	49.306	47.667	259.6	18:54.105	22	1	1:59.394	25.737	48.436	45.221	255.3	46:33.007
9	1	2:01.377	25.281	49.189	46.907	259.6	20:55.482	23	1	2:05.634 B	25.040	48.573	52.021	240.5	48:38.641
10	1	2:01.095	25.739	48.734	46.622	261.5	22:56.577	24	2	3:47.016	2:14.498	49.929	42.589	237.9	52:25.657
11	1	2:03.315	25.520	50.615	47.180	248.3	24:59.892	25	2	2:04.649 B	23.370	46.968	54.311	248.3	54:30.306
12	1	2:04.552 B	25.307	48.886	50.359	252.9	27:04.444	26	2	1:59.230	...	48.079	42.228	242.2	1:10:09.536
13	3	3:59.501	2:27.486	48.902	43.113	257.1	31:03.945	27	2	1:58.208	23.784	46.738	47.686	262.1	1:12:07.744
14	3	1:54.820	24.117	47.739	42.964	259.6	32:58.765	28	2	1:51.197	23.246	46.262	41.689	266.0	1:13:58.941
15	3	1:59.092	24.168	51.592	43.332	220.4	34:57.857	29	2	1:50.795	23.086	46.322	41.387	263.4	1:15:49.736
16	3	2:02.551	24.204	53.592	44.755	260.2	37:00.408	30	2	1:50.523	23.237	46.373	40.913	266.0	1:17:40.259
17	3	2:02.230	24.404	53.217	44.609	226.4	39:02.638	31	2	1:50.953	23.293	46.532	41.028	267.3	1:19:31.212
18	3	1:54.944	24.243	47.749	42.952	258.4	40:57.582	32	2	1:50.026	22.980	46.179	40.867	266.7	1:21:21.238
19	3	2:47.934 B	25.683	1:08.820	1:13.431	259.0	43:45.516	33	2	1:50.451	23.075	46.511	40.865	267.3	1:23:11.689
20	3	3:25.321	1:51.778	48.937	44.606	256.5	47:10.837	34	2	2:16.375	22.975	46.240	1:07.160	266.7	1:25:28.064
21	3	1:54.793	24.237	47.692	42.864	257.8	49:05.630	35	2	2:03.028 B	26.809	47.220	48.999	266.7	1:27:31.092
22	3	2:13.946	27.708	56.904	49.334	191.2	51:19.576	36	2	2:44.488	1:14.970	46.949	42.569	263.4	1:30:15.580
23	3	2:06.242 B	26.742	49.297	50.203	220.0	53:25.818	46 QMMF by Herberth Porsche 911 GT3 R							
24	1	17:56.455	...	53.594	50.200	200.7	1:11:22.273	1. Ibrahim AL-ABDULGHANI3. Ghanim AL ALI							
25	1	2:05.775	27.052	51.254	47.469	244.3	1:13:28.048	2. Abdulla AL-KHELAIIFI							
26	1	2:03.614	26.985	50.511	46.118	236.3	1:15:31.662	1	2	2:51.075	1:09.265	53.205	48.605	211.8	2:51.075
27	1	2:02.896	26.766	49.390	46.740	259.6	1:17:34.558	2	2	2:20.711	28.186	50.059	1:02.466	241.6	5:11.786
28	1	2:01.593	26.102	49.579	45.912	257.8	1:19:36.151	3	2	2:21.690	45.851	49.457	46.382	251.2	7:33.476
29	1	2:00.386	25.602	49.178	45.606	257.8	1:21:36.537	4	2	1:57.499	25.010	48.484	44.005	261.5	9:30.975
30	1	2:00.992	26.094	49.033	45.865	259.0	1:23:37.529	5	2	1:56.070	24.697	48.056	43.317	262.1	11:27.045
								6	2	1:58.779	24.356	48.239	46.184	260.9	13:25.824
								7	2	1:55.522	24.215	47.941	43.266	262.8	15:21.346
								8	2	2:05.431 B	24.382	50.522	50.527	208.1	17:26.777



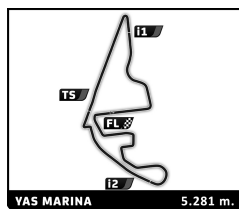


Asian Le Mans Series Private Test Private Test Session 1

Sector Analysis

Lap	D	Time	Sector 1	Sector 2	Sector 3	T. Spd	Elapsed	Lap	D	Time	Sector 1	Sector 2	Sector 3	T. Spd	Elapsed
9	2	3:12.504	1:31.391	52.921	48.192	197.4	20:39.281	24	1	1:56.487	24.415	47.663	44.409	262.8	50:34.911
10	2	2:01.346	25.570	48.766	47.010	251.7	22:40.627	25	1	1:57.223	24.942	48.067	44.214	260.9	52:32.134
11	2	1:58.145	25.696	48.187	44.262	259.6	24:38.772	26	1	2:16.170 B	24.561	47.706	1:03.903	262.1	54:48.304
12	2	2:02.037	24.279	47.790	49.968	260.2	26:40.809	27	1	15:51.084	...	55.713	47.854	169.3	1:10:39.388
13	2	1:58.082	24.497	47.761	45.824	260.9	28:38.891	28	1	1:58.107	25.167	47.915	45.025	259.6	1:12:37.495
14	2	1:55.795	25.277	47.670	42.848	262.8	30:34.686	29	1	1:56.103	24.627	47.897	43.579	263.4	1:14:33.598
15	2	1:54.457	24.117	47.247	43.093	263.4	32:29.143	30	1	1:55.590	24.481	47.548	43.561	263.4	1:16:29.188
16	2	2:00.189	24.276	47.697	48.216	262.8	34:29.332	31	1	1:54.844	24.275	47.292	43.277	263.4	1:18:24.032
17	2	2:02.538 B	24.220	48.305	50.013	259.6	36:31.870	32	1	1:55.965	24.376	47.548	44.041	262.8	1:20:19.997
18	1	3:50.641	2:13.893	50.653	46.095	257.1	40:22.511	33	1	1:56.283	24.512	47.369	44.402	264.1	1:22:16.280
19	1	2:13.394	24.896	48.526	59.972	255.9	42:35.905	34	1	1:55.541	24.550	47.404	43.587	263.4	1:24:11.821
20	1	2:29.429	53.934	51.184	44.311	257.8	45:05.334	35	1	2:37.288	38.956	1:13.396	44.936	206.9	1:26:49.109
21	1	1:57.226	24.678	48.339	44.209	260.9	47:02.560	36	1	1:56.677	24.379	47.402	44.896	264.7	1:28:45.786
22	1	1:56.991	24.681	48.219	44.091	260.2	48:59.551	37	1	1:55.942	24.395	47.648	43.899	260.9	1:30:41.728
23	1	1:56.119	24.517	48.241	43.361	259.6	50:55.670	50 AF Corse 1.Jeremy CLARKE 3.Olivier PLA Oreca 07 - Gibson LMP2 2.Patrick BYRNE							
24	1	1:56.364	24.431	48.410	43.523	260.2	52:52.034	1	3	6:23.409	3:46.503	1:40.504	56.402	78.5	6:23.409
25	1	2:28.262 B	24.809	48.483	1:14.970	259.0	55:20.296	2	3	1:54.804 B	23.442	46.005	45.357	220.4	8:18.213
26	1	1:51.0506	...	50.073	50.478	254.7	1:10:30.802	3	3	8:56.096	7:27.961	45.431	42.704	247.1	17:14.309
27	1	1:59.047	25.093	49.387	44.567	256.5	1:12:29.849	4	3	1:45.343	21.983	43.961	39.399	278.4	18:59.652
28	1	1:57.218	25.118	48.529	43.571	260.9	1:14:27.067	5	3	1:50.868 B	21.574	44.552	44.742	276.2	20:50.520
29	1	2:03.665 B	24.737	48.798	50.130	260.2	1:16:30.732	6	1	6:11.822	4:38.684	49.976	43.162	200.4	27:02.342
30	3	3:47.214	2:07.583	53.441	46.190	240.0	1:20:17.946	7	1	1:48.946	23.166	45.040	40.740	280.5	28:51.288
31	3	1:56.990	24.681	48.214	44.095	259.6	1:22:14.936	8	1	1:51.579	22.709	46.119	42.751	230.3	30:42.867
32	3	1:57.565	24.951	48.917	43.697	260.9	1:24:12.501	9	1	1:48.092	22.479	44.358	41.255	288.0	32:30.959
33	3	2:42.482	39.455	1:13.867	49.160	210.5	1:26:54.983	10	1	1:48.229	23.177	44.409	40.643	290.3	34:19.188
34	3	1:56.948	24.929	48.316	43.703	260.9	1:28:51.931	11	1	1:45.892	22.181	43.946	39.765	289.5	36:05.080
35	3	1:56.644	24.767	48.214	43.663	260.2	1:30:48.575	12	1	1:45.567	22.172	43.801	39.594	289.5	37:50.647
49 High Class Racing 1.Mark PATTERSON 3.Thomas KIEFER Ligier JS P320 - Nissan LMP3 2.Anders FJORBACH							13	1	1:46.704	21.829	44.639	40.236	243.8	39:37.351	
1	3	2:43.682	1:02.603	54.104	46.975	191.8	2:43.682	14	1	2:06.000 B	31.157	47.083	47.760	209.3	41:43.351
2	3	2:17.619	28.589	49.728	59.302	224.5	5:01.301	15	1	5:59.419	4:31.524	45.238	42.657	245.5	47:42.770
3	3	2:22.136	51.012	48.395	42.729	233.8	7:23.437	16	1	1:47.729	22.328	44.751	40.650	291.1	49:30.499
4	3	1:54.603	23.924	47.498	43.181	259.6	9:18.040	17	1	1:47.132	22.142	44.830	40.160	260.2	51:17.631
5	3	1:56.386	24.731	48.794	42.861	214.3	11:14.426	18	1	1:46.057	22.302	44.309	39.446	282.7	53:03.688
6	3	1:53.150	23.782	46.896	42.472	264.1	13:07.576	19	1	2:28.423 B	21.862	47.346	1:19.215	289.5	55:32.111
7	3	1:54.717	23.596	46.835	44.286	266.7	15:02.293	20	1	15:15.599	...	46.353	41.369	251.2	1:10:47.710
8	3	1:55.160	24.504	47.153	43.503	260.2	16:57.453	21	1	1:51.219	23.555	45.077	42.587	250.0	1:12:38.929
9	3	1:54.693	23.615	47.500	43.578	264.7	18:52.146	22	1	1:52.878 B	24.535	44.849	43.494	278.4	1:14:31.807
10	3	1:56.451	24.389	47.810	44.252	260.9	20:48.597	23	2	3:22.603	1:51.097	47.156	44.350	219.1	1:17:54.410
11	3	1:52.292	23.471	46.917	41.904	264.1	22:40.889	24	2	1:53.780	24.821	46.556	42.403	217.3	1:19:48.190
12	3	1:54.708	23.942	47.382	43.384	244.3	24:35.597	25	2	1:51.752	24.167	45.541	42.044	250.6	1:21:39.942
13	3	1:51.786	23.410	46.811	41.565	264.7	26:27.383	26	2	1:54.214 B	22.746	45.848	45.620	229.8	1:23:34.156
14	3	1:53.928	23.335	47.386	43.207	258.4	28:21.311	27	3	3:23.628	1:57.776	45.375	40.477	280.5	1:26:57.784
15	3	1:51.241	23.335	46.597	41.309	264.7	30:12.552	28	3	1:45.143	21.801	43.616	39.726	282.0	1:28:42.927
16	3	1:51.168	23.113	46.701	41.354	264.7	32:03.720	29	3	1:42.821	21.204	43.082	38.535	287.2	1:30:25.748
17	3	1:52.106	23.089	46.306	42.711	266.0	33:55.826	51 AF Corse 1.Custodio TOLEDO 3.Riccardo AGOSTINI Ferrari 296 GT3 GT 2.Cedric SBIRRAZZUOLI							
18	3	1:53.795	23.366	47.895	42.534	262.1	35:49.621	1	1	3:22.441	1:34.157	54.801	53.483	198.9	3:22.441
19	3	1:55.906 B	23.565	47.074	45.267	265.4	37:45.527	2	1	2:41.869	29.253	1:07.762	1:04.854	254.7	6:04.310
20	1	4:01.288	2:25.633	49.500	46.155	260.2	41:46.815	3	1	1:59.274	25.459	48.779	45.036	253.5	8:03.584
21	1	2:54.390	43.116	1:24.906	46.368	79.6	44:41.205	4	1	1:58.206	24.931	48.591	44.684	256.5	10:01.790
22	1	1:59.074	25.391	49.077	44.606	216.4	46:40.279								
23	1	1:58.145	24.982	49.099	44.064	262.8	48:38.424								





Asian Le Mans Series Private Test Private Test Session 1

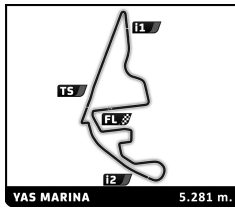
Sector Analysis

Lap under Red Flag Invalidated Lap Personal Best Session Best B Crossing the pit lane

Lap	D	Time	Sector 1	Sector 2	Sector 3	T. Spd	Elapsed	Lap	D	Time	Sector 1	Sector 2	Sector 3	T. Spd	Elapsed
5	1	1:57.684	24.795	48.461	44.428	259.6	11:59.474	19	2	3:43.137 B	1:53.116	48.963	1:01.058	257.8	42:46.916
6	1	2:01.704 B	24.649	48.905	48.150	257.1	14:01.178	20	2	2:26.785	54.230	48.743	43.812	243.8	45:13.701
7	1	3:02.220	1:18.989	51.861	51.370	251.2	17:03.398	21	2	1:54.204	24.098	47.845	42.261	259.6	47:07.905
8	1	2:07.984	26.416	52.990	48.578	223.6	19:11.382	22	2	1:54.039 23.956	47.790	42.293	258.4	49:01.944	
9	1	1:57.148 24.624	48.430	44.094	257.1	21:08.530	23	2	1:57.088 24.016	47.984	45.088	259.0	50:59.032		
10	1	1:56.120	24.427	48.223	43.470	255.3	23:04.650	24	2	1:54.625	24.319	47.975	42.331	258.4	52:53.657
11	1	1:56.055 24.189	48.051	43.815	259.6	25:00.705	25	2	2:31.098 B	24.117	50.092	1:16.889	259.6	55:24.755	
12	1	2:06.797	24.899	52.369	49.529	220.4	27:07.502	26	2	1:50.291 ...	48.855	43.656	254.1	1:10:28.046	
13	1	1:56.770	24.618	48.734	43.418	257.1	29:04.272	27	2	1:55.234	24.555	48.238	42.441	256.5	1:12:23.280
14	1	1:56.001 24.256	48.292	43.453	256.5	31:00.273	28	2	1:57.111 B	24.127	47.887	45.097	259.0	1:14:20.391	
15	1	2:03.109 B	24.473	48.297	50.339	258.4	33:03.382	29	3	3:16.356	1:39.046	52.714	44.596	229.8	1:17:36.747
16	2	3:17.682	1:45.442	49.214	43.026	254.7	36:21.064	30	3	1:56.309	24.618	48.518	43.173	251.7	1:19:33.056
17	2	1:55.330	24.333	48.241	42.756	255.3	38:16.394	31	3	1:54.141	24.069	47.592	42.480	258.4	1:21:27.197
18	2	1:56.342	24.304	48.484	43.554	253.5	40:12.736	32	3	1:56.321	25.449	47.819	43.053	258.4	1:23:23.518
19	2	2:03.975	24.096	48.490	51.389	257.1	42:16.711	33	3	2:23.741	24.048	55.536	1:04.157	259.0	1:25:47.259
20	2	2:38.151	53.639	1:00.003	44.509	244.9	44:54.862	34	3	1:53.858	24.002	47.574	42.282	257.1	1:27:41.117
21	2	1:55.793	24.225	48.092	43.476	258.4	46:50.655	35	3	1:53.860	24.035	47.684	42.141	258.4	1:29:34.977
22	2	1:54.809	24.357	48.058	42.394	257.1	48:45.464	36	3	1:53.686	23.895	47.641	42.150	258.4	1:31:28.663
23	2	1:54.913	24.009	47.806	42.098	256.5	50:40.377	60 Proton Competition 1. Claudio SCHIAVONI Porsche 911 GT3 R 2. Matteo CRESSONI 3. Alessio PICARIELLO GT							
24	2	2:00.658 B	24.619	49.081	46.958	213.0	52:41.035	1	1	4:03.125	2:23.385	51.954	47.786	205.7	4:03.125
25	3	5:14.330 B	2:11.702	1:45.203	1:17.425	80.2	57:55.365	2	1	2:42.998	28.084	1:28.089	46.825	80.0	6:46.123
26	3	12:37.039	...	49.290	44.086	244.3	1:10:32.404	3	1	2:02.608	25.775	49.155	47.678	258.4	8:48.731
27	3	1:56.029	24.418	48.682	42.929	257.8	1:12:28.433	4	1	2:01.420	26.315	50.188	44.917	256.5	10:50.151
28	3	1:55.093	24.228	48.058	42.807	255.9	1:14:23.526	5	1	2:00.783	25.424	49.864	45.495	209.3	12:50.934
29	3	1:53.963	23.987	47.795	42.181	257.1	1:16:17.489	6	1	2:03.067	26.132	49.582	47.353	257.1	14:54.001
30	3	1:54.288	24.068	47.900	42.320	256.5	1:18:11.777	7	1	2:00.305	26.446	48.895	44.964	259.6	16:54.306
31	3	1:54.460	24.028	47.971	42.461	257.8	1:20:06.237	8	1	2:00.165	26.084	48.878	45.203	258.4	18:54.471
32	3	1:57.770 B	24.018	48.258	45.494	259.6	1:22:04.007	9	1	2:06.418 B	26.111	49.609	50.698	227.8	21:00.889
33	3	2:59.223	1:14.805	48.128	56.290	257.1	1:25:03.230	10	1	6:47.383	5:06.982	51.991	48.410	222.7	27:48.272
34	3	2:11.271	39.540	48.452	43.279	259.0	1:27:14.501	11	1	1:59.868	25.920	48.940	45.008	253.5	29:48.140
35	3	1:54.923	24.090	47.802	43.031	257.8	1:29:09.424	12	1	1:58.759	25.122	48.557	45.080	258.4	31:46.899
36	3	1:54.520	24.003	47.883	42.634	260.9	1:31:03.944	13	1	1:58.226	25.221	48.440	44.565	259.0	33:45.125

Lap	D	Time	Sector 1	Sector 2	Sector 3	T. Spd	Elapsed
57 Car Guy Ferrari 296 GT3 1. Takeshi KIMURA 3. Daniel SERRA GT 2. Casper STEVENSON							
1	1	3:36.365	1:53.777	51.835	50.753	230.3	3:36.365
2	1	2:47.674	29.427	1:21.796	56.451	80.1	6:24.039
3	1	1:59.178	25.699	48.832	44.647	257.1	8:23.217
4	1	1:59.084	24.937	49.117	45.030	257.1	10:22.301
5	1	1:59.015 25.570	49.482	43.963	256.5	12:21.316	
6	1	2:01.411 B	24.729	48.703	47.979	254.7	14:22.727
7	1	2:56.874	1:16.378	53.732	46.764	208.5	17:19.601
8	1	2:02.358	25.836	50.763	45.759	228.3	19:21.959
9	1	1:58.505 25.218	49.470	43.817	255.3	21:20.464	
10	1	1:56.454	24.752	48.144	43.558	257.1	23:16.918
11	1	1:56.337	24.759	48.048	42.530	257.1	25:13.255
12	1	2:01.698	24.760	48.630	48.308	257.1	27:14.953
13	1	1:57.870	24.753	48.271	44.846	257.8	29:12.823
14	1	2:01.278	25.003	50.624	45.651	176.2	31:14.101
15	1	1:55.944	24.557	48.043	43.344	257.1	33:10.045
16	1	1:55.804	24.633	48.079	43.092	257.8	35:05.849
17	1	1:55.662	24.439	48.097	43.126	258.4	37:01.511
18	1	2:02.268 B 24.428	48.172	49.668	257.1	39:03.779	





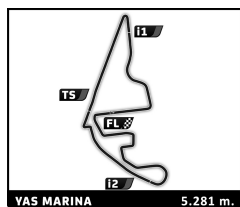
Asian Le Mans Series Private Test Session 1

Sector Analysis

Lap under Red Flag Invalidated Lap Personal Best Session Best B Crossing the pit lane

Table with columns for Lap, D, Time, Sector 1, Sector 2, Sector 3, T. Spd, Elapsed. Rows are grouped by driver/number (74, 77, 79, 81) and include data for multiple laps with highlighted best times.





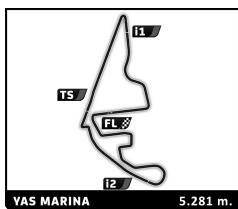
Asian Le Mans Series Private Test Session 1

Sector Analysis

Lap under Red Flag Invalidated Lap Personal Best Session Best Crossing the pit lane

Table with columns: Lap, D, Time, Sector 1, Sector 2, Sector 3, T. Spd, Elapsed. Contains data for sessions 82 (Ferrari 296 GT3) and 83 (Oreca 07 - Gibson LMP2).





Asian Le Mans Series

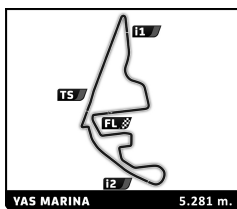
Private Test

Private Test Session 1

Sector Analysis

Lap	D	Time	Sector 1	Sector 2	Sector 3	T. Spd	Elapsed	Lap	D	Time	Sector 1	Sector 2	Sector 3	T. Spd	Elapsed
34	3	1:42.645	21.067	43.287	38.291	288.8	1:24:30.877	13	3	1:55.990	24.049	47.486	44.455	260.9	28:44.776
35	3	2:21.308	53.953	48.353	39.002	259.0	1:26:52.185	14	3	1:57.410 B	24.089	47.524	45.797	262.1	30:42.186
36	3	1:47.263	21.289	43.196	42.778	291.1	1:28:39.448	15	3	3:40.047	2:08.694	48.470	42.883	260.9	34:22.233
37	3	1:43.511	20.911	43.218	39.382	293.5	1:30:22.959	16	3	1:54.719	24.331	47.480	42.908	261.5	36:16.952
85 Iron Dames Porsche 911 GT3 R GT 1.Celia MARTIN 3.Michelle GATTING 2.Sarah BOVY								17 3 1:54.262 24.097 47.512 42.653 258.4 38:11.214 18 3 1:54.410 24.114 47.516 42.780 260.2 40:05.624 19 3 1:57.831 B 24.067 47.390 46.374 262.1 42:03.455 20 2 3:36.685 2:01.053 51.430 44.202 225.9 45:40.140 21 2 1:55.670 24.632 48.047 42.991 256.5 47:35.810 22 2 1:54.573 24.135 47.657 42.781 257.8 49:30.383 23 2 1:56.041 24.961 47.665 43.415 260.2 51:26.424 24 2 1:54.341 24.042 47.466 42.833 259.0 53:20.765 25 2 2:56.440 B 24.034 1:15.958 1:16.448 87.9 56:17.205 26 1 14:36.725 ... 49.544 43.565 256.5 1:10:53.930 27 1 1:57.562 24.540 48.388 44.634 259.6 1:12:51.492 28 1 1:56.080 24.486 48.025 43.569 262.8 1:14:47.572 29 1 2:06.820 B 24.536 49.507 52.777 260.2 1:16:54.392 30 1 3:00.018 1:22.914 50.967 46.137 213.9 1:19:54.410 31 1 2:01.954 25.103 48.554 48.297 255.9 1:21:56.364 32 1 1:54.561 24.292 47.561 42.708 262.8 1:23:50.925 33 1 2:32.455 24.281 1:23.618 44.556 79.9 1:26:23.380 34 1 1:54.751 24.381 47.646 42.724 261.5 1:28:18.131 35 1 1:59.591 24.309 49.647 45.635 251.7 1:30:17.722							
87 Origine Motorsport Porsche 911 GT3 R GT 1.Bo YUAN 3.Laurin HEINRICH 2.Hongli YE								88 Dragon Racing Ferrari 296 GT3 GT 1.Marco PULCINI 3.Giacomo ALTOE 2.Nicola MARINANGELI							
1	3	3:26.825	1:34.010	1:00.978	51.837	146.7	3:26.825	1	3	2:19.008	41.310	51.333	46.365	235.8	2:19.008
2	3	2:47.947	28.831	1:17.154	1:01.962	158.1	6:14.772	2	3	1:57.679	25.126	48.699	43.854	253.5	4:16.687
3	3	1:58.699	25.154	49.412	44.133	204.9	8:13.471	3	3	2:45.190	43.601	1:17.104	44.485	173.6	7:01.877
4	3	2:09.270 B	24.983	54.008	50.279	172.0	10:22.741	4	3	1:55.244	24.217	47.954	43.073	258.4	8:57.121
5	3	2:55.025	1:19.405	51.603	44.017	188.2	13:17.766	5	3	1:54.210	24.225	47.556	42.429	258.4	10:51.331
6	3	1:57.619	24.397	50.141	43.081	260.9	15:15.385	6	3	1:58.651	24.354	48.459	45.838	258.4	12:49.982
7	3	1:56.742	25.531	48.267	42.944	260.2	17:12.127	7	3	1:54.664	24.077	47.773	42.814	259.0	14:44.646
8	3	1:54.762	24.186	47.664	42.912	261.5	19:06.889	8	3	1:57.373 B	24.016	47.546	45.811	259.6	16:42.019
9	3	1:54.653	24.130	47.580	42.943	261.5	21:01.542	9	3	3:30.389	1:51.212	51.874	47.303	236.3	20:12.408
10	3	1:58.493	24.132	47.661	46.700	264.1	23:00.035	10	3	1:57.896	24.804	48.556	44.536	251.2	22:10.304
11	3	1:54.486	24.043	47.463	42.980	264.7	24:54.521	11	3	1:59.719	25.038	47.891	46.790	258.4	24:10.023
12	3	1:54.265	24.088	47.606	42.571	262.1	26:48.786	12	3	1:57.308 24.389	48.038	44.881	257.8	26:07.331	
								13	3	1:54.414	24.061	47.775	42.578	257.8	28:01.745
								14	3	1:56.524	24.028	47.933	44.563	260.2	29:58.269
								15	3	1:57.467 B	24.118	47.702	45.647	257.8	31:55.736
								16	2	4:23.976 2:48.043	50.734	45.199	241.6	36:19.712	
								17	2	2:01.614 26.680	48.450	46.484	258.4	38:21.326	
								18	2	1:55.731 24.644	48.194	42.893	257.1	40:17.057	
								19	2	2:08.498 24.352	48.729	55.417	254.7	42:25.555	
								20	2	2:32.560	53.405	54.613	44.542	251.2	44:58.115
								21	2	1:55.818 24.668	48.453	42.697	256.5	46:53.933	
								22	2	1:58.865 24.361	48.692	45.812	255.3	48:52.798	
								23	2	1:55.183 24.258	48.123	42.802	257.8	50:47.981	
								24	2	1:56.143	24.492	48.325	43.326	257.1	52:44.124
								25	2	2:18.379 B	24.311	47.967	1:06.101	257.1	55:02.503
								26	1	16:08.133	...	49.652	49.470	251.7	1:11:10.636
								27	1	1:58.077	25.150	48.765	44.162	255.3	1:13:08.713





Asian Le Mans Series Private Test Private Test Session 1

Sector Analysis

Lap under Red Flag Invalidated Lap Personal Best Session Best B Crossing the pit lane

Lap	D	Time	Sector 1	Sector 2	Sector 3	T. Spd	Elapsed	Lap	D	Time	Sector 1	Sector 2	Sector 3	T. Spd	Elapsed
28	1	1:57.115	24.744	48.424	43.947	257.1	1:15:05.828	10	1	1:44.795	21.599	44.128	39.068	285.7	30:03.914
29	1	2:02.882 B	24.822	48.355	49.705	256.5	1:17:08.710	11	1	1:46.139	22.153	44.000	39.986	272.0	31:50.053
30	1	4:17.756	2:41.015	51.506	45.235	251.7	1:21:26.466	12	1	1:48.865	22.281	44.507	42.077	287.2	33:38.918
31	1	1:59.840	26.557	48.940	44.343	257.8	1:23:26.306	13	1	1:49.733 B	22.948	44.161	42.624	282.7	35:28.651
32	1	2:33.509	24.623	1:07.424	1:01.462	255.3	1:25:59.815	14	1	3:06.911	1:37.344	48.586	40.981	222.2	38:35.562
33	1	1:56.222	24.636	48.411	43.175	255.9	1:27:56.037	15	1	1:44.982	21.614	43.675	39.693	281.2	40:20.544
34	1	1:56.426	24.511	48.508	43.407	255.3	1:29:52.463	16	1	1:53.832	21.661	43.920	48.251	285.7	42:14.376
35	1	2:06.474 B	24.571	48.446	53.457	255.9	1:31:58.937	17	1	2:32.022	54.469	57.255	40.298	246.0	44:46.398

89 **EBM**
 1. Gabriel RINDONE 3. Mattia DRUDI
 2. Jamie DAY
 Aston Martin Vantage AMR GT3 GT

1	2	2:35.374 B	49.502	54.541	51.331	221.8	2:35.374
2	2	3:45.750 B	1:20.618	1:20.736	1:04.396	136.9	6:21.124
3	2	6:46.336	5:11.271	50.453	44.612	243.8	13:07.460
4	2	1:57.213	25.254	48.783	43.176	253.5	15:04.673
5	2	1:55.979	24.403	48.188	43.388	257.8	17:00.652
6	2	1:54.825	24.249	47.844	42.732	258.4	18:55.477
7	2	1:58.826	25.056	48.606	45.164	255.9	20:54.303
8	2	1:55.188	24.373	47.896	42.919	257.8	22:49.491
9	2	1:58.726	24.274	48.086	46.376	259.6	24:48.227
10	2	6:39.328	4:59.516	52.513	47.299	240.0	31:27.555
11	2	1:57.512	25.410	49.146	42.956	251.2	33:25.067
12	2	1:53.743	24.139	47.420	42.184	258.4	35:18.810
13	2	1:53.433	23.930	47.339	42.164	257.8	37:12.243
14	2	2:00.666 B	24.402	48.993	47.271	253.5	39:12.909
15	1	5:10.161	2:39.640	1:42.278	48.243	79.6	44:23.070
16	1	1:57.947	24.845	48.940	44.162	254.7	46:21.017
17	1	1:58.910	24.862	49.200	44.848	251.7	48:19.927
18	1	1:57.658	24.837	48.794	44.027	250.0	50:17.585
19	1	1:59.560	24.518	48.540	46.502	255.3	52:17.145
20	1	2:19.778 B	25.569	52.933	1:01.276	251.2	54:36.923
21	1	1:58.463	---	1:01.906	51.871	165.4	1:10:45.386
22	1	2:04.598	26.907	51.141	46.550	229.3	1:12:49.984
23	1	2:06.447	27.471	53.211	45.765	215.6	1:14:56.431
24	1	1:55.828	24.649	48.296	42.883	254.1	1:16:52.259
25	1	1:55.379	24.168	48.174	43.037	250.6	1:18:47.638
26	1	1:57.960	25.063	48.487	44.410	254.7	1:20:45.598
27	1	2:03.193 B	25.023	48.887	49.283	236.3	1:22:48.791
28	3	3:44.793	1:39.539	1:19.983	45.271	79.6	1:26:33.584
29	3	1:55.108	24.221	48.287	42.600	258.4	1:28:28.692
30	3	1:54.177	24.028	47.706	42.443	260.9	1:30:22.869

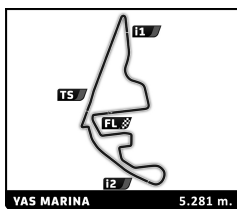
91 **Pure RACING**
 1. Aliaksandr MALYKHIN 3. Julien ANDLAUER
 2. Harry KING
 Oreca 07 - Gibson LMP2

1	3	3:08.046	1:31.787	52.591	43.668	174.8	3:08.046
2	3	2:30.579	26.244	49.732	1:14.603	197.4	5:38.625
3	3	1:56.901	29.120	47.754	40.027	175.3	7:35.526
4	3	1:47.935	22.385	44.584	40.966	252.9	9:23.461
5	3	1:47.317	21.772	44.414	41.131	261.5	11:10.778
6	3	1:45.249	21.476	44.215	39.558	279.8	12:56.027
7	3	1:51.332 B	21.068	46.200	44.064	207.7	14:47.359
8	1	11:45.608	---	48.166	42.143	208.5	26:32.967
9	1	1:46.152	21.801	44.181	40.170	268.0	28:19.119

92 **Manthey EMA**
 1. Ryan HARDWICK 3. Richard LIETZ
 2. Riccardo PERA
 Porsche 911 GT3 R GT

1	1	2:43.268	56.876	55.303	51.089	182.7	2:43.268
2	1	2:19.996	28.530	51.159	1:00.307	216.4	5:03.264
3	1	2:25.495	49.253	50.559	45.683	242.7	7:28.759
4	1	1:58.103	25.056	48.924	44.123	262.8	9:26.862
5	1	1:56.298	24.937	48.063	43.298	261.5	11:23.160
6	1	1:55.430	24.732	47.555	43.143	261.5	13:18.590
7	1	1:56.530	24.345	47.588	44.597	263.4	15:15.120
8	1	2:03.154 B	25.465	49.348	48.341	248.8	17:18.274
9	1	4:18.167	2:38.767	52.804	46.596	211.4	21:36.441
10	1	1:58.962	26.097	49.061	43.804	256.5	23:35.403
11	1	1:55.189	24.448	47.797	42.944	262.1	25:30.592
12	1	1:54.636	24.239	47.573	42.824	260.2	27:25.228
13	1	1:59.504	24.189	48.888	46.427	258.4	29:24.732
14	1	2:09.359	24.558	47.936	56.865	261.5	31:34.091
15	1	1:54.883	24.444	47.580	42.859	260.9	33:28.974
16	1	1:54.511	24.285	47.525	42.701	260.9	35:23.485
17	1	1:59.362 B	24.132	47.675	47.555	262.1	37:22.847
18	1	6:45.210	4:16.521	1:29.111	59.578	79.2	44:08.057
19	1	2:00.282	25.957	50.237	44.088	255.3	46:08.339
20	1	2:00.106	24.762	48.320	47.024	252.3	48:08.445
21	1	1:59.081	24.360	47.630	47.091	260.2	50:07.526
22	1	2:02.527	24.344	47.499	50.684	260.9	52:10.053
23	1	1:56.893	24.409	47.336	45.148	260.9	54:06.946
24	1	3:58.037 B	53.793	1:45.810	1:18.434	79.6	58:04.983





Asian Le Mans Series

Private Test

Private Test Session 1

Sector Analysis

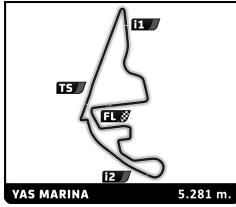
Lap	D	Time	Sector 1	Sector 2	Sector 3	T. Spd	Elapsed	Lap	D	Time	Sector 1	Sector 2	Sector 3	T. Spd	Elapsed
25	2	12:32.365	...	49.318	45.245	252.3	1:10:37.348	6	1	2:06.886 B	26.709	50.310	49.867	255.9	14:15.083
26	2	1:57.223	24.651	47.721	44.851	259.6	1:12:34.571	7	1	4:34.758	2:44.955	57.390	52.413	204.2	18:49.841
27	2	1:53.760	24.081	47.436	42.243	260.2	1:14:28.331	8	1	2:05.026	26.996	50.398	47.632	252.9	20:54.867
28	2	1:54.174	24.309	47.485	42.380	260.9	1:16:22.505	9	1	1:58.102	25.689	48.462	43.951	256.5	22:52.969
29	2	1:53.444	23.962	47.227	42.255	260.9	1:18:15.949	10	1	1:56.478	24.772	48.337	43.369	257.8	24:49.447
30	2	1:54.524	23.933	47.457	43.134	260.9	1:20:10.473	11	1	1:56.459	24.674	48.499	43.286	256.5	26:45.906
31	2	1:56.447 B	24.216	47.335	44.896	260.9	1:22:06.920	12	1	2:02.213	24.605	48.215	49.393	257.1	28:48.119
32	2	2:58.966	1:56.411	1:10.515	52.040	255.9	1:26:05.886	13	1	2:05.579 B	24.973	50.393	50.213	258.4	30:53.698
33	2	1:55.186	24.805	47.674	42.707	260.2	1:28:01.072	14	2	4:05.444	2:33.917	48.617	42.910	255.9	34:59.142
34	2	1:54.565	24.382	47.536	42.647	262.1	1:29:55.637	15	2	1:54.600	24.238	47.546	42.816	259.6	36:53.742
35	2	1:54.381	24.242	47.373	42.766	261.5	1:31:50.018	16	2	1:58.996	24.395	47.775	46.826	257.8	38:52.738

96		2Seas Motorsport	Mercedes-AMG GT3 EVO				
		1. Anthony MCINTOSH	3. Ben BARNICOAT	GT			
		2. Parker THOMPSON					
1	2	2:51.282	1:13.211	52.397	45.674	234.3	2:51.282
2	2	2:15.227 B	26.104	49.038	1:00.085	254.7	5:06.509
3	2	2:32.337	54.591	52.041	45.705	237.4	7:38.846
4	2	1:55.503	24.697	47.972	42.834	258.4	9:34.349
5	2	1:54.949	24.303	47.543	43.103	259.6	11:29.298
6	2	1:54.670	24.015	47.548	43.107	259.0	13:23.968
7	2	1:54.439	24.362	47.581	42.496	259.0	15:18.407
8	2	2:00.435 B	23.931	48.073	48.431	249.4	17:18.842
9	2	4:06.289	2:30.744	48.748	46.797	252.9	21:25.131
10	2	1:54.933	24.093	47.625	43.215	259.0	23:20.064
11	2	1:59.423	24.017	47.753	47.653	259.6	25:19.487
12	2	1:54.241	23.849	47.588	42.804	259.0	27:13.728
13	2	1:56.936	24.085	48.321	44.530	255.9	29:10.664
14	2	1:56.666 B	24.086	47.410	45.170	260.9	31:07.330
15	3	3:57.186	2:19.796	52.770	44.620	188.2	35:04.516
16	3	2:00.124	24.647	49.561	45.916	255.3	37:04.640
17	3	2:10.206	24.162	1:02.305	43.739	259.0	39:14.846
18	3	1:55.378	24.079	48.428	42.871	258.4	41:10.224
19	3	2:39.594	23.872	1:09.331	1:06.391	257.8	43:49.818
20	3	1:56.977	24.301	47.511	45.165	260.2	45:46.795
21	3	2:02.028 B	23.812	50.817	47.399	201.5	47:48.823
22	3	22:26.398	...	52.966	45.551	217.7	1:10:15.221
23	3	1:59.248	25.668	50.291	43.289	227.8	1:12:14.469
24	3	1:56.224	23.876	47.334	45.014	256.5	1:14:10.693
25	3	1:53.488	23.806	47.436	42.246	259.0	1:16:04.181
26	3	1:57.321 B	23.669	47.574	46.078	260.9	1:18:01.502
27	1	3:49.060	2:17.139	48.364	43.557	257.1	1:21:50.562
28	1	1:55.480	24.188	48.253	43.039	259.0	1:23:46.042
29	1	2:31.466	24.283	1:21.414	45.769	79.6	1:26:17.508
30	1	1:56.763	24.568	47.897	44.298	261.5	1:28:14.271
31	1	2:01.627 B	24.524	48.508	48.595	259.0	1:30:15.898

98		EBM	Aston Martin Vantage AMR GT3				
		1. Anderson TANOTO	3. Marco SORENSEN	GT			
		2. Brendon LEITCH					
1	1	3:26.483	1:36.923	57.389	52.171	166.7	3:26.483
2	1	2:43.680	28.185	1:11.615	1:03.880	251.7	6:10.163
3	1	1:59.922	26.165	48.991	44.766	255.9	8:10.085
4	1	1:59.537	26.015	48.683	44.839	257.1	10:09.622
5	1	1:58.575	25.471	48.443	44.661	257.8	12:08.197

99		Herberth Motorsport	Porsche 911 GT3 R				
		1. Ralf BOHN	3. Robert RENAUER	GT			
		2. Alfred RENAUER					
1	3	2:38.473	58.964	54.177	45.332	202.6	2:38.473
2	3	2:02.548	26.944	48.339	47.265	259.0	4:41.021
3	3	2:30.366	54.045	53.580	42.741	257.1	7:11.387
4	3	1:55.101	24.264	48.398	42.439	262.1	9:06.488
5	3	1:54.246	24.028	47.794	42.424	261.5	11:00.734
6	3	1:55.149	24.478	47.419	43.252	261.5	12:55.883
7	3	1:56.301	24.292	47.662	44.347	260.9	14:52.184
8	3	1:54.582	24.104	47.950	42.528	264.7	16:46.766
9	3	1:54.299	23.981	47.683	42.635	260.9	18:41.065
10	3	1:58.457 B	24.070	47.498	46.889	261.5	20:39.522
11	3	3:08.470	1:33.667	47.583	47.220	261.5	23:47.992
12	3	1:54.178	24.023	47.479	42.676	261.5	25:42.170
13	3	1:54.017	24.050	47.387	42.580	260.2	27:36.187
14	3	1:54.192	23.992	47.501	42.699	262.1	29:30.379
15	3	1:56.048	24.129	47.486	44.433	262.8	31:26.427
16	3	1:57.933 B	23.941	47.706	46.286	261.5	33:24.360
17	1	3:17.422	1:45.707	47.896	43.819	262.1	36:41.782
18	1	1:56.400	24.818	47.892	43.690	262.1	38:38.182
19	1	1:55.645	24.570	47.948	43.127	259.0	40:33.827
20	1	2:37.676	24.478	58.267	1:14.931	257.8	43:11.503
21	1	2:08.132	35.455	48.238	44.439	259.6	45:19.635
22	1	1:55.598	24.397	47.985	43.216	262.8	47:15.233





Asian Le Mans Series Private Test Private Test Session 1

Sector Analysis

Lap under Red Flag Invalidated Lap Personal Best Session Best B Crossing the pit lane

Lap	D	Time	Sector 1	Sector 2	Sector 3	T. Spd	Elapsed	Lap	D	Time	Sector 1	Sector 2	Sector 3	T. Spd	Elapsed
23	1	1:58.166 B	24.329	47.580	46.257	260.2	49:13.399								
24	1	3:23.011	1:45.635	51.874	45.502	233.3	52:36.410								
25	1	2:16.565 B	24.997	48.250	1:03.318	258.4	54:52.975								
26	1	15:27.910	...	52.806	46.228	227.8	1:10:20.885								
27	1	1:56.357	24.846	48.422	43.089	255.3	1:12:17.242								
28	1	1:55.910	24.308	48.569	43.033	261.5	1:14:13.152								
29	1	1:54.638	24.366	47.702	42.570	261.5	1:16:07.790								
30	1	1:54.388	24.313	47.580	42.495	261.5	1:18:02.178								
31	1	1:55.136	24.369	47.644	43.123	262.1	1:19:57.314								
32	1	1:55.344	24.221	47.719	43.404	265.4	1:21:52.658								
33	1	1:59.311 B	24.357	47.662	47.292	262.1	1:23:51.969								
34	2	3:19.122	1:46.152	48.480	44.490	260.2	1:27:11.091								
35	2	1:54.250	24.066	47.476	42.708	262.1	1:29:05.341								
36	2	1:56.573	24.179	48.372	44.022	263.4	1:31:01.914								

