

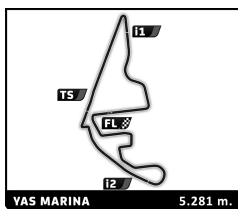
Asian Le Mans Series 4 Hours of Abu Dhabi Free Practice 1

Sector Analysis

Lap under Red Flag Invalidated Lap Personal Best Session Best B Crossing the pit lane

Lap	D	Time	Sector 1	Sector 2	Sector 3	T. Spd	Elapsed	Lap	D	Time	Sector 1	Sector 2	Sector 3	T. Spd	Elapsed		
2	Climax Racing						Mercedes-AMG GT3 EVO	9	1	1:45.476	22.241	44.210	39.025	288.0	16:55.400		
	1.Bihuang ZHOU		3.Ralf ARON				GT	10	1	1:45.366	21.546	44.041	39.779	287.2	18:40.766		
	2.Elias SEPPANEN							11	1	1:53.351 B	21.701	44.081	47.569	288.0	20:34.117		
	1	1	3:11.834	1:29.657	54.955	47.222	205.7	3:11.834	12	2	5:12.303	3:48.893	43.518	39.892	282.7	25:46.420	
	2	1	1:58.619	25.693	48.731	44.195	252.3	5:10.453	13	2	1:43.910	21.487	43.443	38.980	282.7	27:30.330	
	3	1	1:55.523	24.610	47.752	43.161	257.1	7:05.976	14	2	1:42.646	21.365	43.512	37.769	281.2	29:12.976	
	4	1	1:54.552	24.192	47.586	42.774	256.5	9:00.528	15	2	1:47.512 B	21.448	43.579	42.485	282.0	31:00.488	
	5	1	1:55.382	24.307	47.832	43.243	257.1	10:55.910	16	2	9:55.039	8:32.700	43.672	38.667	274.1	40:55.527	
	6	1	1:54.418	24.059	47.372	42.987	257.8	12:50.328	17	2	1:43.445	21.017	43.204	39.224	285.7	42:38.972	
	7	1	1:54.447	24.023	47.644	42.780	257.8	14:44.775	18	2	1:48.505 B	21.736	43.538	43.231	282.0	44:27.477	
	8	1	2:04.038 B	26.111	48.461	49.466	256.5	16:48.813	19	1	7:43.324	6:17.815	45.309	40.200	273.4	52:10.801	
	9	2	4:44.873	3:13.406	48.733	42.734	255.3	21:33.686	20	1	1:47.165	22.148	45.067	39.950	242.7	53:57.966	
	10	2	1:54.088	23.976	47.577	42.535	255.9	23:27.774	21	1	1:48.081	22.512	44.512	41.057	286.5	55:46.047	
	11	2	1:54.697	24.292	47.747	42.658	257.1	25:22.471	22	1	1:46.690	22.408	44.601	39.681	288.0	57:32.737	
	12	2	1:53.825	23.943	47.403	42.479	257.8	27:16.296	23	1	1:47.141	22.212	44.431	40.498	282.7	59:19.878	
	13	2	1:54.819	24.131	48.158	42.530	257.1	29:11.115	24	1	1:47.111	22.610	44.664	39.837	276.9	1:01:06.989	
	14	2	2:00.028	24.207	47.915	47.906	257.1	31:11.143	25	1	1:46.715	22.316	44.489	39.910	285.0	1:02:53.704	
	15	2	1:54.619	24.070	47.801	42.748	257.1	33:05.762	26	1	1:46.250	22.012	44.293	39.945	282.7	1:04:39.954	
	16	2	1:54.444	24.047	47.694	42.703	259.0	35:00.206	27	1	1:49.256	22.380	44.586	42.290	286.5	1:06:29.210	
	17	2	2:00.230	24.266	48.283	47.681	252.3	37:00.436	28	1	1:46.518	22.312	44.603	39.603	285.7	1:08:15.728	
	18	2	1:54.672	24.293	47.768	42.611	256.5	38:55.108	29	1	1:46.160	21.913	44.671	39.576	252.3	1:10:01.888	
19	2	1:59.771 B	24.339	48.092	47.340	253.5	40:54.879	30	1	1:46.421	22.049	44.638	39.734	284.2	1:11:48.309		
20	1	4:16.147	2:36.340	49.930	49.877	229.3	45:11.026	31	1	1:48.448	23.275	44.764	40.409	287.2	1:13:36.757		
21	1	1:56.369	24.433	48.404	43.532	257.1	47:07.395	32	1	1:49.980	23.131	46.508	40.341	271.4	1:15:26.737		
22	1	1:56.679	24.340	48.494	43.845	257.8	49:04.074	33	1	1:47.672	22.229	44.713	40.730	283.5	1:17:14.409		
23	1	1:55.946	24.370	48.169	43.407	256.5	51:00.020	34	1	1:47.576	22.979	44.650	39.947	288.0	1:19:01.985		
24	1	1:55.501	24.465	47.768	43.268	257.8	52:55.521	35	1	1:48.715	23.369	44.904	40.442	285.0	1:20:50.700		
25	1	1:56.032	24.432	48.233	43.367	257.1	54:51.553	36	1	1:50.063	23.248	44.566	42.249	287.2	1:22:40.763		
26	1	2:01.796 B	24.548	48.766	48.482	238.4	56:53.349	37	1	1:48.493	22.350	44.541	41.602	282.7	1:24:29.256		
27	3	3:19.965	1:45.079	48.474	46.412	256.5	1:00:13.314	38	1	1:46.015	22.298	44.277	39.440	286.5	1:26:15.271		
28	3	1:56.198	24.484	47.938	43.776	257.1	1:02:09.512	39	1	1:46.515	21.936	43.932	40.647	285.0	1:28:01.786		
29	3	1:55.322	24.197	47.855	43.270	257.8	1:04:04.834	40	1	1:46.541	22.221	44.165	40.155	288.0	1:29:48.327		
30	3	1:56.772	24.312	47.851	44.609	258.4	1:06:01.606	41	1	2:16.617 B	25.541	58.238	52.838	181.8	1:32:04.944		
31	3	1:58.481 B	24.379	48.061	46.041	257.8	1:08:00.087										
32	3	7:54.240	6:22.409	48.236	43.595	256.5	1:15:54.327										
33	3	1:58.397 B	24.486	48.182	45.729	257.8	1:17:52.724										
34	3	3:20.553	1:48.189	48.288	44.076	255.3	1:21:13.277										
35	3	1:55.630	24.440	47.943	43.247	257.8	1:23:08.907										
36	3	1:55.054	24.161	47.826	43.067	259.0	1:25:03.961										
37	3	1:55.024	24.190	47.760	43.074	258.4	1:26:58.985										
38	3	1:56.157	24.275	48.308	43.574	250.6	1:28:55.142										
39	3	1:54.896	24.071	47.717	43.108	260.9	1:30:50.038										
3	DKR Engineering						Oreca 07 - Gibson	7	Graff Racing						Ligier JS P320 - Nissan		
	1.Georgios KOLOVOS		3.Job VAN UITERT				LMP2		1.Daniel FROST		3.Alexander BUKHANTSOV				LMP3		
	2.Laurents HÖRR								2.James WINSLOW								
	1	1	2:30.062	56.140	49.710	44.212	228.3		2:30.062	1	2	2:18.486	44.456	50.268	43.762	218.6	2:18.486
	2	1	1:53.775	23.362	46.381	44.032	220.0		4:23.837	2	2	1:52.170	23.394	47.068	41.708	258.4	4:10.656
	3	1	1:47.632	23.545	44.945	39.142	253.5		6:11.469	3	2	1:54.870	23.048	46.747	45.075	261.5	6:05.526
	4	1	1:47.320	22.926	44.667	39.727	268.0		7:58.789	4	2	1:49.998	22.778	46.731	40.489	260.2	7:55.524
	5	1	1:47.902	21.698	44.701	41.503	284.2		9:46.691	5	2	1:50.615	22.818	46.116	41.681	262.1	9:46.139
	6	1	1:48.894	22.669	45.857	40.368	272.7		11:35.585	6	2	2:13.000	22.987	1:03.716	46.297	178.8	11:59.139
	7	1	1:47.638	22.069	44.148	41.421	288.0		13:23.223	7	2	1:50.162	22.848	46.662	40.652	259.6	13:49.301
	8	1	1:46.701	22.053	44.264	40.384	283.5		15:09.924	8	2	1:55.754	25.761	47.721	42.272	259.6	15:45.055
										9	2	1:49.689	22.902	46.545	40.242	260.2	17:34.744
										10	2	1:49.478	22.692	46.071	40.715	261.5	19:24.222
										11	2	1:57.050 B	24.360	47.032	45.658	259.0	21:21.272
										12	3	5:22.370	3:51.650	48.235	42.485	256.5	26:43.642
										13	3	1:55.523	24.061	47.619	43.843	257.8	28:39.165
								14	3	1:53.209	23.837	47.395	41.977	259.6	30:32.374		
								15	3	1:52.988	23.475	47.149	42.364	259.6	32:25.362		
								16	3	1:52.834	23.665	47.322	41.847	258.4	34:18.196		
								17	3	1:52.459	23.493	47.212	41.754	259.0	36:10.655		



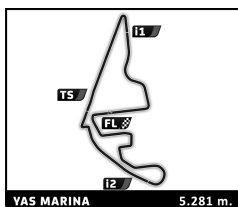


Asian Le Mans Series 4 Hours of Abu Dhabi Free Practice 1

Sector Analysis

Lap under Red Flag												Invalidated Lap	Personal Best	Session Best	B Crossing the pit lane							
Lap	D	Time	Sector 1	Sector 2	Sector 3	T. Spd	Elapsed	Lap	D	Time	Sector 1	Sector 2	Sector 3	T. Spd	Elapsed							
18	3	1:52.055	23.403	47.090	41.562	260.2	38:02.710	28	1	2:04.003 B	25.449	49.174	49.380	256.5	1:08:26.803							
19	3	1:51.864	23.302	47.044	41.518	261.5	39:54.574	29	2	3:24.707	1:52.565	48.849	43.293	254.1	1:11:51.510							
20	3	1:52.367	23.586	47.045	41.736	260.9	41:46.941	30	2	1:55.577	24.196	48.159	43.222	258.4	1:13:47.087							
21	3	1:56.825 B	23.560	46.901	46.364	260.2	43:43.766	31	2	1:55.055	24.337	48.105	42.613	255.9	1:15:42.142							
22	3	4:40.712	3:06.811	49.654	44.247	239.5	48:24.478	32	2	1:55.235	24.196	48.094	42.945	257.1	1:17:37.377							
23	3	1:55.110	24.265	47.562	43.283	257.8	50:19.588	33	2	1:56.778	24.241	48.379	44.158	256.5	1:19:34.155							
24	3	1:57.676	23.688	47.584	46.404	260.2	52:17.264	34	2	1:55.076	24.135	48.195	42.746	255.9	1:21:29.231							
25	3	1:54.937	23.814	47.125	43.998	257.8	54:12.201	35	2	1:55.048	24.107	48.029	42.912	254.1	1:23:24.279							
26	3	1:51.691	23.545	46.846	41.300	258.4	56:03.892	36	2	1:55.108	24.291	47.851	42.966	256.5	1:25:19.387							
27	3	1:55.744	23.257	46.836	45.651	261.5	57:59.636	37	2	1:55.458	24.595	47.945	42.918	255.9	1:27:14.845							
28	3	1:51.376	23.281	46.750	41.345	261.5	59:51.012	38	2	1:58.055 B	24.125	48.123	45.807	254.7	1:29:12.900							
29	3	1:55.310	24.621	47.067	43.622	259.6	1:01:46.322	<div style="border: 1px solid black; padding: 5px;"> 9 GetSpeed Mercedes-AMG GT3 EVO 1. Anthony BARTONE GT 2. Steve JANS 3. Fabian SCHILLER </div>							1	2	2:34.029	52.725	53.341	47.963	201.9	2:34.029
30	3	1:51.721	23.410	46.889	41.422	262.1	1:03:38.043								2	2	2:04.567	24.732	51.218	48.617	203.8	4:38.596
31	3	1:54.953 B	23.281	46.712	44.960	262.1	1:05:32.996								3	2	1:58.374	24.265	47.803	46.306	257.8	6:36.970
32	1	4:13.414	2:43.828	47.577	42.009	257.8	1:09:46.410								4	2	1:54.244	24.270	47.648	42.326	260.9	8:31.214
33	1	1:56.677 B	23.695	47.999	44.983	253.5	1:11:43.087								5	2	1:54.228	24.024	47.716	42.488	260.2	10:25.442
34	1	7:47.609	6:10.969	50.451	46.189	254.7	1:19:30.696								6	2	2:05.616	25.202	50.490	49.924	257.1	12:31.058
35	1	1:52.390	23.718	47.294	41.378	259.6	1:21:23.086								7	2	1:55.097	24.183	47.794	43.120	257.1	14:26.155
36	1	1:51.582	23.386	46.902	41.294	261.5	1:23:14.668								8	2	1:53.969	24.042	47.603	42.324	260.9	16:20.124
37	1	1:51.124	23.077	46.792	41.255	260.9	1:25:05.792								9	2	2:00.968 B	25.382	48.186	47.400	257.8	18:21.092
38	1	1:53.498	23.602	47.094	42.802	257.8	1:26:59.290								10	3	3:27.337	1:54.281	47.757	45.299	257.8	21:48.429
39	1	2:08.646	24.276	50.609	53.761	258.4	1:29:07.936	11	3	1:56.729	23.927	47.610	45.192	259.0	23:45.158							
40	1	1:51.629	23.407	46.812	41.410	261.5	1:30:59.565	12	3	1:54.889	24.068	47.775	43.046	256.5	25:40.047							
<div style="border: 1px solid black; padding: 5px;"> 8 Dragon Racing Ferrari 296 GT3 1. Todd COLEMAN GT 2. Lorcan HANAFIN 3. Aaron TELLITZ </div>																						
1	3	3:12.321	1:31.718	53.828	46.775	197.4	3:12.321	13	3	1:53.409	23.722	47.232	42.455	259.0	27:33.456							
2	3	2:02.853	25.585	48.936	48.332	250.0	5:15.174	14	3	1:55.736 B	23.671	47.263	44.802	259.6	29:29.192							
3	3	1:55.858	24.801	48.133	42.924	254.7	7:11.032	15	1	3:34.363	2:00.942	49.244	44.177	257.1	33:03.555							
4	3	1:55.156	24.375	47.952	42.829	254.7	9:06.188	16	1	1:56.190	24.627	47.919	43.644	259.0	34:59.745							
5	3	1:54.399	23.986	47.830	42.583	255.3	11:00.587	17	1	1:56.965	24.443	48.280	44.242	259.6	36:56.710							
6	3	1:57.834 B	24.213	47.939	45.582	256.5	12:58.421	18	1	1:57.787	25.266	48.300	44.221	256.5	38:54.497							
7	3	10:50.426	9:18.063	48.804	43.559	251.7	23:48.847	19	1	1:55.996	24.495	48.272	43.229	257.8	40:50.493							
8	3	1:55.009	24.147	47.913	42.949	256.5	25:43.856	20	1	1:55.641	24.316	47.953	43.372	259.0	42:46.134							
9	3	1:55.153	24.212	48.133	42.808	251.2	27:39.009	21	1	1:55.520	24.374	47.892	43.254	259.0	44:41.654							
10	3	1:55.515	24.252	48.019	43.144	255.3	29:34.524	22	1	1:56.300	24.410	47.916	43.974	257.8	46:37.954							
11	3	1:58.458 B	24.325	48.226	45.907	257.1	31:32.982	23	1	1:57.298	24.698	49.022	43.578	257.1	48:35.252							
12	1	4:57.124	3:20.307	51.038	45.779	250.0	36:30.106	24	1	1:58.316	24.937	48.741	44.638	257.1	50:33.568							
13	1	1:59.870	25.448	49.016	45.406	253.5	38:29.976	25	1	1:55.659	24.387	47.722	43.550	257.1	52:29.227							
14	1	1:58.651	25.441	48.721	44.489	255.3	40:28.627	26	1	1:59.474 B	24.562	48.393	46.519	256.5	54:28.701							
15	1	1:59.949	25.365	49.063	45.521	255.9	42:28.576	27	3	3:24.619	1:53.983	47.898	42.738	259.0	57:53.320							
16	1	2:01.524	26.319	49.273	45.932	255.3	44:30.100	28	3	1:54.149	23.940	47.574	42.635	259.6	59:47.469							
17	1	1:59.099	25.649	48.836	44.614	257.1	46:29.199	29	3	1:55.781	23.896	47.659	44.226	260.2	1:01:43.250							
18	1	1:59.441	25.976	49.016	44.449	255.9	48:28.640	30	3	1:57.988	24.205	49.434	44.349	260.2	1:03:41.238							
19	1	1:59.061	25.482	48.946	44.633	255.3	50:27.701	31	3	1:54.327	23.914	47.528	42.885	259.6	1:05:35.565							
20	1	2:00.799	26.084	49.000	45.715	257.1	52:28.500	32	3	1:53.933	23.970	47.498	42.465	259.0	1:07:29.498							
21	1	1:58.886	25.165	49.086	44.635	256.5	54:27.386	33	3	1:53.735	23.871	47.477	42.387	259.6	1:09:23.233							
22	1	1:59.244	25.269	48.612	45.363	254.7	56:26.630	34	3	1:57.598 B	24.717	47.873	45.008	263.4	1:11:20.831							
23	1	2:00.378	25.801	49.554	45.023	257.1	58:27.008	35	2	3:23.493	1:51.244	48.370	43.879	259.6	1:14:44.324							
24	1	1:58.708	25.197	48.855	44.656	256.5	1:00:25.716	36	2	1:56.518	24.631	48.193	43.694	256.5	1:16:40.842							
25	1	1:58.335	25.326	48.528	44.481	257.1	1:02:24.051	37	2	1:58.933	24.888	48.101	45.944	256.5	1:18:39.775							
26	1	1:58.411	25.195	48.830	44.386	255.3	1:04:22.462	38	2	1:57.704	24.626	48.645	44.433	262.1	1:20:37.479							
27	1	2:00.338	25.477	48.818	46.043	254.7	1:06:22.800	39	2	1:58.268	24.545	49.912	43.811	247.1	1:22:35.747							





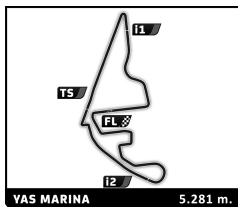
Asian Le Mans Series 4 Hours of Abu Dhabi Free Practice 1

Sector Analysis

Lap under Red Flag Invalidated Lap Personal Best Session Best B Crossing the pit lane

Lap	D	Time	Sector 1	Sector 2	Sector 3	T. Spd	Elapsed	Lap	D	Time	Sector 1	Sector 2	Sector 3	T. Spd	Elapsed
40	2	1:58.022	24.505	48.012	45.505	262.1	1:24:33.769	6	1	1:48.053	23.110	44.525	40.418	276.2	11:21.442
41	2	1:58.810	24.507	47.991	46.312	262.1	1:26:32.579	7	1	1:43.779	21.324	43.492	38.963	288.8	13:05.221
42	2	1:56.998	25.125	48.335	43.538	250.6	1:28:29.577	8	1	1:52.756 B	23.803	44.300	44.653	285.0	14:57.977
43	2	1:55.892	24.453	48.055	43.384	262.1	1:30:25.469	9	3	3:51.588	2:27.589	44.565	39.434	282.0	18:49.565
10 Manthey Porsche 911 GT3 R 1. Antares AU 2. Klaus BACHLER 3. Joel STURM GT								10 3 1:44.899 22.301 44.061 38.537 284.2 20:34.464							
1	2	2:40.236	1:01.323	52.792	46.121	198.9	2:40.236	11	3	1:45.069	21.283	44.066	39.720	256.5	22:19.533
2	2	2:05.247	24.755	52.842	47.650	257.1	4:45.483	12	3	1:42.495	21.034	43.541	37.920	289.5	24:02.028
3	2	1:54.170	24.144	47.570	42.456	257.1	6:39.653	13	3	1:47.838	21.330	43.627	42.881	279.1	25:49.866
4	2	1:53.946	24.014	47.471	42.461	258.4	8:33.599	14	3	1:42.931	20.969	43.468	38.494	288.0	27:32.797
5	2	1:53.523	23.912	47.353	42.258	258.4	10:27.122	15	3	1:43.134	21.643	43.351	38.140	286.5	29:15.931
6	2	1:53.729	23.922	47.412	42.395	258.4	12:20.851	16	3	1:49.066 B	21.105	43.373	44.588	276.2	31:04.997
7	2	1:53.675	23.890	47.572	42.213	256.5	14:14.526	17	3	8:35.873	7:13.711	43.906	38.256	272.0	39:40.870
8	2	1:56.412 B	22.965	47.456	44.991	259.6	16:10.938	18	3	1:43.042	21.045	43.704	38.293	288.8	41:23.912
9	2	9:58.018	8:26.745	48.367	42.906	255.9	26:08.956	19	3	1:43.341	20.762	43.586	38.993	282.7	43:07.253
10	2	1:54.680	24.264	47.428	42.988	259.0	28:03.636	20	3	1:43.098	20.870	43.090	39.138	288.8	44:50.351
11	2	1:54.227	24.081	47.629	42.517	257.8	29:57.863	21	3	1:45.054	21.496	43.101	40.457	288.8	46:35.405
12	2	1:53.682	23.886	47.467	42.329	257.8	31:51.545	22	3	1:46.995 B	21.488	43.186	42.321	285.0	48:22.400
13	2	1:53.870	24.008	47.390	42.472	259.6	33:45.415	23	3	6:24.218	4:59.383	45.093	39.742	266.0	54:46.618
14	2	1:54.318	23.996	47.457	42.865	260.9	35:39.733	24	3	1:43.518	21.519	43.864	38.135	287.2	56:30.136
15	2	1:55.015	24.152	48.076	42.787	257.8	37:34.748	25	3	1:43.943	22.108	43.656	38.179	279.1	58:14.079
16	2	1:56.545 B	24.039	47.620	44.886	259.0	39:31.293	26	3	1:43.642	21.730	43.489	38.423	287.2	59:57.721
17	3	7:19.902	5:48.761	48.169	42.972	253.5	46:51.195	27	3	1:43.589	21.045	43.543	39.001	281.2	1:01:41.310
18	3	1:54.080	24.092	47.518	42.470	259.0	48:45.275	28	3	1:43.290	21.633	43.278	38.379	288.8	1:03:24.600
19	3	1:55.137	24.099	48.076	42.962	260.2	50:40.412	29	3	1:44.807	21.821	43.547	39.439	288.8	1:05:09.407
20	3	1:54.979	24.122	47.610	43.247	260.2	52:35.391	30	3	1:42.599	20.917	43.261	38.421	287.2	1:06:52.006
21	3	1:58.539	24.905	47.684	45.950	258.4	54:33.930	31	3	1:48.155 B	22.022	43.684	42.449	288.8	1:08:40.161
22	3	1:54.359	24.232	47.519	42.608	258.4	56:28.289	32	1	5:17.668	3:50.308	46.075	41.285	217.3	1:13:57.829
23	3	1:54.657	24.508	47.877	42.272	258.4	58:22.946	33	1	1:46.584	21.946	44.405	40.233	286.5	1:15:44.413
24	3	1:53.972	23.955	47.322	42.695	259.6	1:00:16.918	34	1	1:45.990	21.896	44.238	39.856	288.0	1:17:30.403
25	3	1:54.050	24.020	47.334	42.696	260.2	1:02:10.968	35	1	1:48.306	21.667	44.149	42.490	288.8	1:19:18.709
26	3	1:56.545 B	24.079	47.702	44.764	260.2	1:04:07.513	36	1	1:49.152	23.495	45.222	40.435	285.7	1:21:07.861
27	1	3:02.526	1:30.118	48.548	43.860	261.5	1:07:10.039	37	1	1:46.757	21.606	44.107	41.044	288.0	1:22:54.618
28	1	1:59.401	25.176	48.738	45.487	252.3	1:09:09.440	38	1	1:47.734	23.128	44.190	40.416	288.0	1:24:42.352
29	1	1:59.889	25.219	49.224	45.446	237.9	1:11:09.329	39	1	1:49.870	22.327	45.196	42.347	287.2	1:26:32.222
30	1	1:59.574	25.982	49.375	44.217	259.0	1:13:08.903	40	1	1:48.554	22.977	44.263	41.314	285.7	1:28:20.776
31	1	1:56.901	24.951	48.393	43.557	258.4	1:15:05.804	41	1	1:48.385	23.906	44.414	40.065	286.5	1:30:09.161
32	1	1:56.812	24.691	48.161	43.960	260.9	1:17:02.616	12 Car Collection Motorsport Porsche 911 GT3 R 1. Bashar MARDINI 2. James KELL 3. Nico MENZEL GT							
33	1	1:57.423	25.344	48.438	43.641	260.2	1:19:00.039	1	2	3:50.759	2:12.858	51.905	45.996	218.2	3:50.759
34	1	1:57.249	24.686	47.842	44.721	262.1	1:20:57.288	2	2	1:59.088	25.161	47.896	46.031	257.1	5:49.847
35	1	1:56.358	24.667	47.900	43.791	257.8	1:22:53.646	3	2	1:55.454	24.495	47.636	43.323	259.6	7:45.301
36	1	1:57.094	25.437	48.256	43.401	262.8	1:24:50.740	4	2	1:58.465	25.466	47.638	45.361	258.4	9:43.766
37	1	1:59.222 B	24.529	48.446	46.247	254.1	1:26:49.962	5	2	1:56.969	24.326	49.243	43.400	244.9	11:40.735
38	3	3:13.559 B	1:40.491	48.155	44.913	259.0	1:30:03.521	6	2	1:54.552	24.012	47.865	42.675	257.1	13:35.287
11 Proton Competition Oreca 07 - Gibson 1. Alexander MATTSCHULL 2. Jonas RIED 3. Mathias BECHE LMP2								7 2 1:55.355 24.143 48.072 43.140 257.8 15:30.642							
1	1	2:25.082	52.140	48.867	44.075	217.7	2:25.082	8 2 1:55.552 24.230 47.722 43.600 260.2 17:26.194							
2	1	1:50.596	23.483	45.540	41.573	240.0	4:15.678	9 2 1:58.613 B 24.929 47.399 46.285 260.2 19:24.807							
3	1	1:45.848	21.498	43.914	40.436	285.7	6:01.526	10 2 3:04.424 1:32.863 48.469 43.092 257.1 22:29.231							
4	1	1:45.289	21.521	44.138	39.630	288.0	7:46.815	11 2 1:55.869 24.553 48.055 43.261 257.8 24:25.100							
5	1	1:46.574	22.235	44.718	39.621	282.7	9:33.389	12 2 1:56.364 24.864 47.993 43.507 258.4 26:21.464							
								13 2 1:55.847 24.449 47.927 43.471 258.4 28:17.311							
								14 2 1:55.605 24.467 48.016 43.122 258.4 30:12.916							



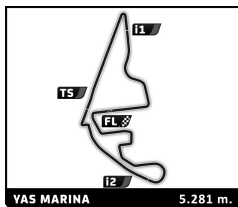


Asian Le Mans Series 4 Hours of Abu Dhabi Free Practice 1

Sector Analysis

Lap under Red Flag													Invalidated Lap	Personal Best	Session Best	B Crossing the pit lane
Lap	D	Time	Sector 1	Sector 2	Sector 3	T. Spd	Elapsed	Lap	D	Time	Sector 1	Sector 2	Sector 3	T. Spd	Elapsed	
15	2	1:55.562	24.376	47.927	43.259	257.8	32:08.478	1	2	2:34.446	57.712	51.059	45.675	225.5	2:34.446	
16	2	1:58.968 B	24.521	47.885	46.562	257.8	34:07.446	2	2	1:55.946	24.508	47.872	43.566	244.9	4:30.392	
17	2	4:32.954	2:59.780	48.502	44.672	256.5	38:40.400	3	2	1:49.966	22.933	46.487	40.546	258.4	6:20.358	
18	2	1:56.336	24.939	48.139	43.258	259.6	40:36.736	4	2	1:49.669	22.766	45.970	40.933	267.3	8:10.027	
19	2	1:57.894	25.035	48.211	44.648	257.8	42:34.630	5	2	1:49.297	23.530	45.850	39.917	265.4	9:59.324	
20	2	1:56.943	25.146	48.062	43.735	257.8	44:31.573	6	2	1:48.660	22.547	45.875	40.238	265.4	11:47.984	
21	2	1:57.831	25.442	48.214	44.175	259.6	46:29.404	7	2	1:53.059 B	23.431	46.014	43.614	266.7	13:41.043	
22	2	1:56.172	24.956	48.090	43.126	251.7	48:25.576	8	3	7:28.607	5:56.488	48.350	43.769	258.4	21:09.650	
23	2	1:58.260 B	24.493	47.757	46.010	259.6	50:23.836	9	3	1:54.255	24.244	47.488	42.523	260.2	23:03.905	
24	1	4:34.341	2:57.507	49.569	47.265	256.5	54:58.177	10	3	1:54.148	24.120	47.199	42.829	263.4	24:58.053	
25	1	1:58.096	25.301	48.303	44.492	258.4	56:56.273	11	3	1:56.526	24.109	47.655	44.762	246.6	26:54.579	
26	1	1:57.699	25.062	48.273	44.364	257.1	58:53.972	12	3	1:56.186	24.465	47.485	44.236	260.9	28:50.765	
27	1	1:57.591	25.217	48.193	44.181	258.4	1:00:51.563	13	3	1:54.717	24.146	47.197	43.374	264.7	30:45.482	
28	1	1:57.034	24.990	48.081	43.963	259.6	1:02:48.597	14	3	2:03.762 B	25.518	48.262	49.982	255.9	32:49.244	
29	1	2:00.674	25.315	49.265	46.094	259.6	1:04:49.271	15	1	3:27.039	1:54.622	48.166	44.251	256.5	36:16.283	
30	1	2:02.741 B	24.938	48.025	49.778	259.6	1:06:52.012	16	1	1:54.030	24.201	47.326	42.503	260.2	38:10.313	
31	1	4:54.601	3:20.790	48.839	44.972	257.1	1:11:46.613	17	1	1:52.577	23.705	46.860	42.012	263.4	40:02.890	
32	1	1:57.461	24.909	48.477	44.075	259.0	1:13:44.074	18	1	1:52.818	23.748	46.911	42.159	263.4	41:55.708	
33	1	2:03.385 B	25.857	48.615	48.913	257.8	1:15:47.459	19	1	1:52.401	23.673	46.710	42.018	264.7	43:48.109	
34	3	3:04.355	1:28.151	48.838	47.366	252.3	1:18:51.814	20	1	1:57.195 B	23.971	46.873	46.351	266.0	45:45.304	
35	3	1:57.849	24.370	47.689	45.790	259.0	1:20:49.663	21	1	2:57.264	1:25.167	48.190	43.907	260.2	48:42.568	
36	3	2:03.704	24.321	48.200	51.183	259.0	1:22:53.367	22	1	1:56.320	25.273	48.024	43.023	260.2	50:38.888	
37	3	1:55.678	24.435	48.079	43.164	258.4	1:24:49.045	23	1	1:56.189	24.717	47.801	43.671	260.2	52:35.077	
38	3	1:54.942	24.167	47.734	43.041	259.0	1:26:43.987	24	1	1:54.786	24.726	47.459	42.601	262.8	54:29.863	
39	3	1:54.925	24.185	47.819	42.921	259.6	1:28:38.912	25	1	1:54.888	24.148	47.416	43.324	261.5	56:24.751	
40	3	1:55.493	24.630	47.792	43.071	259.6	1:30:34.405	26	1	1:59.211 B	24.277	47.487	47.447	262.1	58:23.962	
Mercedes-AMG GT3 EVO																
14		Climax Racing														
		1.Lu WEI		3.Lucas AUER												
		2.Ling KANG		GT												
1	2	9:30.186 B	7:35.805	54.083	1:00.298	205.3	9:30.186	27	2	3:16.429	1:46.669	47.349	42.411	260.2	1:01:40.391	
2	2	8:56.638	7:23.192	49.382	44.064	245.5	18:26.824	28	2	1:51.983	23.947	46.846	41.190	264.7	1:03:32.374	
3	2	1:57.477	24.547	48.405	44.525	257.1	20:24.301	29	2	1:51.156	23.043	46.425	41.688	265.4	1:05:23.530	
4	2	1:56.131	24.298	48.293	43.540	257.8	22:20.432	30	2	1:51.034	23.042	46.476	41.516	264.7	1:07:14.564	
5	2	1:55.442	24.185	47.906	43.351	257.8	24:15.874	31	2	1:55.521 B	23.121	47.039	45.361	256.5	1:09:10.085	
6	2	1:55.587	24.294	48.010	43.283	258.4	26:11.461	32	3	3:43.934	2:11.682	48.189	44.063	260.2	1:12:54.019	
7	2	1:55.135	24.250	47.823	43.062	258.4	28:06.596	33	3	1:58.970	24.943	48.381	45.646	260.9	1:14:52.989	
8	2	1:54.811	24.223	47.843	42.745	258.4	30:01.407	34	3	1:57.232	24.753	48.139	44.340	255.3	1:16:50.221	
9	2	1:54.702	24.167	47.748	42.787	257.8	31:56.109	35	3	1:57.667	25.650	48.171	43.846	259.0	1:18:47.888	
10	2	1:54.831	24.137	47.824	42.870	258.4	33:50.940	36	3	1:57.557	25.745	47.789	44.023	259.6	1:20:45.445	
11	2	2:03.513 B	24.293	48.788	50.432	255.3	35:54.453	37	3	1:57.096	24.587	48.039	44.470	254.1	1:22:42.541	
12	3	3:57.127	2:24.512	49.041	43.574	240.5	39:51.580	38	3	1:57.464	24.685	48.208	44.571	257.1	1:24:40.005	
13	3	1:54.042	24.023	47.398	42.621	259.0	41:45.622	39	3	1:57.947	24.629	48.555	44.763	257.8	1:26:37.952	
14	3	1:53.942	24.005	47.434	42.503	259.0	43:39.564	40	3	1:56.977	24.510	48.007	44.460	260.9	1:28:34.929	
15	3	1:53.829	23.976	47.459	42.394	258.4	45:33.393	41	3	2:08.720 B	24.318	47.642	56.760	250.0	1:30:43.649	
16	3	1:54.048	24.099	47.426	42.523	259.0	47:27.441	Mercedes-AMG GT3 EVO								
17	3	1:54.065	23.954	47.402	42.709	259.6	49:21.506	16		Winward Racing						
18	3	1:54.904	23.876	47.589	43.439	259.6	51:16.410			1.Marco ENGEL		3.Sergey STOLYAROV				
19	3	1:57.047 B	23.914	47.809	45.324	259.0	53:13.457			2.Viktor SHAYTAR		GT				
20	3	28:26.734	...	50.290	45.979	254.1	1:21:40.191	1	3	3:49.226	2:07.080	54.934	47.212	235.8	3:49.226	
21	3	1:59.799 B	24.602	48.716	46.481	257.8	1:23:39.990	2	3	1:57.160	25.278	48.561	43.321	254.7	5:46.386	
Ligier JS P320 - Nissan																
15		RLR M Sport														
		1.Nick ADCOCK		3.Chris SHORT												
		2.Ian AGUILERA		LMP3												
7	3	1:56.671	25.152	48.017	43.502	257.8	15:28.129	3	3	1:54.336	24.359	47.507	42.470	257.1	7:40.722	
8	3	1:57.660	24.295	48.271	45.094	253.5	17:25.789	4	3	1:58.509	24.425	49.443	44.641	256.5	9:39.231	
9	3	1:54.215	24.242	47.407	42.566	259.0	19:20.004	5	3	1:57.855	24.763	48.632	44.460	257.1	11:37.086	
6	3	1:54.372	24.228	47.502	42.642	257.8	13:31.458	6	3	1:54.372	24.228	47.502	42.642	257.8	13:31.458	



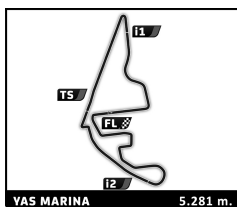


Asian Le Mans Series 4 Hours of Abu Dhabi Free Practice 1

Sector Analysis

Lap under Red Flag												Invalidated Lap	Personal Best	Session Best	B Crossing the pit lane
Lap	D	Time	Sector 1	Sector 2	Sector 3	T. Spd	Elapsed	Lap	D	Time	Sector 1	Sector 2	Sector 3	T. Spd	Elapsed
10	3	1:54.081	24.150	47.470	42.461	258.4	21:14.085	26	3	1:56.928	24.492	48.173	44.263	264.1	54:56.202
11	3	2:02.282	24.316	47.877	50.089	255.9	23:16.367	27	3	1:56.261	24.539	47.919	43.803	260.2	56:52.463
12	2	3:53.914	2:22.170	48.259	43.485	250.6	27:10.281	28	3	1:57.148	24.706	48.110	44.332	260.2	58:49.611
13	2	1:56.323	24.619	48.139	43.565	257.1	29:06.604	29	3	1:57.964	25.278	48.875	43.811	252.9	1:00:47.575
14	2	1:57.251	24.662	48.171	44.418	258.4	31:03.855	30	3	1:59.890	24.579	48.237	47.074	259.6	1:02:47.465
15	2	1:56.656	24.887	47.971	43.798	262.1	33:00.511	31	2	3:49.865	2:17.089	47.925	44.851	257.1	1:06:37.330
16	2	1:56.940	24.873	48.528	43.539	244.3	34:57.451	32	2	1:55.869	24.293	47.575	44.001	262.1	1:08:33.199
17	2	1:56.087	24.553	47.978	43.556	256.5	36:53.538	33	2	1:55.210	24.443	47.571	43.196	260.2	1:10:28.409
18	2	1:56.999	24.632	48.305	44.062	257.8	38:50.537	34	2	1:54.879	24.251	47.597	43.031	259.0	1:12:23.288
19	2	1:57.152	25.219	48.080	43.853	259.6	40:47.689	35	2	1:54.832	24.227	47.566	43.039	261.5	1:14:18.120
20	2	1:56.282	24.518	48.440	43.324	258.4	42:43.971	36	2	1:57.585	24.468	47.639	45.478	259.6	1:16:15.705
21	2	1:59.386	24.535	48.198	46.653	257.8	44:43.357	37	3	3:07.708	1:30.734	48.915	48.059	255.3	1:19:23.413
22	1	3:19.923	1:49.150	47.853	42.920	257.8	48:03.280	38	2	2:55.915	1:23.829	48.242	43.844	255.3	1:22:19.328
23	1	1:54.437	24.124	47.556	42.757	257.1	49:57.717	39	2	1:59.596	25.128	48.303	46.165	243.2	1:24:18.924
24	1	1:57.764	24.168	47.734	45.862	257.1	51:55.481	20 Algarve Pro Racing 1.Kriton LENTOUDIS 3.Alex QUINN Oreca 07 - Gibson 2.Olli CALDWELL LMP2							
25	1	1:56.703	24.602	47.616	44.485	257.8	53:52.184	1	1	4:23.063	2:27.788	49.403	213.9	4:23.063	
26	1	1:54.830	24.054	47.397	43.379	255.9	55:47.014	2	1	1:50.823	23.719	45.477	41.627	279.8	6:13.886
27	1	1:55.413	24.046	48.137	43.230	252.9	57:42.427	3	1	1:48.734	22.343	44.945	41.446	269.3	8:02.620
28	1	1:54.164	23.989	47.470	42.705	257.8	59:36.591	4	1	1:48.393	22.470	44.738	41.185	282.7	9:51.013
29	1	1:56.757	24.034	47.540	45.183	259.0	1:01:33.348	5	1	1:51.937	22.842	45.732	43.363	261.5	11:42.950
30	1	9:09.697	7:31.328	52.477	45.892	166.9	1:10:43.045	6	1	1:49.120	22.731	44.707	41.682	285.0	13:32.070
31	1	2:00.900	25.297	50.415	45.188	188.8	1:12:43.945	7	1	1:50.629	23.193	45.000	42.436	283.5	15:22.699
32	1	1:55.956	24.757	48.005	43.194	258.4	1:14:39.901	8	1	1:50.853	23.721	45.281	41.851	286.5	17:13.552
33	1	1:55.066	24.138	47.570	43.358	258.4	1:16:34.967	9	1	1:49.455	22.643	44.879	41.933	277.6	19:03.007
34	1	2:09.434	25.783	51.941	51.710	175.0	1:18:44.401	10	1	1:48.860	23.176	44.884	40.800	281.2	20:51.867
19 Blackthorn 1.Giacomo PETROBELLI 3.Charles BATEMAN GT 2.Jonathan ADAM Aston Martin Vantage AMR GT3															
1	2	2:34.395	55.123	51.421	47.851	220.0	2:34.395	11	1	1:50.011	22.635	44.712	42.664	281.2	22:41.878
2	2	1:58.661	25.496	49.563	43.602	235.8	4:33.056	12	1	1:48.164	22.697	44.398	41.069	287.2	24:30.042
3	2	2:01.665	24.582	48.551	48.532	251.7	6:34.721	13	1	1:50.623	22.726	44.801	43.096	288.8	26:20.665
4	2	1:54.181	24.055	47.752	42.374	250.6	8:28.902	14	1	1:50.414	22.922	45.405	42.087	288.0	28:11.079
5	2	1:55.672	23.930	47.487	44.255	259.6	10:24.574	15	1	1:55.061	24.085	44.989	45.987	281.2	30:06.140
6	2	1:56.961	24.058	47.881	45.022	262.8	12:21.535	16	3	3:39.267	2:14.514	44.770	39.983	274.1	33:45.407
7	1	4:12.862	2:40.883	48.564	43.415	255.9	16:34.397	17	3	1:43.795	21.762	43.735	38.298	289.5	35:29.202
8	1	1:56.959	24.704	48.532	43.723	260.9	18:31.356	18	3	1:43.218	21.335	43.381	38.502	290.3	37:12.420
9	1	1:56.031	24.239	48.165	43.627	259.6	20:27.387	19	3	1:42.674	20.915	43.318	38.441	290.3	38:55.094
10	1	1:57.239	25.254	48.518	43.467	260.2	22:24.626	20	3	1:43.184	21.129	43.967	38.088	286.5	40:38.278
11	1	1:56.948	24.608	48.128	44.212	259.6	24:21.574	21	3	1:45.013	21.669	43.970	39.374	282.0	42:23.291
12	1	1:56.983	24.621	48.612	43.750	260.2	26:18.557	22	3	1:43.068	21.410	43.781	37.877	290.3	44:06.359
13	1	1:56.910	24.640	48.217	44.053	262.1	28:15.467	23	3	1:42.094	20.729	43.259	38.106	289.5	45:48.453
14	1	1:58.996	24.378	48.250	46.368	259.0	30:14.463	24	3	1:42.159	20.780	43.433	37.946	290.3	47:30.612
15	3	3:14.211	1:39.423	50.717	44.071	217.7	33:28.674	25	3	1:45.179	20.761	43.439	40.979	290.3	49:15.791
16	3	1:57.387	24.636	48.407	44.344	252.3	35:26.061	26	3	4:13.967	2:51.519	43.499	38.949	287.2	53:29.758
17	3	1:57.101	24.465	48.433	44.203	257.8	37:23.162	27	3	1:43.014	21.292	43.597	38.125	288.0	55:12.772
18	3	1:56.849	24.759	47.941	44.149	258.4	39:20.011	28	3	1:42.691	21.351	43.429	37.911	289.5	56:55.463
19	3	1:56.292	24.518	47.995	43.779	259.0	41:16.303	29	3	1:44.453	21.343	45.110	38.000	277.6	58:39.916
20	3	1:58.559	24.994	48.436	45.129	258.4	43:14.862	30	3	1:43.454	21.032	43.285	39.137	288.8	1:00:23.370
21	3	1:56.613	24.548	48.030	44.035	259.0	45:11.475	31	3	1:43.896	21.054	43.407	39.435	290.3	1:02:07.266
22	3	1:56.881	24.679	48.252	43.950	253.5	47:08.356	32	3	1:45.731	21.310	43.268	41.153	290.3	1:03:52.997
23	3	1:56.192	24.353	48.052	43.787	260.9	49:04.548	33	2	3:27.849	2:02.996	44.039	40.814	285.7	1:07:20.846
24	3	1:58.765	24.378	48.677	45.710	246.0	51:03.313	34	2	1:46.488	21.392	43.616	41.480	288.8	1:09:07.334
25	3	1:55.961	24.498	47.954	43.509	259.0	52:59.274	35	2	1:43.265	21.227	43.549	38.489	289.5	1:10:50.599
								36	2	1:44.552	21.294	44.304	38.954	280.5	1:12:35.151



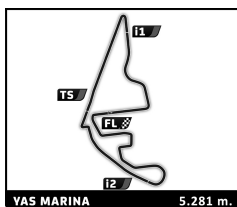


Asian Le Mans Series 4 Hours of Abu Dhabi Free Practice 1

Sector Analysis

Lap under Red Flag								Invalidated Lap		Personal Best		Session Best		B Crossing the pit lane	
Lap	D	Time	Sector 1	Sector 2	Sector 3	T. Spd	Elapsed	Lap	D	Time	Sector 1	Sector 2	Sector 3	T. Spd	Elapsed
37	2	1:43.984	21.584	43.855	38.545	288.8	1:14:19.135	42	1	1:59.525	25.687	48.769	45.069	257.1	1:29:39.276
38	2	1:45.700	21.817	43.748	40.135	289.5	1:16:04.835	43	1	2:00.973	26.000	49.698	45.275	257.8	1:31:40.249
39	2	1:48.793 B	21.471	43.938	43.384	289.5	1:17:53.628	22 Proton Competition Oreca 07 - Gibson LMP2							
40	2	3:22.137	1:57.982	43.825	40.330	287.2	1:21:15.765	1.Giorgio RODA							
41	2	1:44.624	21.724	43.862	39.038	279.8	1:23:00.389	2.Vladislav LOMKO							
42	2	1:45.282	21.355	44.746	39.181	262.1	1:24:45.671	3.Tom DILLMANN							
43	2	1:48.303	21.320	46.587	40.396	283.5	1:26:33.974	1	3	2:32.615	1:01.123	47.410	44.082	246.6	2:32.615
44	2	1:47.005	22.435	43.867	40.703	289.5	1:28:20.979	2	3	1:50.725	22.763	45.663	42.299	254.7	4:23.340
45	2	1:44.474	21.941	43.583	38.950	289.5	1:30:05.453	3	3	1:45.173	21.675	43.642	39.856	285.0	6:08.513
21 Car Collection Motorsport Porsche 911 GT3 R GT								4	3	1:43.133	21.491	43.569	38.073	286.5	7:51.646
1.HASH								5	3	1:45.566	21.641	44.013	39.912	268.0	9:37.212
2.Alex FONTANA								6	3	1:46.923	20.992	44.125	41.806	254.7	11:24.135
1	2	2:54.297	1:08.162	57.726	48.409	200.4	2:54.297	7	3	1:41.945	21.178	43.099	37.668	285.0	13:06.080
2	2	1:59.526	25.747	49.389	44.390	246.6	4:53.823	8	3	1:45.589	22.272	43.178	40.139	288.0	14:51.669
3	2	1:53.048	24.012	47.191	41.845	257.8	6:46.871	9	3	1:43.386	21.153	43.011	39.222	288.8	16:35.055
4	2	1:52.862	23.767	47.126	41.969	258.4	8:39.733	10	3	1:47.008 B	21.088	43.468	42.452	287.2	18:22.063
5	2	1:52.761	23.823	46.941	41.997	259.6	10:32.494	11	3	5:01.036	3:29.090	47.081	44.865	277.6	23:23.099
6	2	1:58.260 B	24.068	48.059	46.133	257.8	12:30.754	12	3	1:41.943	20.744	43.012	38.187	286.5	25:05.042
7	1	3:42.000	2:06.353	48.947	46.700	258.4	16:12.754	13	3	1:45.493	21.286	43.767	40.440	282.0	26:50.535
8	1	1:59.478	25.647	48.979	44.852	257.1	18:12.232	14	3	1:47.658	21.723	44.499	41.436	266.0	28:38.193
9	1	1:58.695	25.374	48.723	44.598	256.5	20:10.927	15	3	1:41.966	20.910	43.082	37.974	288.8	30:20.159
10	1	2:34.481	25.543	1:23.453	45.485	257.1	22:45.408	16	3	1:45.424 B	21.012	43.070	41.342	287.2	32:05.583
11	1	1:58.941	25.231	48.868	44.842	256.5	24:44.349	17	1	4:01.186	2:35.867	45.112	40.207	247.1	36:06.769
12	1	1:59.086	25.324	48.509	45.253	257.8	26:43.435	18	1	1:43.427	21.232	43.406	38.789	286.5	37:50.196
13	1	2:01.873	26.458	49.879	45.536	259.6	28:45.308	19	1	1:43.372	21.464	43.541	38.367	287.2	39:33.568
14	1	1:59.934	25.456	49.310	45.168	259.6	30:45.242	20	1	1:43.675	20.942	44.123	38.610	279.8	41:17.243
15	1	1:59.707	25.374	49.740	44.593	258.4	32:44.949	21	1	1:45.810	22.341	44.649	38.820	283.5	43:03.053
16	1	1:59.411	25.670	48.934	44.807	259.0	34:44.360	22	1	1:43.300	21.002	43.439	38.859	288.0	44:46.353
17	1	1:58.842	25.215	48.758	44.869	259.6	36:43.202	23	1	1:46.117	20.973	43.385	41.759	288.8	46:32.470
18	1	1:59.958	25.349	48.931	45.678	259.6	38:43.160	24	1	1:46.187	22.487	44.242	39.458	285.7	48:18.657
19	1	2:03.801 B	25.646	48.685	49.470	258.4	40:46.961	25	1	1:43.758	20.939	43.197	39.622	288.8	50:02.415
20	3	3:06.904	1:35.333	48.377	43.194	254.7	43:53.865	26	1	1:42.688	20.994	43.598	38.096	288.8	51:45.103
21	3	1:56.828	24.669	47.877	44.282	256.5	45:50.693	27	1	1:44.004	21.584	43.369	39.051	290.3	53:29.107
22	3	1:55.155	24.359	47.888	42.908	255.3	47:45.848	28	1	1:43.085	20.975	43.886	38.224	290.3	55:12.192
23	3	1:57.904	24.380	48.111	45.413	255.9	49:43.752	29	1	1:48.720 B	21.713	44.409	42.598	252.3	57:00.912
24	3	1:54.642	24.273	47.708	42.661	257.8	51:38.394	30	2	3:41.553	2:15.754	45.331	40.468	264.1	1:00:42.465
25	3	1:55.201	24.340	47.598	43.263	258.4	53:33.595	31	2	1:45.826	22.509	44.056	39.261	279.8	1:02:28.291
26	3	1:55.130	24.453	47.759	42.918	257.1	55:28.725	32	2	1:45.940	21.369	45.144	39.427	274.8	1:04:14.231
27	3	1:59.598	24.406	47.924	47.268	256.5	57:28.323	33	2	1:45.298	21.273	43.476	40.549	285.0	1:05:59.529
28	3	1:55.163	24.390	47.506	43.267	258.4	59:23.486	34	2	1:43.283	21.070	43.763	38.450	279.1	1:07:42.812
29	3	1:58.357	24.709	49.293	44.355	259.6	1:01:21.843	35	2	1:44.713	21.023	44.137	39.553	270.7	1:09:27.525
30	3	1:55.208	24.387	47.760	43.061	257.1	1:03:17.051	36	2	1:48.949 B	22.225	43.566	43.158	282.0	1:11:16.474
31	3	1:59.251 B	24.535	48.765	45.951	254.7	1:05:16.302	37	2	3:40.375	2:15.646	44.192	40.537	276.2	1:14:56.849
32	1	4:16.418	2:41.538	49.104	45.776	258.4	1:09:32.720	38	2	1:45.294	21.667	44.065	39.562	284.2	1:16:42.143
33	1	1:59.692	25.834	48.829	45.029	256.5	1:11:32.412	39	2	1:45.280	21.887	43.739	39.654	283.5	1:18:27.423
34	1	2:01.454	26.507	49.224	45.723	257.8	1:13:33.866	40	2	1:44.135	22.021	43.582	38.532	284.2	1:20:11.558
35	1	2:00.587	25.823	49.054	45.710	259.0	1:15:34.453	41	2	1:43.465	21.130	43.500	38.835	288.0	1:21:55.023
36	1	2:00.070	25.822	48.725	45.523	257.1	1:17:34.523	42	2	1:47.313	21.289	44.064	41.960	259.6	1:23:42.336
37	1	2:01.535	25.945	49.153	46.437	257.8	1:19:36.058	43	2	1:44.417	21.092	43.497	39.828	284.2	1:25:26.753
38	1	2:00.256	26.161	48.763	45.332	257.1	1:21:36.314	44	2	1:44.018	20.933	43.298	39.787	283.5	1:27:10.771
39	1	2:00.700	25.774	49.114	45.812	259.6	1:23:37.014	45	2	1:43.720	20.951	43.488	39.281	283.5	1:28:54.491
40	1	2:00.792	26.323	49.166	45.303	257.1	1:25:37.806	46	2	1:46.244	22.183	43.600	40.461	278.4	1:30:40.735
41	1	2:01.945	25.886	49.777	46.282	257.8	1:27:39.751								





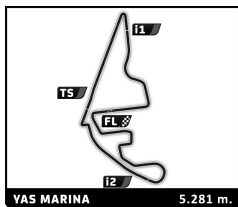
Asian Le Mans Series 4 Hours of Abu Dhabi Free Practice 1

Sector Analysis

Lap under Red Flag Invalidated Lap Personal Best Session Best B Crossing the pit lane

Lap	D	Time	Sector 1	Sector 2	Sector 3	T. Spd	Elapsed	Lap	D	Time	Sector 1	Sector 2	Sector 3	T. Spd	Elapsed	
23	Absolute Racing 1. Carl Wattana BENNETT 3. Chris VAN DER DRIFT 2. Gregory BENNETT							Ferrari 296 GT3 GT								
	1	1	3:25.804	1:40.408	52.794	52.602	214.3	3:25.804	5	1	1:46.119	21.661	43.780	40.678	291.1	9:51.433
	2	1	1:58.462	25.475	48.873	44.114	252.9	5:24.266	6	1	1:48.302	22.711	44.270	41.321	279.1	11:39.735
3	1	1:55.433	24.418	47.871	43.144	257.8	7:19.699	7	1	1:47.283	21.556	43.688	42.039	285.7	13:27.018	
4	1	1:54.624	24.373	47.490	42.761	257.8	9:14.323	8	1	1:48.419	23.974	43.844	40.601	291.9	15:15.437	
5	1	1:54.770	24.096	47.984	42.690	257.8	11:09.093	9	1	1:51.743 B	22.342	43.931	45.470	291.9	17:07.180	
6	1	1:54.995	24.407	47.593	42.995	259.0	13:04.088	10	2	5:32.712	4:01.388	44.264	47.060	278.4	22:39.892	
7	1	1:58.946 B	25.003	48.109	45.834	258.4	15:03.034	11	2	1:44.743	21.381	43.841	39.521	291.9	24:24.635	
8	3	3:13.396	1:37.216	50.036	46.144	254.7	18:16.430	12	2	1:46.075	21.636	43.808	40.631	279.8	26:10.710	
9	3	1:54.979	24.098	47.905	42.976	255.9	20:11.409	13	2	1:44.221	21.763	43.691	38.767	274.1	27:54.931	
10	3	2:04.035	26.705	52.956	44.374	203.4	22:15.444	14	2	1:47.340 B	21.353	43.696	42.291	291.9	29:42.271	
11	3	1:54.574	24.418	47.888	42.268	258.4	24:10.018	15	2	8:31.803	7:09.084	44.183	38.536	254.7	38:14.074	
12	3	1:54.341	23.995	47.857	42.489	255.9	26:04.359	16	2	1:43.042	21.354	43.463	38.225	289.5	39:57.116	
13	3	1:58.337 B	24.694	48.513	45.130	255.9	28:02.696	17	2	1:43.042	21.047	43.930	38.066	265.4	41:40.159	
14	2	4:23.406	2:48.635	49.611	45.160	251.7	32:26.102	18	2	1:42.538	21.052	43.505	37.981	287.2	43:22.697	
15	2	2:02.013	25.345	49.260	47.408	252.9	34:28.115	19	2	1:43.465	21.075	43.373	39.017	292.7	45:06.162	
16	2	2:02.808	26.213	50.173	46.322	254.1	36:30.923	20	2	1:44.082	21.031	43.349	39.702	291.1	46:50.244	
17	2	2:00.353	25.327	49.754	45.272	254.7	38:31.276	21	2	1:44.926	21.439	43.808	39.679	282.0	48:35.170	
18	2	2:01.813	26.866	49.447	45.500	240.0	40:33.089	22	2	1:49.468 B	23.079	44.449	41.940	267.3	50:24.638	
19	2	2:01.302	26.411	49.395	45.496	254.7	42:34.391	23	1	3:25.171	1:56.929	46.446	41.796	240.0	53:49.809	
20	2	2:00.393	26.593	49.303	44.497	255.3	44:34.784	24	1	1:49.591	22.390	44.465	42.736	280.5	55:39.400	
21	2	2:01.526	25.635	49.732	46.159	251.7	46:36.310	25	1	1:46.776	22.058	44.291	40.427	285.7	57:26.176	
22	2	2:05.604	25.933	50.096	49.575	254.1	48:41.914	26	1	1:49.408	22.133	45.518	41.757	246.6	59:15.584	
23	2	2:01.226	26.569	49.585	45.072	253.5	50:43.140	27	1	1:47.837	22.458	44.651	40.728	279.8	1:01:03.421	
24	2	2:01.347	25.716	49.626	46.005	256.5	52:44.487	28	1	1:46.918	22.099	44.555	40.264	270.7	1:02:50.339	
25	2	2:01.352	26.481	49.340	45.531	254.7	54:45.839	29	1	1:49.343	23.650	44.982	40.711	285.0	1:04:39.682	
26	2	2:00.612	26.200	49.605	44.807	238.4	56:46.451	30	1	1:51.130 B	22.266	44.328	44.536	286.5	1:06:30.812	
27	2	2:12.993	25.718	49.214	58.061	254.1	58:59.444	31	3	3:17.578	1:52.109	44.947	40.522	246.6	1:09:48.390	
28	2	2:03.925	26.831	50.745	46.349	252.3	1:01:03.369	32	3	1:45.217	22.102	43.989	39.126	278.4	1:11:33.607	
29	2	2:00.444	26.093	49.316	45.035	255.3	1:03:03.813	33	3	1:45.042	22.388	43.590	39.064	285.7	1:13:18.649	
30	2	2:00.679	25.882	49.325	45.472	254.7	1:05:04.492	34	3	1:47.337	22.239	44.016	41.082	279.1	1:15:05.986	
31	2	2:00.950	25.973	48.890	46.087	255.3	1:07:05.442	35	3	1:44.614	21.192	43.706	39.716	280.5	1:16:50.600	
32	2	2:02.089	26.387	49.574	46.128	255.9	1:09:07.531	36	3	1:48.271	21.850	43.405	43.016	288.8	1:18:38.871	
33	2	2:01.482	25.998	48.877	46.607	254.7	1:11:09.013	37	3	1:46.544	20.836	43.748	41.960	290.3	1:20:25.415	
34	2	2:03.202	26.223	51.116	45.863	241.6	1:13:12.215	38	3	1:42.812	21.096	43.292	38.424	290.3	1:22:08.227	
35	2	2:03.112	26.159	49.253	47.700	250.0	1:15:15.327	39	3	1:42.808	20.963	43.188	38.657	288.8	1:23:51.035	
36	2	2:01.104	25.773	49.178	46.153	254.7	1:17:16.431	40	3	1:46.818	20.871	43.331	42.616	289.5	1:25:37.853	
37	2	1:59.793	25.883	49.138	44.772	254.7	1:19:16.224	41	3	1:42.953	21.048	43.241	38.664	290.3	1:27:20.806	
38	2	2:01.748	25.725	49.222	46.801	257.8	1:21:17.972	42	3	1:49.360	21.900	43.988	43.472	275.5	1:29:10.166	
39	2	2:01.225	25.720	49.588	45.917	255.3	1:23:19.197	43	3	1:43.672	21.668	43.658	38.346	284.2	1:30:53.838	
40	2	1:59.849	25.765	48.944	45.140	255.9	1:25:19.046	25 Algarve Pro Racing 1. Michael JENSEN 3. Valerio RINICELLA 2. Maithe JAKOBSEN								
41	2	2:01.133	26.897	48.948	45.288	256.5	1:27:20.179									
42	2	2:02.077	26.882	49.350	45.845	254.1	1:29:22.256	1	3	2:36.831	1:02.957	50.876	42.998	204.5	2:36.831	
43	2	1:59.447	25.634	49.129	44.684	252.9	1:31:21.703	2	3	1:50.914	23.549	47.084	40.281	229.3	4:27.745	
24	Nielsen Racing 1. Naveen RAO 3. Nicky CATSBURG 2. Matthew BELL							Oreca 07 - Gibson LMP2								
	1	1	2:35.357	59.279	50.430	45.648	222.7	2:35.357	3	3	1:46.373	21.466	44.228	40.679	276.2	6:14.118
	2	1	1:53.989	24.916	46.534	42.539	238.4	4:29.346	4	3	1:45.027	22.199	43.745	39.083	284.2	7:59.145
	3	1	1:49.218	22.694	44.413	42.111	284.2	6:18.564	5	3	1:44.736	21.603	44.132	39.001	284.2	9:43.881
	4	1	1:46.750	22.209	43.869	40.672	288.0	8:05.314	6	3	1:42.869	20.865	43.425	38.579	285.0	11:26.750
									7	3	1:43.649	21.536	43.818	38.295	282.7	13:10.399
									8	3	1:42.468	20.871	43.262	38.335	285.7	14:52.867
								9	3	1:45.029	21.496	44.132	39.401	275.5	16:37.896	
								10	3	1:43.194	21.115	44.034	38.045	264.7	18:21.090	
								11	3	1:42.639	20.955	43.289	38.395	282.7	20:03.729	



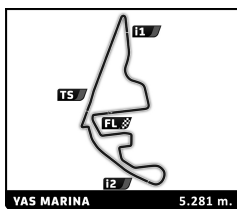


Asian Le Mans Series 4 Hours of Abu Dhabi Free Practice 1

Sector Analysis

Lap under Red Flag											Invalidated Lap	Personal Best	Session Best	B Crossing the pit lane	
Lap	D	Time	Sector 1	Sector 2	Sector 3	T. Spd	Elapsed	Lap	D	Time	Sector 1	Sector 2	Sector 3	T. Spd	Elapsed
12	3	1:42.006	20.799	43.169	38.038	284.2	21:45.735	15	1	1:55.887	25.223	47.666	42.998	265.4	33:00.918
13	3	1:43.133	21.751	43.363	38.019	285.0	23:28.868	16	1	1:55.174	24.600	47.574	43.000	266.7	34:56.092
14	3	1:46.203 B	21.418	43.377	41.408	282.7	25:15.071	17	1	1:55.792	24.178	47.563	44.051	263.4	36:51.884
15	1	4:24.616	2:57.137	46.586	40.893	230.8	29:39.687	18	1	1:57.485	25.662	48.076	43.747	262.8	38:49.369
16	1	1:47.973	22.238	44.382	41.353	288.8	31:27.660	19	1	1:56.646	24.535	48.486	43.625	243.8	40:46.015
17	1	1:48.355	22.913	45.003	40.439	283.5	33:16.015	20	1	1:55.342	24.120	47.541	43.681	252.9	42:41.357
18	1	1:47.863	22.007	44.939	40.917	270.0	35:03.878	21	1	1:56.101	24.294	47.891	43.916	241.1	44:37.458
19	1	1:48.194	22.122	44.514	41.558	286.5	36:52.072	22	1	1:59.518	25.038	48.705	45.775	248.3	46:36.976
20	1	1:49.475	23.814	44.575	41.086	287.2	38:41.547	23	1	1:56.821	25.088	47.669	44.064	265.4	48:33.797
21	1	1:50.137	23.536	44.444	42.157	286.5	40:31.684	24	1	1:56.858	24.602	47.771	44.485	262.8	50:30.655
22	1	1:50.730	22.562	45.172	42.996	289.5	42:22.414	25	1	1:55.119	24.125	47.759	43.235	244.9	52:25.774
23	1	1:46.806	21.957	44.761	40.088	285.0	44:09.220	26	1	1:55.356	24.145	48.019	43.192	250.0	54:21.130
24	1	1:50.511 B	22.032	44.342	44.137	288.8	45:59.731	27	1	1:54.007	24.014	47.124	42.869	265.4	56:15.137
25	2	3:35.969	2:12.215	44.686	39.068	277.6	49:35.700	28	1	1:55.404	23.893	48.486	43.025	266.7	58:10.541
26	2	1:42.232	21.110	43.243	37.879	289.5	51:17.932	29	1	1:53.812	24.589	46.816	42.407	265.4	1:00:04.353
27	2	1:43.407	22.079	43.323	38.005	290.3	53:01.339	30	1	1:53.153	23.838	46.613	42.702	266.0	1:01:57.506
28	2	1:44.326	21.446	44.167	38.713	279.8	54:45.665	31	1	1:53.433	23.916	46.735	42.782	266.7	1:03:50.939
29	2	1:42.635	20.971	43.340	38.324	289.5	56:28.300	32	1	1:53.182	23.972	46.663	42.547	267.3	1:05:44.121
30	2	1:43.223	21.453	43.447	38.323	288.8	58:11.523	33	1	1:53.219	24.001	46.806	42.512	268.0	1:07:37.440
31	2	1:43.142	21.577	43.247	38.318	289.5	59:54.665	34	1	1:57.725 B	23.931	47.681	46.113	267.3	1:09:35.165
32	2	1:45.218	22.062	43.649	39.507	289.5	1:01:39.883	35	2	3:38.786	2:09.981	46.908	41.897	257.1	1:13:13.951
33	2	1:42.993	21.088	43.575	38.330	288.0	1:03:22.876	36	2	1:53.161	23.982	46.364	42.815	268.0	1:15:07.112
34	2	1:43.910	21.499	43.980	38.431	285.7	1:05:06.786	37	2	1:50.812	23.378	46.418	41.016	266.0	1:16:57.924
35	2	1:43.892	21.650	43.437	38.805	290.3	1:06:50.678	38	2	1:50.727	23.195	46.225	41.307	270.0	1:18:48.651
36	2	1:43.798	21.179	43.244	39.375	291.1	1:08:34.476	39	2	1:51.718	24.027	46.341	41.350	269.3	1:20:40.369
37	2	1:44.175	21.943	43.282	38.950	290.3	1:10:18.651	40	2	1:52.901	23.042	48.106	41.753	259.6	1:22:33.270
38	2	1:44.402	21.352	43.888	39.162	287.2	1:12:03.053	41	2	1:51.177	23.555	46.694	40.928	268.0	1:24:24.447
39	2	1:46.970 B	21.468	43.292	42.210	288.8	1:13:50.023	42	2	1:49.707	22.736	46.078	40.893	269.3	1:26:14.154
40	3	3:52.489	2:27.876	44.588	40.025	272.7	1:17:42.512	43	2	1:50.769	22.869	46.545	41.355	270.0	1:28:04.923
41	3	1:44.074	21.056	44.282	38.736	280.5	1:19:26.586	44	2	1:50.048	23.141	45.937	40.970	269.3	1:29:54.971
42	3	1:44.887	21.085	43.776	40.026	282.7	1:21:11.473	45	2	1:54.152 B	22.870	45.781	45.501	269.3	1:31:49.123
43	3	1:46.744	22.294	43.693	40.757	282.0	1:22:58.217	27 Optimum Motorsport McLaren 720S GT3 GT							
44	3	1:46.578	22.926	44.205	39.447	282.0	1:24:44.795	1.Andrew GILBERT 3.Benji GOETHE							
45	3	1:47.043	21.792	43.871	41.380	283.5	1:26:31.838	2.Fran RUEDA							
46	3	1:43.418	21.318	43.499	38.601	282.0	1:28:15.256	1	2	4:00.147	2:18.453	54.002	47.692	193.9	4:00.147
47	3	1:46.395 B	21.209	43.481	41.705	284.2	1:30:01.651	2	2	2:06.484	24.898	54.320	47.266	215.1	6:06.631
26 Bretton Racing Ligier JS P320 - Nissan LMP3															
1.Jens Reno MOELLER 3.Theodor JENSEN															
2.Griffin PEEBLES															
1	3	4:09.227	2:35.969	50.563	42.695	236.8	4:09.227	3	2	2:03.031	24.322	47.835	50.874	254.7	8:09.662
2	3	1:50.842	23.319	47.057	40.466	262.8	6:00.069	4	2	1:56.743	24.894	48.699	43.150	255.3	10:06.405
3	3	1:50.333	22.749	46.909	40.675	266.7	7:50.402	5	2	1:53.769	23.951	47.668	42.150	256.5	12:00.174
4	3	1:49.948	22.676	45.976	41.296	268.0	9:40.350	6	2	1:53.757	24.007	47.581	42.169	255.3	13:53.931
5	3	1:50.456	23.683	46.445	40.328	262.1	11:30.806	7	2	1:54.170	23.956	47.852	42.362	255.9	15:48.101
6	3	1:49.212	22.687	45.938	40.587	268.0	13:20.018	8	2	1:56.733	23.916	47.683	45.134	255.9	17:44.834
7	3	1:49.431	22.700	46.017	40.714	268.0	15:09.449	9	2	2:00.760 B	25.665	48.419	46.676	255.3	19:45.594
8	3	1:50.408	22.691	46.687	41.030	266.7	16:59.857	10	3	7:05.341	5:33.306	48.697	43.338	256.5	26:50.935
9	3	1:49.120	22.610	45.942	40.568	269.3	18:48.977	11	3	1:55.571	24.264	47.790	43.517	258.4	28:46.506
10	3	1:53.409 B	22.879	46.640	43.890	266.0	20:42.386	12	3	1:57.282	24.461	49.086	43.735	246.6	30:43.788
11	1	3:41.720	2:10.428	47.851	43.441	260.9	24:24.106	13	3	1:55.646	24.439	47.893	43.314	259.6	32:39.434
12	1	1:59.017 B	24.558	47.286	47.173	261.5	26:23.123	14	3	1:54.770	23.952	47.902	42.916	259.0	34:34.204
13	1	2:46.599	1:16.140	47.390	43.069	259.6	29:09.722	15	3	1:56.996	24.054	47.776	45.166	259.6	36:31.200
14	1	1:55.309	23.931	47.581	43.797	267.3	31:05.031	16	3	1:56.997	25.173	48.312	43.512	257.8	38:28.197
								17	3	1:57.622 B	24.129	47.670	45.823	259.0	40:25.819
								18	3	4:37.306	3:04.670	48.340	44.296	258.4	45:03.125
								19	3	1:54.404	24.078	47.739	42.587	257.8	46:57.529



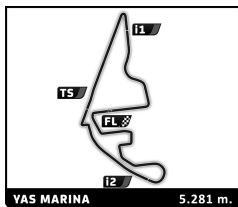


Asian Le Mans Series 4 Hours of Abu Dhabi Free Practice 1

Sector Analysis

Lap under Red Flag											Invalidated Lap	Personal Best	Session Best	B Crossing the pit lane				
Lap	D	Time	Sector 1	Sector 2	Sector 3	T. Spd	Elapsed	Lap	D	Time	Sector 1	Sector 2	Sector 3	T. Spd	Elapsed			
20	3	1:54.304	23.965	47.758	42.581	257.8	48:51.833	34	2	1:55.800	24.358	48.463	42.979	254.1	1:16:12.075			
21	3	1:55.061	24.177	47.907	42.977	257.8	50:46.894	35	2	1:58.552 B	24.242	48.485	45.825	253.5	1:18:10.627			
22	3	2:00.290 B	24.238	47.832	48.220	259.6	52:47.184	36	3	2:59.495	1:25.238	50.301	43.956	247.7	1:21:10.122			
23	1	4:01.681	2:25.546	50.080	46.055	254.7	56:48.865	37	3	1:55.437	24.502	48.129	42.806	254.7	1:23:05.559			
24	1	1:58.969	25.173	49.161	44.635	257.1	58:47.834	38	3	1:54.896	24.259	48.026	42.611	255.9	1:25:00.455			
25	1	1:57.858	25.182	48.316	44.360	258.4	1:00:45.692	39	3	1:57.777	24.194	47.983	45.600	256.5	1:26:58.232			
26	1	1:57.035	24.941	48.288	43.806	259.0	1:02:42.727	40	3	1:55.120	24.346	47.982	42.792	255.3	1:28:53.352			
27	1	1:56.754	24.903	47.919	43.932	259.0	1:04:39.481	41	3	1:55.472	24.804	48.062	42.606	256.5	1:30:48.824			
28	1	1:59.792	26.444	48.703	44.645	254.1	1:06:39.273	30 RD Limited 1.Fred POORDAD 2.Tristan VAUTIER							Oreca 07 - Gibson LMP2			
29	1	1:57.233	24.919	48.102	44.212	259.0	1:08:36.506	1	1	2:09.683	37.270	48.924	43.489	207.7	2:09.683			
30	1	1:57.185	24.879	48.585	43.721	259.0	1:10:33.691	2	1	1:56.856	23.425	45.882	47.549	257.1	4:06.539			
31	1	1:56.761	24.832	48.219	43.710	259.0	1:12:30.452	3	1	1:49.335	22.258	46.899	40.178	226.4	5:55.874			
32	1	1:56.678	24.787	48.099	43.792	260.2	1:14:27.130	4	1	1:49.806	22.002	44.758	43.046	275.5	7:45.680			
33	1	2:01.537 B	24.777	48.146	48.614	256.5	1:16:28.667	5	1	1:47.400	21.898	45.376	40.126	266.0	9:33.080			
34	3	3:10.482	1:39.416	48.056	43.010	257.1	1:19:39.149	6	1	1:52.194	23.333	45.904	42.957	234.3	11:25.274			
35	3	1:57.471	24.666	47.995	44.810	259.6	1:21:36.620	7	1	1:49.636	22.355	45.877	41.404	226.4	13:14.910			
36	3	1:59.932 B	25.334	48.333	46.265	258.4	1:23:36.552	8	1	1:47.798	22.163	44.828	40.807	270.0	15:02.708			
28 AF Corse 1.Massimiliano WISER 2.Manuel FRANCO							Ferrari 296 GT3 GT	3.Davide RIGON										
1	1	2:56.027	1:11.604	56.570	47.853	150.2	2:56.027	9	1	1:47.035	22.042	44.682	40.311	287.2	16:49.743			
2	1	2:00.848	25.674	49.674	45.500	250.0	4:56.875	10	1	1:51.488	23.777	45.037	42.674	286.5	18:41.231			
3	1	1:55.702	24.604	48.154	42.944	252.9	6:52.577	11	1	1:53.728 B	22.163	45.171	46.394	285.7	20:34.959			
4	1	1:55.193	24.447	48.179	42.567	252.9	8:47.770	12	3	3:01.098	1:37.576	44.546	38.976	268.0	23:36.057			
5	1	1:57.083	24.191	47.931	44.961	252.9	10:44.853	13	3	1:43.747	21.251	43.545	38.951	284.2	25:19.804			
6	1	1:54.510	24.230	48.013	42.267	253.5	12:39.363	14	3	1:42.426	21.077	43.361	37.988	284.2	27:02.230			
7	1	1:57.681	24.320	48.283	45.078	254.7	14:37.044	15	3	1:43.625	20.855	43.636	39.134	277.6	28:45.855			
8	1	1:54.788	24.261	48.156	42.371	254.7	16:31.832	16	3	1:43.543	21.938	43.467	38.138	289.5	30:29.398			
9	1	2:00.506 B	24.205	48.135	48.166	255.9	18:32.338	17	3	1:42.098	21.002	43.194	37.902	286.5	32:11.496			
10	3	3:47.133	2:14.502	49.057	43.574	254.1	22:19.471	18	3	1:43.294	21.063	43.149	39.082	288.8	33:54.790			
11	3	1:54.820	24.148	47.801	42.871	255.9	24:14.291	19	3	1:42.882	20.762	43.375	38.745	285.7	35:37.672			
12	3	1:56.379	25.045	48.083	43.251	254.7	26:10.670	20	3	1:42.219	20.993	43.266	37.960	286.5	37:19.891			
13	3	1:53.843	24.074	47.752	42.017	255.9	28:04.513	21	3	1:42.207	20.713	43.032	38.462	288.0	39:02.098			
14	3	1:56.919 B	23.940	47.795	45.184	255.9	30:01.432	22	3	1:43.853	20.619	43.561	39.673	283.5	40:45.951			
15	3	4:40.254	3:03.917	51.655	44.682	254.7	34:41.686	23	3	1:43.007	21.723	43.229	38.055	288.0	42:28.958			
16	3	1:54.078	24.151	47.741	42.186	255.3	36:35.764	24	3	1:42.610	21.301	43.315	37.994	285.0	44:11.568			
17	3	1:58.758 B	24.012	47.936	46.810	257.8	38:34.522	25	3	1:42.415	20.744	43.389	38.282	285.7	45:53.983			
18	1	4:37.809	3:00.826	50.234	46.749	253.5	43:12.331	26	3	1:41.287	20.784	42.965	37.538	287.2	47:35.270			
19	1	1:57.131	24.848	48.428	43.855	255.9	45:09.462	27	3	1:42.192	20.648	42.897	38.647	284.2	49:17.462			
20	1	1:55.710	24.603	48.201	42.906	254.7	47:05.172	28	3	1:43.235	20.926	43.145	39.164	286.5	51:00.697			
21	1	1:55.658	24.351	48.235	43.072	254.1	49:00.830	29	3	1:47.062 B	20.911	43.548	42.603	285.7	52:47.759			
22	1	1:55.641	24.584	48.116	42.941	253.5	50:56.471	30	2	3:38.705	2:14.962	44.084	39.659	275.5	56:26.464			
23	1	1:56.387	24.525	48.840	43.022	253.5	52:52.858	31	2	1:44.510	21.914	43.688	38.908	281.2	58:10.974			
24	1	1:56.773	24.557	48.311	43.905	251.7	54:49.631	32	2	1:42.525	21.300	42.873	38.352	287.2	59:53.499			
25	1	1:57.761	24.462	49.035	44.264	255.3	56:47.392	33	2	1:45.232	22.216	43.555	39.461	285.0	1:01:38.731			
26	1	2:03.096 B	25.192	49.343	48.561	254.7	58:50.488	34	2	1:43.321	20.709	43.298	39.314	288.0	1:03:22.052			
27	2	3:45.338	2:13.123	48.728	43.487	251.7	1:02:35.826	35	2	2:46.114 B	20.793	1:06.677	1:18.644	237.4	1:06:08.166			
28	2	1:56.552	24.502	48.587	43.463	252.3	1:04:32.378	36	1	3:22.558	1:54.805	45.879	41.874	248.3	1:09:30.724			
29	2	1:57.762	24.437	48.646	44.679	253.5	1:06:30.140	37	1	1:48.784	22.080	45.829	40.875	235.3	1:11:19.508			
30	2	1:56.930	24.419	48.199	44.312	253.5	1:08:27.070	38	1	1:50.546	22.656	44.915	42.975	284.2	1:13:10.054			
31	2	1:57.236	24.172	48.371	44.693	254.7	1:10:24.306	39	1	1:49.459	23.823	45.231	40.405	279.1	1:14:59.513			
32	2	1:56.016	24.210	48.385	43.421	253.5	1:12:20.322	40	1	1:50.948	23.594	45.033	42.321	287.2	1:16:50.461			
33	2	1:55.953	24.266	48.400	43.287	252.9	1:14:16.275	41	1	1:50.478	23.201	44.682	42.595	288.0	1:18:40.939			
								42	1	1:51.282	23.645	45.240	42.397	284.2	1:20:32.221			





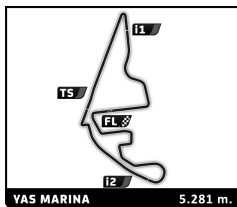
Asian Le Mans Series 4 Hours of Abu Dhabi Free Practice 1

Sector Analysis

Lap under Red Flag Invalidated Lap Personal Best Session Best Crossing the pit lane

Lap	D	Time	Sector 1	Sector 2	Sector 3	T. Spd	Elapsed	Lap	D	Time	Sector 1	Sector 2	Sector 3	T. Spd	Elapsed
43	1	2:00.475	27.661	50.575	42.239	233.8	1:22:32.696	35 Ultimate 1.Louis STERN 3.Leonardo COLAVITA 2.Matteo QUINTARELLI Ligier JS P320 - Nissan LMP3							
44	1	1:49.911	23.754	45.598	40.559	276.2	1:24:22.607	1	2	2:27.915	52.606	50.628	44.681	216.4	2:27.915
45	1	1:47.329	22.421	44.568	40.340	283.5	1:26:09.936	2	2	1:55.281	24.040	47.082	44.159	260.9	4:23.196
46	1	1:49.268	22.935	45.133	41.200	268.7	1:27:59.204	3	2	1:56.110	24.135	48.418	43.557	227.8	6:19.306
47	1	1:54.269 B	22.891	45.062	46.316	288.0	1:29:53.473	4	2	1:52.014	22.858	45.608	43.548	270.0	8:11.320
34 Inter Europol Competition 1.Tim CRESWICK 3.Douwe DEDECKER 2.Daniel ALI Ligier JS P320 - Nissan LMP3								5	2	1:49.347	23.235	45.665	40.447	270.7	10:00.667
1	1	3:58.780	2:20.931	52.057	45.792	205.7	3:58.780	6	2	1:51.048	22.764	46.256	42.028	268.0	11:51.715
2	1	1:54.973	24.237	47.831	42.905	259.0	5:53.753	7	2	1:49.121	22.689	45.765	40.667	270.0	13:40.836
3	1	1:56.389	23.689	47.998	44.702	260.2	7:50.142	8	2	1:51.034	23.826	46.403	40.805	269.3	15:31.870
4	1	1:56.350	24.876	47.539	43.935	255.3	9:46.492	9	2	1:57.677 B	23.676	46.054	47.947	272.0	17:29.547
5	1	1:59.338	24.515	47.845	46.978	260.9	11:45.830	10	1	7:24.209	5:53.036	48.388	42.785	257.8	24:53.756
6	1	1:54.702	23.803	47.305	43.594	262.1	13:40.532	11	1	1:54.227	24.267	47.092	42.868	267.3	26:47.983
7	1	1:55.125	23.811	47.928	43.386	257.8	15:35.657	12	1	1:55.400	24.027	47.536	43.837	270.7	28:43.383
8	1	1:53.921	23.899	47.225	42.797	263.4	17:29.578	13	1	1:54.112	24.200	47.166	42.746	267.3	30:37.495
9	1	1:53.847	23.723	47.506	42.618	262.8	19:23.425	14	1	1:54.089	23.834	47.471	42.784	262.8	32:31.584
10	1	1:56.520	24.909	48.912	42.699	258.4	21:19.945	15	1	1:54.401	23.954	46.787	43.660	267.3	34:25.985
11	1	1:53.662	23.556	47.143	42.963	262.1	23:13.607	16	1	1:55.442	24.265	46.862	44.315	267.3	36:21.427
12	1	1:54.586	24.360	47.308	42.918	262.8	25:08.193	17	1	1:56.418	25.673	47.174	43.571	265.4	38:17.845
13	1	1:57.835 B	23.849	47.005	46.981	260.2	27:06.028	18	1	1:53.835	23.912	46.672	43.251	268.0	40:11.680
14	3	4:14.901	2:44.283	47.839	42.779	258.4	31:20.929	19	1	2:00.873 B	23.880	46.687	50.306	266.7	42:12.553
15	3	1:51.993	23.609	46.868	41.516	262.1	33:12.922	20	3	4:04.311	2:34.206	47.839	42.266	264.1	46:16.864
16	3	1:52.073	23.268	46.676	42.129	266.0	35:04.995	21	3	1:51.293	23.612	46.483	41.198	266.7	48:08.157
17	3	1:51.944	23.236	46.533	42.175	265.4	36:56.939	22	3	1:50.581	23.208	46.130	41.243	268.0	49:58.738
18	3	1:53.200	23.861	46.642	42.697	264.1	38:50.139	23	3	1:50.908	23.387	46.475	41.046	268.7	51:49.646
19	3	1:54.399	23.867	47.719	42.813	263.4	40:44.538	24	3	1:51.564	23.202	46.449	41.913	269.3	53:41.210
20	3	1:52.488	24.234	46.767	41.487	262.1	42:37.026	25	3	1:50.087	23.270	45.950	40.867	268.7	55:31.297
21	3	1:53.193	24.011	46.999	42.183	265.4	44:30.219	26	3	1:52.138	23.242	46.496	42.400	267.3	57:23.435
22	3	1:51.882	23.647	47.154	41.081	260.9	46:22.101	27	3	1:53.443	23.392	46.816	43.235	268.0	59:16.878
23	3	1:50.271	22.964	46.363	40.944	262.8	48:12.372	28	3	1:56.592 B	23.644	46.680	46.268	269.3	1:01:13.470
24	3	1:51.266	22.993	46.294	41.979	264.1	50:03.638	29	1	3:42.783	2:10.924	48.702	43.157	254.1	1:04:56.253
25	3	1:51.285	23.046	46.722	41.517	264.1	51:54.923	30	1	1:54.375	24.132	47.230	43.013	264.1	1:06:50.628
26	3	1:57.073 B	23.707	47.039	46.327	263.4	53:51.996	31	1	1:58.268	24.189	47.465	46.614	266.7	1:08:48.896
27	2	3:47.694	2:16.352	48.576	42.766	252.9	57:39.690	32	1	1:56.433	24.488	47.575	44.370	264.7	1:10:45.329
28	2	1:52.021	23.588	46.974	41.459	263.4	59:31.711	33	1	1:55.333	24.145	47.241	43.947	267.3	1:12:40.662
29	2	1:52.364	23.466	47.189	41.709	262.8	1:01:24.075	34	1	1:55.664	24.572	47.730	43.362	248.3	1:14:36.326
30	2	1:53.590	24.366	47.283	41.941	264.7	1:03:17.665	35	1	1:57.071	24.416	47.932	44.723	261.5	1:16:33.397
31	2	1:54.014	24.071	47.622	42.321	259.0	1:05:11.679	36	1	1:56.389	24.661	47.233	44.495	267.3	1:18:29.786
32	2	1:53.145	23.820	47.340	41.985	262.8	1:07:04.824	37	1	1:56.352	24.410	47.318	44.624	266.0	1:20:26.138
33	2	1:51.519	23.425	46.872	41.222	263.4	1:08:56.343	38	1	2:09.615 B	24.199	47.675	57.741	265.4	1:22:35.753
34	2	1:51.506	23.303	46.849	41.354	264.7	1:10:47.849	42 Prime Speed Sport 1.Rene Heremana MALMEZ.3.Jono LESTER 2.Nicholas FOSTER Lamborghini Huracan GT3 EVO2 GT							
35	2	1:57.480 B	23.700	47.689	46.091	260.9	1:12:45.329	1	2	2:34.754	55.358	51.753	47.643	210.9	2:34.754
36	2	2:41.936	1:11.047	47.610	43.279	259.0	1:15:27.265	2	2	2:00.979	25.647	49.532	45.800	254.7	4:35.733
37	2	1:53.293	23.637	47.005	42.651	263.4	1:17:20.558	3	2	1:54.558	24.412	47.636	42.510	257.8	6:30.291
38	2	1:53.140	24.183	46.883	42.074	263.4	1:19:13.698	4	2	1:54.276	24.442	47.575	42.259	255.9	8:24.567
39	2	1:51.429	23.183	46.835	41.411	264.7	1:21:05.127	5	2	1:53.692	23.957	47.357	42.378	256.5	10:18.259
40	2	1:52.501	23.244	46.784	42.473	264.7	1:22:57.628	6	2	1:56.412 B	23.968	47.271	45.173	257.1	12:14.671
41	2	1:53.912	23.627	47.300	42.985	262.1	1:24:51.540	7	1	3:26.360	1:52.049	48.718	45.593	257.1	15:41.031
42	2	1:54.568	24.059	46.970	43.539	264.1	1:26:46.108	8	1	2:33.951	24.840	51.686	1:17.425	252.3	18:14.982
43	2	1:52.964	23.372	46.880	42.712	262.1	1:28:39.072	9	1	2:08.334 B	28.904	49.389	50.041	256.5	20:23.316
44	2	1:52.440	23.646	46.929	41.865	263.4	1:30:31.512								





Asian Le Mans Series

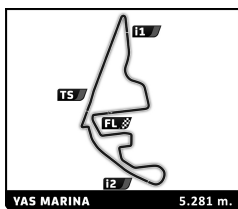
4 Hours of Abu Dhabi

Free Practice 1

Sector Analysis

Lap under Red Flag															
Invalidated Lap															
Personal Best															
Session Best															
B Crossing the pit lane															
Lap	D	Time	Sector 1	Sector 2	Sector 3	T. Spd	Elapsed	Lap	D	Time	Sector 1	Sector 2	Sector 3	T. Spd	Elapsed
10	1	3:50.624	2:15.590	49.343	45.691	257.1	24:13.940	26	3	1:52.131	23.505	47.012	41.614	262.8	54:13.020
11	1	2:05.397 B	25.532	50.827	49.038	257.1	26:19.337	27	3	1:52.141	23.384	46.819	41.938	265.4	56:05.161
12	3	4:44.128	3:10.180	48.085	45.863	255.9	31:03.465	28	3	1:52.670	23.266	46.954	42.450	267.3	57:57.831
13	3	1:56.443	24.565	47.561	44.317	258.4	32:59.908	29	3	1:52.816	23.417	46.726	42.673	266.0	59:50.647
14	3	2:13.057	27.725	54.104	51.228	225.5	35:12.965	30	3	1:52.922	23.728	46.840	42.354	264.7	1:01:43.569
15	3	2:07.815 B	28.004	48.097	51.714	257.1	37:20.780	31	3	1:53.299	23.978	47.572	41.749	263.4	1:03:36.868
16	3	14:20.339	...	52.480	43.321	247.1	51:41.119	32	3	1:51.831	23.283	46.859	41.689	263.4	1:05:28.699
17	3	2:02.485 B	27.043	48.753	46.689	256.5	53:43.604	33	3	1:52.074	23.392	46.833	41.849	264.7	1:07:20.773
18	1	5:05.698	3:28.945	51.264	45.489	251.2	58:49.302	34	3	1:52.040	23.653	46.753	41.634	264.1	1:09:12.813
19	1	2:00.388	25.486	49.504	45.398	256.5	1:00:49.690	35	3	1:53.713	23.236	47.747	42.730	252.9	1:11:06.526
20	1	1:58.336	25.074	48.379	44.883	259.0	1:02:48.026	36	3	1:53.092	23.654	47.188	42.250	264.1	1:12:59.618
21	1	1:59.744	25.264	49.390	45.090	254.7	1:04:47.770	37	3	1:58.576 B	23.293	46.938	48.345	264.7	1:14:58.194
22	1	1:59.516	25.263	48.331	45.922	257.8	1:06:47.286	38	1	3:48.030	2:14.681	49.481	43.868	249.4	1:18:46.224
23	1	1:59.835	25.053	48.805	45.977	257.8	1:08:47.121	39	1	1:58.735	25.517	49.047	44.171	229.3	1:20:44.959
24	1	1:59.342	25.178	48.320	45.844	258.4	1:10:46.463	40	1	1:57.217	24.778	47.879	44.560	257.8	1:22:42.176
25	1	1:58.598	25.012	48.640	44.946	244.9	1:12:45.061	41	1	1:57.651	24.962	48.129	44.560	258.4	1:24:39.827
26	1	1:58.095	25.052	48.581	44.462	259.0	1:14:43.156	42	1	1:57.725	24.739	48.529	44.457	257.8	1:26:37.552
27	1	1:59.042	25.042	48.436	45.564	258.4	1:16:42.198	43	1	1:56.947	24.722	47.940	44.285	262.1	1:28:34.499
28	1	1:58.591	25.110	48.495	44.986	259.0	1:18:40.789	44	1	1:56.423	24.550	47.461	44.412	261.5	1:30:30.922
29	1	2:02.694 B	25.093	49.024	48.577	260.2	1:20:43.483	46 QMMF by Herberth Porsche 911 GT3 R							
30	2	3:30.820	1:59.756	48.115	42.949	257.1	1:24:14.303	1.Ibrahim AL-ABDULGHANI3.Ghanim AL ALI							
31	2	1:54.362	24.200	47.439	42.723	259.0	1:26:08.665	2.Abdulla AL-KHELAIFI GT							
32	2	1:54.996	24.160	47.614	43.222	258.4	1:28:03.661	1	1	4:40.911	2:54.909	56.804	49.198	149.0	4:40.911
33	2	1:55.400	24.463	47.551	43.386	259.0	1:29:59.061	2	1	2:07.325	26.046	53.808	47.471	128.1	6:48.236
34	2	1:57.228 B	24.459	47.852	44.917	257.8	1:31:56.289	3	1	1:57.477	25.220	48.373	43.884	256.5	8:45.713
43 Inter Europool Competition Ligier JS P320 - Nissan LMP3								4	1	1:56.777	24.789	48.660	43.328	255.9	10:42.490
1.Steve BROOKS 3.Mikkel KRISTENSEN								5	1	1:56.428	24.573	48.253	43.602	256.5	12:38.918
2.Kevin RABIN								6	1	1:55.697	24.599	47.913	43.185	257.8	14:34.615
1	2	2:25.642	48.568	48.728	48.346	242.7	2:25.642	7	1	1:56.299	24.477	48.423	43.399	258.4	16:30.914
2	2	1:52.579	23.736	46.817	42.026	261.5	4:18.221	8	1	1:59.183	24.591	48.074	46.518	259.6	18:30.097
3	2	1:50.078	23.104	46.345	40.629	264.1	6:08.299	9	1	1:56.617	24.566	48.201	43.850	257.8	20:26.714
4	2	1:58.348	23.650	46.565	48.133	248.8	8:06.647	10	1	1:56.898	24.699	48.378	43.821	259.6	22:23.612
5	2	1:50.387	23.306	46.123	40.958	264.1	9:57.034	11	1	1:57.243	24.664	48.550	44.029	258.4	24:20.855
6	2	1:50.218	23.424	46.255	40.539	262.8	11:47.252	12	1	1:57.182	24.745	48.489	43.948	258.4	26:18.037
7	2	1:51.704	22.958	46.930	41.816	263.4	13:38.956	13	1	2:02.811 B	24.743	48.468	49.600	260.9	28:20.848
8	2	1:49.874	22.856	46.210	40.808	266.0	15:28.830	14	1	8:31.944 B	6:53.190	50.797	47.957	257.8	36:52.792
9	2	1:50.890	23.564	46.629	40.697	265.4	17:19.720	15	3	4:04.162	2:23.441	53.563	47.158	192.9	40:56.954
10	2	1:54.908 B	23.209	46.446	45.253	265.4	19:14.628	16	3	1:56.894	24.930	48.543	43.421	258.4	42:53.848
11	1	3:58.450	2:22.740	50.036	45.674	221.8	23:13.078	17	3	1:57.050	24.475	48.490	44.085	257.8	44:50.898
12	1	1:57.573	24.911	48.902	43.760	253.5	25:10.651	18	3	1:56.357	24.405	48.474	43.478	259.0	46:47.255
13	1	1:56.168	24.154	47.944	44.070	260.2	27:06.819	19	3	1:56.468	24.608	48.463	43.397	259.0	48:43.723
14	1	1:55.648	24.160	47.519	43.969	262.8	29:02.467	20	3	2:00.127	25.339	49.598	45.190	222.7	50:43.850
15	1	1:58.009	24.868	48.034	45.107	260.9	31:00.476	21	3	2:00.177	25.159	48.608	46.410	258.4	52:44.027
16	1	1:58.834	25.354	49.009	44.471	225.0	32:59.310	22	3	1:56.173	24.451	48.478	43.244	258.4	54:40.200
17	1	1:55.800	24.279	47.362	44.159	262.1	34:55.110	23	3	1:56.156	24.561	48.342	43.253	259.6	56:36.356
18	1	1:56.278	24.515	47.839	43.924	260.9	36:51.388	24	3	1:56.012	24.505	48.147	43.360	258.4	58:32.368
19	1	1:57.329	25.791	48.031	43.507	260.2	38:48.717	25	3	1:55.831	24.434	48.054	43.343	259.0	1:00:28.199
20	1	1:55.621	24.449	47.541	43.631	256.5	40:44.338	26	3	1:56.146	24.320	47.863	43.963	259.6	1:02:24.345
21	1	1:55.335	24.367	47.749	43.219	250.0	42:39.673	27	3	2:05.031 B	25.445	50.069	49.517	232.8	1:04:29.376
22	1	1:56.224	24.549	47.669	44.006	257.8	44:35.897	28	2	3:41.056	2:07.259	49.666	44.131	257.1	1:08:10.432
23	1	2:03.780 B	24.809	48.118	50.853	258.4	46:39.677	29	2	1:59.116	24.857	50.279	43.980	245.5	1:10:09.548
24	3	3:48.123	2:16.129	49.019	42.975	260.2	50:27.800	30	2	2:01.096	24.750	48.624	47.722	259.6	1:12:10.644
25	3	1:53.089	23.977	47.177	41.935	261.5	52:20.889	31	2	1:58.947	25.049	48.099	45.799	259.0	1:14:09.591



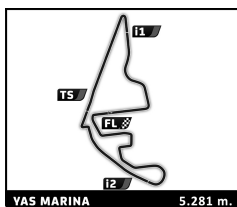


Asian Le Mans Series 4 Hours of Abu Dhabi Free Practice 1

Sector Analysis

Lap under Red Flag											Invalidated Lap	Personal Best	Session Best	B Crossing the pit lane	
Lap	D	Time	Sector 1	Sector 2	Sector 3	T. Spd	Elapsed	Lap	D	Time	Sector 1	Sector 2	Sector 3	T. Spd	Elapsed
32	2	1:56.816	24.792	47.964	44.060	259.0	1:16:06.407	42	2	1:51.454	23.323	46.440	41.691	266.0	1:27:20.273
33	2	1:57.175	24.856	48.424	43.895	260.2	1:18:03.582	43	2	1:51.947	23.679	46.711	41.557	264.7	1:29:12.220
34	2	1:56.273	24.765	47.868	43.640	258.4	1:19:59.855	44	2	1:55.464 B	23.575	46.950	44.939	264.1	1:31:07.684
35	2	1:55.923	24.764	47.690	43.469	259.6	1:21:55.778	50 AF Corse 1.Jeremy CLARKE 2.Patrick BYRNE 3.Olivier PLA Oreca 07 - Gibson LMP2							
36	2	1:57.794	24.682	48.328	44.784	259.6	1:23:53.572	1	1	2:29.132	53.465	50.065	45.602	199.6	2:29.132
37	2	1:56.049	24.559	47.827	43.663	259.0	1:25:49.621	2	1	1:55.091	23.469	46.803	44.819	228.8	4:24.223
38	2	1:55.949	24.556	47.965	43.428	259.6	1:27:45.570	3	1	1:51.988	23.697	45.154	43.137	276.2	6:16.211
39	2	1:56.181	24.486	47.941	43.754	260.2	1:29:41.751	4	1	1:46.721	21.790	43.706	41.225	282.7	8:02.932
40	2	2:00.451 B	24.514	48.058	47.879	260.2	1:31:42.202	5	1	1:48.233	22.367	44.816	41.050	277.6	9:51.165
49 High Class Racing 1.Mark PATTERSON 2.Anders FJORBACH 3.Thomas KIEFER Ligier JS P320 - Nissan LMP3							1								
1	1	2:27.046	48.483	53.186	45.377	210.9	2:27.046	6	1	1:55.504 B	23.705	45.881	45.918	233.3	11:46.669
2	1	2:00.511	24.793	50.090	45.628	226.4	4:27.557	7	1	3:05.404	1:39.231	44.483	41.690	285.7	14:52.073
3	1	1:56.226	24.531	48.045	43.650	261.5	6:23.783	8	1	1:48.886	22.247	46.663	39.976	284.2	16:40.959
4	1	1:55.113	24.240	47.606	43.267	262.1	8:18.896	9	1	1:48.006	22.765	44.224	41.017	282.7	18:28.965
5	1	1:54.476	24.179	47.326	42.971	262.8	10:13.372	10	1	1:46.997	22.380	44.444	40.173	282.7	20:15.962
6	1	1:54.244	24.114	47.217	42.913	262.1	12:07.616	11	1	1:45.788	22.125	44.382	39.281	282.7	22:01.750
7	1	1:54.457	24.175	47.226	43.056	263.4	14:02.073	12	1	1:45.668	22.302	43.966	39.400	285.7	23:47.418
8	1	1:55.154	24.152	47.649	43.353	263.4	15:57.227	13	1	1:45.896	21.860	44.492	39.544	285.0	25:33.314
9	1	2:06.341	24.697	49.834	51.810	222.7	18:03.568	14	1	1:44.541	21.877	43.612	39.052	284.2	27:17.855
10	1	2:00.159	27.902	48.838	43.419	260.2	20:03.727	15	1	1:46.044	22.446	43.939	39.659	285.7	29:03.899
11	1	1:55.814	24.469	47.735	43.610	262.1	21:59.541	16	1	1:46.717	22.590	44.002	40.125	279.1	30:50.616
12	1	1:55.508	24.492	47.739	43.277	262.1	23:55.049	17	1	1:46.435	21.605	44.421	40.409	278.4	32:37.051
13	1	1:55.682	24.380	47.728	43.574	256.5	25:50.731	18	1	1:49.249	23.062	44.019	42.168	285.0	34:26.300
14	1	1:54.969	24.175	47.653	43.141	263.4	27:45.700	19	1	1:46.668	22.104	44.142	40.422	286.5	36:12.968
15	1	2:08.818 B	25.176	51.060	52.582	261.5	29:54.518	20	1	1:51.293 B	22.387	43.940	44.966	289.5	38:04.261
16	2	3:46.377	2:13.887	49.167	43.323	242.7	33:40.895	21	2	5:06.721	3:35.534	46.388	44.799	254.1	43:10.982
17	2	1:54.969	23.338	46.695	44.936	262.1	35:35.864	22	2	1:50.386	22.893	45.262	42.231	243.8	45:01.368
18	2	1:49.997	22.934	46.221	40.842	264.1	37:25.861	23	2	1:47.230	22.238	44.478	40.514	276.9	46:48.598
19	2	1:50.263	23.122	46.641	40.500	256.5	39:16.124	24	2	1:49.056	23.000	44.890	41.166	272.0	48:37.654
20	2	1:48.575	22.646	45.781	40.148	262.1	41:04.699	25	2	1:50.365	22.543	45.325	42.497	217.7	50:28.019
21	2	1:55.259	22.772	47.124	45.363	260.9	42:59.958	26	2	1:47.199	22.454	44.145	40.600	278.4	52:15.218
22	2	1:55.937	22.886	46.107	46.944	265.4	44:55.895	27	2	1:46.702	21.848	44.613	40.241	284.2	54:01.920
23	2	1:54.925 B	22.738	46.662	45.525	267.3	46:50.820	28	2	1:46.498	22.157	43.962	40.379	288.0	55:48.418
24	2	3:41.431	2:11.017	47.663	42.751	257.1	50:32.251	29	2	1:47.860	22.477	45.011	40.372	229.8	57:36.278
25	2	1:54.019	23.318	47.747	42.954	256.5	52:26.270	30	2	1:47.461	21.810	45.211	40.440	246.0	59:23.739
26	2	1:52.101	23.840	46.954	41.307	261.5	54:18.371	31	2	1:47.834	23.189	44.453	40.192	271.4	1:01:11.573
27	2	1:51.369	23.115	46.661	41.593	263.4	56:09.740	32	2	1:46.645	22.427	44.273	39.945	280.5	1:02:58.218
28	2	1:51.904	23.013	46.602	42.289	262.8	58:01.644	33	2	1:49.654	22.899	44.577	42.178	287.2	1:04:47.872
29	2	1:51.808	23.049	47.292	41.467	264.1	59:53.452	34	2	1:47.740	22.269	44.161	41.310	284.2	1:06:35.612
30	2	1:52.149	23.347	47.055	41.747	263.4	1:01:45.601	35	2	1:49.266	22.625	44.545	42.096	283.5	1:08:24.878
31	2	1:51.705	23.151	46.910	41.644	264.7	1:03:37.306	36	2	1:46.552	22.274	44.171	40.107	282.7	1:10:11.430
32	2	1:51.676	23.402	46.733	41.541	264.1	1:05:28.982	37	2	1:54.977 B	22.915	44.881	47.181	270.7	1:12:06.407
33	2	1:57.427	23.814	46.460	47.153	264.7	1:07:26.409	38	3	4:02.883	2:37.366	44.481	41.036	260.9	1:16:09.290
34	2	1:52.005	23.272	46.706	42.027	261.5	1:09:18.414	39	3	1:45.233	22.213	44.107	38.913	283.5	1:17:54.523
35	2	1:52.777	23.364	46.871	42.542	260.9	1:11:11.191	40	3	1:44.708	21.783	43.310	39.615	288.0	1:19:39.231
36	2	1:58.162 B	24.335	49.074	44.753	257.1	1:13:09.353	41	3	1:44.252	21.700	43.552	39.000	288.0	1:21:23.483
37	2	4:50.995	3:21.320	47.725	41.950	257.1	1:18:00.348	42	3	1:44.081	21.177	43.666	39.238	288.8	1:23:07.564
38	2	1:51.718	23.404	46.840	41.474	261.5	1:19:52.066	43	3	1:51.697 B	22.010	43.774	45.913	278.4	1:24:59.261
39	2	1:50.637	23.038	46.381	41.218	262.8	1:21:42.703	44	3	4:18.161	2:55.666	43.471	39.024	288.8	1:29:17.422
40	2	1:54.378	22.927	47.175	44.276	258.4	1:23:37.081	45	3	1:43.290	21.442	43.203	38.645	288.8	1:31:00.712
41	2	1:51.738	23.004	46.430	42.304	263.4	1:25:28.819								



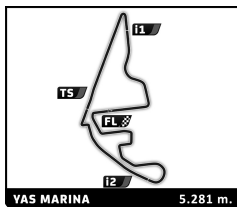


Asian Le Mans Series 4 Hours of Abu Dhabi Free Practice 1

Sector Analysis

Lap under Red Flag							Invalidated Lap		Personal Best	Session Best	B Crossing the pit lane				
Lap	D	Time	Sector 1	Sector 2	Sector 3	T. Spd	Elapsed	Lap	D	Time	Sector 1	Sector 2	Sector 3	T. Spd	Elapsed
51	AF Corse 1.Custodio TOLEDO 2.Cedric SBIRRAZZUOLI						Ferrari 296 GT3 GT								
1	1	3:24.188	1:37.561	54.670	51.957	181.2	3:24.188	5	1	1:56.802	24.725	48.184	43.893	255.9	10:23.262
2	1	2:09.954	26.365	52.667	50.922	221.3	5:34.142	6	1	1:57.459	24.721	48.976	43.762	256.5	12:20.721
3	1	1:57.748	24.975	48.764	44.009	254.7	7:31.890	7	1	1:57.522	25.447	48.798	43.277	255.9	14:18.243
4	1	1:57.386	24.821	48.730	43.835	255.3	9:29.276	8	1	1:56.206	24.490	47.934	43.782	256.5	16:14.449
5	1	1:57.463	24.644	48.953	43.866	259.6	11:26.739	9	1	1:58.118	24.522	48.768	44.828	243.8	18:12.567
6	1	1:57.621	24.487	48.618	44.516	252.9	13:24.360	10	1	1:58.707	25.183	48.762	44.762	257.8	20:11.274
7	1	1:57.289	24.763	48.654	43.872	254.7	15:21.649	11	1	1:58.459	25.416	49.122	43.921	254.7	22:09.733
8	1	1:56.936	24.732	48.706	43.498	256.5	17:18.585	12	1	1:56.113	24.590	48.213	43.310	257.1	24:05.846
9	1	1:56.195	24.343	48.449	43.403	255.9	19:14.780	13	1	1:55.955	24.415	47.992	43.548	258.4	26:01.801
10	1	1:56.019	24.319	48.280	43.420	257.1	21:10.799	14	1	2:07.433 B	27.523	49.485	50.425	238.9	28:09.234
11	1	1:56.658	24.386	48.392	43.880	255.3	23:07.457	15	3	3:18.092	1:42.628	49.369	46.095	257.8	31:27.326
12	1	2:01.799 B	24.513	48.348	48.938	255.9	25:09.256	16	3	1:54.414	24.316	47.671	42.427	258.4	33:21.740
13	3	3:20.450	1:49.003	48.466	42.981	254.7	28:29.706	17	3	1:53.764	24.035	47.583	42.146	259.0	35:15.504
14	3	1:54.628	24.011	47.900	42.717	253.5	30:24.334	18	3	1:53.672	24.072	47.563	42.037	257.1	37:09.176
15	3	1:55.602	23.958	48.024	43.620	257.1	32:19.936	19	3	1:54.883	23.938	47.737	43.208	259.0	39:04.059
16	3	1:54.104	23.986	47.918	42.200	254.1	34:14.040	20	3	1:58.304	23.878	47.729	46.697	259.0	41:02.363
17	3	1:57.529	23.866	47.871	45.792	254.7	36:11.569	21	3	1:53.936	23.942	47.646	42.348	258.4	42:56.299
18	3	2:00.151	24.418	49.034	46.699	255.3	38:11.720	22	3	2:02.353 B	23.904	47.689	50.760	259.6	44:58.652
19	3	1:54.131	23.928	47.943	42.260	256.5	40:05.851	23	3	4:39.673	3:00.935	48.928	49.810	258.4	49:38.325
20	3	1:53.952	23.823	47.753	42.376	257.1	41:59.803	24	3	1:53.573	23.935	47.441	42.197	258.4	51:31.898
21	3	1:56.978	24.003	47.759	45.216	257.1	43:56.781	25	3	1:53.687	23.946	47.414	42.327	259.0	53:25.585
22	3	1:57.344 B	24.021	47.936	45.387	256.5	45:54.125	26	3	1:58.348	24.121	48.576	45.651	259.6	55:23.933
23	2	3:16.899 B	1:41.791	48.495	46.613	255.9	49:11.024	27	3	1:58.308 B	24.161	48.314	45.833	242.2	57:22.241
24	2	2:23.176	50.410	49.252	43.514	235.8	51:34.200	28	2	4:05.200	2:34.554	47.918	42.728	257.1	1:01:27.441
25	2	1:54.749	23.997	47.886	42.866	255.9	53:28.949	29	2	1:54.506	24.021	47.594	42.891	260.2	1:03:21.947
26	2	1:55.921	24.594	47.955	43.372	255.3	55:24.870	30	2	1:54.614	24.304	47.954	42.356	259.0	1:05:16.561
27	2	1:55.899	24.896	48.240	42.763	256.5	57:20.769	31	2	1:54.371	24.125	47.790	42.456	260.9	1:07:10.932
28	2	1:54.668	24.170	47.776	42.722	255.3	59:15.437	32	2	1:56.128	24.485	48.189	43.454	259.0	1:09:07.060
29	2	1:55.896	24.365	48.278	43.253	247.7	1:01:11.333	33	2	1:54.508	24.252	47.546	42.710	258.4	1:11:01.568
30	2	1:55.132	24.340	47.939	42.853	257.1	1:03:06.465	34	2	1:54.228	24.105	47.656	42.467	260.2	1:12:55.796
31	2	1:55.624	24.177	48.337	43.110	257.8	1:05:02.089	35	2	1:58.219 B	24.261	47.798	46.160	261.5	1:14:54.015
32	2	1:55.517	24.220	48.106	43.191	253.5	1:06:57.606	36	2	3:31.171	1:59.787	48.413	42.971	254.1	1:18:25.186
33	2	1:58.445 B	24.148	48.460	45.837	255.9	1:08:56.051	37	2	1:55.567	24.466	48.323	42.778	257.1	1:20:20.753
34	1	3:37.797	2:02.500	50.236	45.061	255.3	1:12:33.848	38	2	1:55.184	24.431	48.047	42.706	257.8	1:22:15.937
35	1	1:59.535	25.602	49.041	44.892	255.3	1:14:33.383	39	2	1:55.693	24.414	47.886	43.393	257.8	1:24:11.630
36	1	1:59.677	25.157	49.231	45.289	254.7	1:16:33.060	40	2	1:55.374	24.340	48.150	42.884	257.1	1:26:07.004
37	1	1:59.850	25.949	49.002	44.899	255.9	1:18:32.910	41	2	1:55.906	24.355	48.264	43.287	256.5	1:28:02.910
38	1	1:58.705	25.062	48.636	45.007	258.4	1:20:31.615	42	2	1:55.809	24.407	48.142	43.260	252.3	1:29:58.719
39	1	1:59.433	25.620	48.849	44.964	254.7	1:22:31.048	43	2	1:58.592 B	24.419	48.662	45.511	255.9	1:31:57.311
40	1	2:01.126	25.040	50.142	45.944	253.5	1:24:32.174								
41	1	1:59.049	24.973	48.869	45.207	256.5	1:26:31.223								
42	1	2:00.479	25.638	49.807	45.034	254.1	1:28:31.702								
43	1	1:58.026	24.989	48.848	44.189	255.3	1:30:29.728								
57	Car Guy 1.Takeshi KIMURA 2.Casper STEVENSON						Ferrari 296 GT3 GT								
1	1	2:29.862	49.013	52.649	48.200	246.0	2:29.862								
2	1	2:02.228	26.176	49.640	46.412	233.8	4:32.090								
3	1	1:57.474	24.991	48.684	43.799	255.9	6:29.564								
4	1	1:56.896	25.097	48.498	43.301	255.9	8:26.460								
60	Proton Competition 1.Claudio SCHIAVONI 2.Matteo CRESSONI						Porsche 911 GT3 R GT								
1	1	3:27.684	1:28.629	1:04.782	54.273	171.4	3:27.684								
2	1	2:09.239	27.400	50.302	51.537	252.3	5:36.923								
3	1	2:02.465	26.259	51.222	44.984	252.3	7:39.388								
4	1	2:01.713	25.702	50.022	45.989	244.9	9:41.101								
5	1	2:06.142	25.964	50.356	49.822	255.9	11:47.243								
6	1	2:01.275	26.259	49.055	45.961	254.1	13:48.518								
7	1	2:05.373	28.105	49.241	48.027	255.3	15:53.891								
8	1	2:05.581 B	25.916	48.947	50.718	255.9	17:59.472								
9	3	3:43.599	2:12.137	48.435	43.027	255.9	21:43.071								
10	3	1:55.756	24.913	48.141	42.702	255.9	23:38.827								
11	3	1:54.419	24.078	47.700	42.641	257.8	25:33.246								



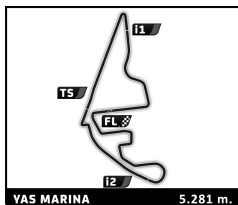


Asian Le Mans Series 4 Hours of Abu Dhabi Free Practice 1

Sector Analysis

Lap under Red Flag												Invalidated Lap	Personal Best	Session Best	B Crossing the pit lane
Lap	D	Time	Sector 1	Sector 2	Sector 3	T. Spd	Elapsed	Lap	D	Time	Sector 1	Sector 2	Sector 3	T. Spd	Elapsed
12	3	1:53.892	24.097	47.586	42.209	257.1	27:27.138	27	3	3:21.605	1:49.178	48.506	43.921	252.9	1:04:37.530
13	3	1:54.328	23.992	47.862	42.474	257.8	29:21.466	28	3	1:55.009	23.938	47.994	43.077	257.1	1:06:32.539
14	3	1:54.137	23.897	47.640	42.600	257.1	31:15.603	29	3	1:54.870	24.306	47.879	42.685	255.9	1:08:27.409
15	3	1:53.776	23.897	47.575	42.304	257.1	33:09.379	30	3	1:58.734 B	24.409	48.129	46.196	256.5	1:10:26.143
16	3	1:54.296	24.090	47.648	42.558	258.4	35:03.675	31	2	3:42.169	2:09.837	49.016	43.316	255.3	1:14:08.312
17	3	1:58.007 B	24.089	47.908	46.010	257.8	37:01.682	32	2	1:55.170	24.238	48.140	42.792	255.3	1:16:03.482
18	3	11:20.530	9:41.391	53.558	45.581	193.9	48:22.212	33	2	1:55.502	24.648	48.123	42.731	255.9	1:17:58.984
19	3	1:55.700	24.456	48.297	42.947	235.3	50:17.912	34	2	1:55.443	24.297	48.440	42.706	254.7	1:19:54.427
20	3	1:54.611	24.166	47.691	42.754	258.4	52:12.523	35	2	1:54.928	24.192	47.930	42.806	256.5	1:21:49.355
21	3	1:56.430	24.203	47.960	44.267	259.0	54:08.953	36	2	1:54.963	24.084	48.348	42.531	255.3	1:23:44.318
22	3	1:57.544	24.265	47.621	45.655	258.4	56:06.494	37	2	1:54.777	24.067	47.817	42.893	256.5	1:25:39.095
23	3	1:57.278 B	24.245	47.863	45.170	256.5	58:03.772	38	2	1:56.331	24.540	49.034	42.757	255.9	1:27:35.426
24	3	7:33.636 B	5:59.077	48.454	46.105	255.3	1:05:37.408	39	2	1:54.932	24.162	48.126	42.644	255.9	1:29:30.358
25	3	4:10.469	2:38.402	48.816	43.251	254.1	1:09:47.877	40	2	2:01.919 B	24.060	47.981	49.878	256.5	1:31:32.277
26	3	1:55.479	24.546	47.769	43.164	257.1	1:11:43.356	77 Optimum Motorsport McLaren 720S GT3 1.Morgan TILLBROOK 3.Marvin KIRCHHOFFER 2.Tom IKIN GT							
27	3	1:55.234	24.197	47.750	43.287	257.1	1:13:38.590	1	1	2:53.142	1:09.762	54.105	49.275	220.4	2:53.142
28	3	1:58.666 B	24.105	47.715	46.846	257.8	1:15:37.256	2	1	2:08.682	26.082	51.453	51.147	213.9	5:01.824
29	2	3:26.181	1:50.587	49.869	45.725	234.8	1:19:03.437	3	1	1:59.649	25.041	48.411	46.197	253.5	7:01.473
30	2	1:56.110	24.458	48.075	42.577	258.4	1:20:59.547	4	1	1:58.251	24.769	49.017	44.465	259.0	8:59.724
31	2	1:56.425	24.688	47.818	43.919	259.6	1:22:55.972	5	1	1:57.915	24.827	48.718	44.370	250.6	10:57.639
32	2	1:57.766	24.381	48.187	45.198	252.9	1:24:53.738	6	1	1:55.742	24.541	47.661	43.540	260.2	12:53.381
33	2	1:55.959	24.748	48.185	43.026	257.8	1:26:49.697	7	1	1:55.672	24.517	47.698	43.457	260.9	14:49.053
34	2	1:55.299	24.229	47.905	43.165	259.6	1:28:44.996	8	1	1:59.295	24.707	48.830	45.758	260.2	16:48.348
35	2	1:55.222	24.177	47.893	43.152	259.0	1:30:40.218	9	1	1:58.685	25.228	47.987	45.470	262.1	18:47.033
74 Kessel Racing Ferrari 296 GT3 1.Dustin Scott BLATTNER 3.Dennis MARSCHALL 2.Ben TUCK GT							10	1	1:57.060	24.512	48.593	43.955	257.1	20:44.093	
1	1	3:21.487	1:34.621	56.939	49.927	179.1	3:21.487	11	1	2:03.654 B	24.421	48.814	50.419	258.4	22:47.747
2	1	2:07.062	26.802	49.993	50.267	244.9	5:28.549	12	3	3:28.807	1:57.304	48.045	43.458	258.4	26:16.554
3	1	1:59.637	24.657	48.263	46.717	255.3	7:28.186	13	3	1:53.656	24.033	47.388	42.235	260.2	28:10.210
4	1	1:55.133	24.466	47.830	42.837	255.9	9:23.319	14	3	1:59.316	23.799	47.521	47.996	260.9	30:09.526
5	1	1:54.200	24.149	47.867	42.184	255.9	11:17.519	15	3	1:53.392	23.907	47.266	42.219	261.5	32:02.918
6	1	1:54.273	24.099	47.621	42.553	257.1	13:11.792	16	3	1:53.323	23.784	47.144	42.395	260.2	33:56.241
7	1	1:55.032	24.080	47.927	43.025	256.5	15:06.824	17	3	1:53.588	23.849	47.251	42.488	260.9	35:49.829
8	1	2:01.477 B	24.616	48.299	48.562	256.5	17:08.301	18	3	1:56.328 B	24.183	47.459	44.686	259.6	37:46.157
9	1	3:47.205	2:14.424	49.011	43.770	251.7	20:55.506	19	2	3:37.679	2:05.962	47.739	43.978	259.6	41:23.836
10	1	1:56.812	24.536	48.807	43.469	255.9	22:52.318	20	2	1:54.552	24.229	47.666	42.657	259.0	43:18.388
11	1	1:57.064	24.324	48.286	44.454	254.1	24:49.382	21	2	2:03.392	24.189	47.459	51.744	261.5	45:21.780
12	1	1:56.099	24.508	48.670	42.921	255.3	26:45.481	22	2	1:54.963	24.364	47.860	42.739	259.6	47:16.743
13	1	1:58.619	24.741	49.046	44.832	255.9	28:44.100	23	2	1:54.136	23.874	47.528	42.734	260.2	49:10.879
14	1	1:56.015	24.734	48.337	42.944	255.3	30:40.115	24	2	1:54.129	24.125	47.343	42.661	261.5	51:05.008
15	1	1:55.694	24.385	48.284	43.025	254.1	32:35.809	25	2	1:57.451 B	24.053	47.590	45.808	261.5	53:02.459
16	1	1:56.411	24.948	48.333	43.130	254.7	34:32.220	26	2	3:40.746	2:10.032	47.957	42.757	259.0	56:43.205
17	1	2:04.117 B	25.022	48.261	50.834	255.3	36:36.337	27	2	1:54.230	24.116	47.385	42.729	262.1	58:37.435
18	1	7:42.837 B	6:04.253	49.193	49.391	252.9	44:19.174	28	2	1:54.673	23.996	47.702	42.975	260.9	1:00:32.108
19	3	3:28.266	1:55.192	50.044	43.030	253.5	47:47.440	29	2	1:56.796 B	24.054	47.598	45.144	262.1	1:02:28.904
20	3	1:54.425	24.146	47.731	42.548	256.5	49:41.865	30	1	4:03.336	2:28.710	48.983	45.643	259.6	1:06:32.240
21	3	1:53.938	24.071	47.706	42.161	255.9	51:35.803	31	1	2:01.787	26.324	48.598	46.865	258.4	1:08:34.027
22	3	1:55.727	24.122	47.697	43.908	255.9	53:31.530	32	1	1:58.372	25.144	48.296	44.932	259.6	1:10:32.399
23	3	1:55.903	24.117	47.677	44.109	255.9	55:27.433	33	1	1:59.092	25.445	49.406	44.241	260.2	1:12:31.491
24	3	1:54.310	24.123	47.716	42.471	257.1	57:21.743	34	1	2:01.058 B	24.847	48.143	48.068	261.5	1:14:32.549
25	3	1:56.685	24.086	49.111	43.488	256.5	59:18.428	35	3	3:15.524	1:42.300	48.344	44.880	254.1	1:17:48.073
26	3	1:57.497 B	24.012	47.991	45.494	258.4	1:01:15.925	36	3	1:54.425	24.203	47.446	42.776	260.9	1:19:42.498





Asian Le Mans Series 4 Hours of Abu Dhabi Free Practice 1

Sector Analysis

Lap under Red Flag Invalidated Lap Personal Best Session Best Crossing the pit lane

Lap	D	Time	Sector 1	Sector 2	Sector 3	T. Spd	Elapsed	Lap	D	Time	Sector 1	Sector 2	Sector 3	T. Spd	Elapsed
-----	---	------	----------	----------	----------	--------	---------	-----	---	------	----------	----------	----------	--------	---------

37	3	1:56.815 B	23.939	47.267	45.609	263.4	1:21:39.313
38	3	3:31.407	2:00.182	48.217	43.008	238.4	1:25:10.720
39	3	1:54.100	24.027	47.404	42.669	259.6	1:27:04.820
40	3	1:53.800	23.929	47.317	42.554	260.9	1:28:58.620
41	3	1:53.747	23.919	47.277	42.551	262.8	1:30:52.367

79 **Tsunami RT** Porsche 911 GT3 R GT
 1. Johannes ZELGER 3. Daniel GAUNT
 2. Fabio BABINI

1	3	2:58.088	1:12.951	57.081	48.056	154.1	2:58.088
2	3	2:01.361	26.019	50.089	45.253	245.5	4:59.449
3	3	1:56.683	24.778	48.404	43.501	256.5	6:56.132
4	3	1:55.500	24.429	47.957	43.114	257.1	8:51.632
5	3	1:55.939	24.663	48.026	43.250	257.8	10:47.571
6	3	1:55.660	24.495	48.056	43.109	257.1	12:43.231
7	3	1:55.602	24.602	47.966	43.034	259.6	14:38.833
8	3	1:56.375	24.619	48.033	43.723	259.6	16:35.208
9	3	1:56.749	24.841	48.229	43.679	260.9	18:31.957
10	3	1:56.454	24.478	48.019	43.957	260.2	20:28.411
11	3	1:57.287	25.020	48.520	43.747	252.9	22:25.698
12	3	1:59.772 B	24.921	48.312	46.539	258.4	24:25.470
13	1	3:52.999	2:13.717	50.641	48.641	248.8	28:18.469
14	1	2:01.010	25.673	49.668	45.669	257.1	30:19.479
15	1	2:01.379	26.009	49.019	46.351	257.8	32:20.858
16	1	2:00.396	25.647	48.956	45.793	256.5	34:21.254
17	1	1:59.764	25.721	48.881	45.162	257.8	36:21.018
18	1	2:00.868	26.281	49.068	45.519	257.1	38:21.886
19	1	1:59.462	25.594	48.934	44.934	258.4	40:21.348
20	1	2:02.036	25.872	49.138	47.026	255.3	42:23.384
21	1	2:07.817	26.065	49.203	52.549	258.4	44:31.201
22	1	2:00.120	25.917	49.113	45.090	256.5	46:31.321
23	1	1:59.602	26.011	48.880	44.711	257.8	48:30.923
24	1	2:03.300	25.580	49.351	48.369	258.4	50:34.223
25	1	2:04.510 B	25.814	49.330	49.366	252.9	52:38.733
26	1	6:26.742 B	4:40.986	52.764	52.992	217.3	59:05.475
27	1	8:16.341 B	6:32.907	50.630	52.804	251.2	1:07:21.816
28	2	3:48.270	2:13.174	49.821	45.275	237.9	1:11:10.086
29	2	1:59.755	25.352	49.782	44.621	238.9	1:13:09.841
30	2	1:57.161	24.745	48.215	44.201	257.8	1:15:07.002
31	2	1:56.815	25.013	48.069	43.733	259.0	1:17:03.817
32	2	1:56.778	24.797	48.355	43.626	260.2	1:19:00.595
33	2	1:57.911	24.816	48.188	44.907	262.1	1:20:58.506
34	2	1:55.860	24.569	48.105	43.186	261.5	1:22:54.366
35	2	1:56.980	25.096	48.238	43.646	261.5	1:24:51.346
36	2	1:56.953	25.226	48.007	43.720	260.2	1:26:48.299
37	2	2:01.065 B	24.656	48.016	48.393	259.6	1:28:49.364

81 **Winward Racing** Mercedes-AMG GT3 EVO GT
 1. Luca STOLZ 3. Rinat SALIKHOV
 2. Gabriele PIANA

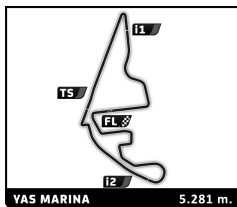
1	1	6:08.243	4:27.069	54.949	46.225	199.3	6:08.243
2	1	2:05.143	26.190	51.369	47.584	215.1	8:13.386
3	1	1:56.917	24.538	49.282	43.097	223.6	10:10.303
4	1	1:53.371	23.905	47.200	42.266	257.1	12:03.674
5	1	1:53.129	23.696	47.203	42.230	257.8	13:56.803

6	1	1:53.225	23.773	47.206	42.246	257.8	15:50.028
7	1	1:54.518	23.737	47.094	43.687	260.9	17:44.546
8	1	1:53.632	23.971	47.282	42.379	257.8	19:38.178
9	1	1:53.870	24.107	47.197	42.566	258.4	21:32.048
10	1	1:53.554	23.704	47.317	42.533	258.4	23:25.602
11	1	1:54.170	23.752	47.828	42.590	258.4	25:19.772
12	1	1:56.584 B	23.964	47.488	45.132	257.8	27:16.356
13	2	3:44.651	2:11.856	47.839	44.956	259.0	31:01.007
14	2	1:55.564	24.939	47.930	42.695	258.4	32:56.571
15	2	1:54.219	24.074	47.517	42.628	259.0	34:50.790
16	2	1:52.883	23.846	47.397	42.640	259.0	36:44.673
17	2	1:54.004	23.943	47.503	42.558	260.2	38:38.677
18	2	1:54.601	23.928	47.537	43.136	260.2	40:33.278
19	2	1:55.548	24.224	47.374	43.950	262.1	42:28.826
20	2	1:58.250	25.883	47.537	44.830	260.2	44:27.076
21	2	1:57.463	26.327	48.484	42.652	250.6	46:24.539
22	2	1:54.010	24.179	47.383	42.448	259.6	48:18.549
23	2	1:54.337	24.082	47.451	42.804	258.4	50:12.886
24	2	1:53.954	23.888	47.530	42.536	258.4	52:06.840
25	2	1:56.659 B	24.025	47.644	44.990	257.8	54:03.499
26	3	5:19.011	3:46.704	48.167	44.140	255.3	59:22.510
27	3	1:56.465	24.782	47.876	43.807	256.5	1:01:18.975
28	3	1:56.139	24.429	48.082	43.628	254.1	1:03:15.114
29	3	1:55.894	24.357	47.822	43.715	255.9	1:05:11.008
30	3	1:55.732	24.320	48.308	43.104	255.3	1:07:06.740
31	3	1:56.236	25.018	47.717	43.501	256.5	1:09:02.976
32	3	1:55.633	24.359	47.770	43.504	255.9	1:10:58.609
33	3	1:56.153	24.364	47.887	43.902	255.9	1:12:54.762
34	3	2:01.638 B	24.723	49.093	47.822	216.4	1:14:56.400

82 **AF Corse** Ferrari 296 GT3 GT
 1. Charles-Henri SAMANI 3. Nico VARRONE
 2. Conrad LAURSEN

1	1	3:20.299	1:31.378	58.808	50.113	169.5	3:20.299
2	1	2:01.722	26.828	50.083	44.811	251.2	5:22.021
3	1	1:57.543	25.405	48.544	43.594	252.9	7:19.564
4	1	1:57.507	25.357	48.394	43.756	254.7	9:17.071
5	1	1:56.706	24.925	48.328	43.453	253.5	11:13.777
6	1	1:56.195	24.609	48.256	43.330	253.5	13:09.972
7	1	1:56.552	24.623	48.257	43.672	254.7	15:06.524
8	1	1:59.211	24.820	49.221	45.170	256.5	17:05.735
9	1	2:02.274 B	24.959	48.286	49.029	253.5	19:08.009
10	2	4:32.217	2:59.867	49.469	42.981	251.7	23:40.326
11	2	1:55.025	24.343	48.196	42.486	252.9	25:35.351
12	2	1:55.697	24.286	48.312	43.099	252.9	27:31.048
13	2	1:55.315	24.426	48.382	42.507	252.9	29:26.363
14	2	2:03.431	24.496	51.132	47.803	254.1	31:29.794
15	2	1:55.880	24.623	48.708	42.549	252.9	33:25.674
16	2	1:55.131	24.373	48.210	42.548	253.5	35:20.805
17	2	1:58.017 B	24.228	48.281	45.508	253.5	37:18.822
18	3	4:14.373	2:34.947	48.667	50.759	252.3	41:33.195
19	3	1:56.346	24.450	48.422	43.474	252.9	43:29.541
20	3	1:55.032	24.172	48.298	42.562	252.9	45:24.573
21	3	1:55.054	24.279	48.358	42.417	253.5	47:19.627



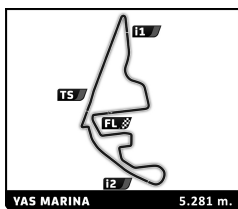


Asian Le Mans Series 4 Hours of Abu Dhabi Free Practice 1

Sector Analysis

Lap under Red Flag											Invalidated Lap	Personal Best	Session Best	B Crossing the pit lane		
Lap	D	Time	Sector 1	Sector 2	Sector 3	T. Spd	Elapsed	Lap	D	Time	Sector 1	Sector 2	Sector 3	T. Spd	Elapsed	
22	3	1:54.974	24.103	48.134	42.737	253.5	49:14.601	33	2	1:47.623	21.710	45.152	40.761	274.1	1:10:18.241	
23	3	1:54.547	24.082	48.030	42.435	254.1	51:09.148	34	2	1:53.855	B 21.532	44.767	47.556	282.0	1:12:12.096	
24	3	1:58.302	B 24.252	48.194	45.856	252.9	53:07.450	35	2	8:23.631	6:56.674	44.946	42.011	254.1	1:20:35.727	
25	1	3:31.622	1:54.568	51.363	45.691	251.7	56:39.072	36	2	1:47.186	22.348	44.946	39.892	286.5	1:22:22.913	
26	1	2:00.644	25.511	49.468	45.665	252.9	58:39.716	37	2	1:47.816	21.472	43.527	42.817	282.0	1:24:10.729	
27	1	2:00.046	25.832	49.107	45.107	251.7	1:00:39.762	38	2	1:42.464	21.061	43.225	38.178	284.2	1:25:53.193	
28	1	1:59.150	25.487	49.264	44.399	253.5	1:02:38.912	39	2	1:45.568	21.276	43.383	40.909	285.7	1:27:38.761	
29	1	2:00.169	25.330	49.103	45.736	252.9	1:04:39.081	40	2	1:42.149	20.839	42.648	38.662	285.7	1:29:20.910	
30	1	2:01.009	26.404	49.844	44.761	230.3	1:06:40.090	41	2	1:48.024	B 20.807	43.236	43.981	285.7	1:31:08.934	
31	1	1:59.060	25.142	48.672	45.246	254.1	1:08:39.150	85 Iron Dames Porsche 911 GT3 R 1.Celia MARTIN 2.Sarah BOVY 3.Michelle GATTING GT								
32	1	1:59.045	25.689	49.252	44.104	252.9	1:10:38.195	1	3	3:08.386	1:26.786	54.533	47.067	206.1	3:08.386	
33	1	1:58.535	25.279	49.031	44.225	253.5	1:12:36.730	2	3	1:59.423	25.351	48.725	45.347	243.2	5:07.809	
34	1	1:58.467	25.117	48.642	44.708	254.1	1:14:35.197	3	3	1:54.649	24.469	47.716	42.464	257.1	7:02.458	
35	1	1:59.566	25.433	49.297	44.836	254.1	1:16:34.763	4	3	1:54.680	24.327	47.988	42.365	254.7	8:57.138	
36	1	1:58.944	25.180	48.982	44.782	255.3	1:18:33.707	5	3	1:54.300	24.440	47.537	42.323	257.8	10:51.438	
37	1	1:59.840	25.236	48.768	45.836	255.3	1:20:33.547	6	3	1:54.393	24.227	47.519	42.647	259.6	12:45.831	
38	1	1:58.822	25.416	49.090	44.316	254.7	1:22:32.369	7	3	1:57.572	B 24.271	47.651	45.650	260.2	14:43.403	
39	1	2:04.542	B 25.847	48.998	49.697	255.9	1:24:36.911	8	3	6:20.460	4:49.332	48.293	42.835	255.3	21:03.863	
83 AF Corse Oreca 07 - Gibson 1.François PERRODO 2.Matthieu VAXIÈRE 3.Alessio ROVERA LMP2							1									
1	1	2:31.663	56.692	49.863	45.108	183.4	2:31.663	2								
2	1	1:55.188	23.626	46.808	44.754	227.4	4:26.851	3								
3	1	1:51.501	22.177	45.234	44.090	249.4	6:18.352	4								
4	1	1:47.878	21.779	44.121	41.978	283.5	8:06.230	5								
5	1	1:50.587	21.780	43.777	45.030	285.0	9:56.817	6								
6	1	1:48.421	21.682	44.062	42.677	286.5	11:45.238	7								
7	1	1:49.388	21.621	43.809	43.958	281.2	13:34.626	8								
8	1	1:45.715	21.882	43.971	39.862	283.5	15:20.341	9								
9	1	1:49.177	22.098	43.971	43.108	275.5	17:09.518	10								
10	1	1:45.011	21.773	44.114	39.124	291.1	18:54.529	11								
11	1	1:49.611	B 21.664	43.628	44.319	287.2	20:44.140	12								
12	3	3:35.955	2:10.527	45.097	40.331	257.8	24:20.095	13								
13	3	1:43.817	21.395	43.389	39.033	284.2	26:03.912	14								
14	3	1:44.817	22.921	43.378	38.518	287.2	27:48.729	15								
15	3	1:45.193	21.809	44.148	39.236	259.6	29:33.922	16								
16	3	1:49.729	B 21.908	44.115	43.706	260.9	31:23.651	17								
17	3	4:16.057	2:51.558	44.682	39.817	255.9	35:39.708	18								
18	3	1:44.248	21.745	43.343	39.160	284.2	37:23.956	19								
19	3	1:42.121	21.017	43.032	38.072	290.3	39:06.077	20								
20	3	1:44.588	21.671	43.352	39.565	284.2	40:50.665	21								
21	3	1:45.137	21.301	43.609	40.227	279.1	42:35.802	22								
22	3	1:51.000	B 22.839	43.988	44.173	274.1	44:26.802	23								
23	3	5:42.056	4:18.446	44.647	38.963	268.0	50:08.858	24								
24	3	1:42.206	21.110	43.173	37.923	288.0	51:51.064	25								
25	3	1:47.591	21.694	43.494	42.403	279.8	53:38.655	26								
26	3	1:43.485	21.058	43.124	39.303	288.0	55:22.140	27								
27	3	1:43.407	20.977	43.081	39.349	288.8	57:05.547	28								
28	3	1:47.201	B 20.854	43.549	42.798	287.2	58:52.748	29								
29	2	4:19.172	2:54.845	44.468	39.859	265.4	1:03:11.920	30								
30	2	1:47.118	21.377	44.675	41.066	263.4	1:04:59.038	31								
31	2	1:45.855	21.518	43.491	40.846	282.0	1:06:44.893	32								
32	2	1:45.725	21.234	43.733	40.758	279.8	1:08:30.618	87 Origine Motorsport Porsche 911 GT3 R 1.Bo YUAN 2.Hongli YE 3.Laurin HEINRICH GT								
1	3	2:40.690	1:02.693	52.425	45.572	190.1	2:40.690	2								
2	3	2:07.318	24.753	55.486	47.079	252.9	4:48.008	3								
3	3	1:53.918	24.138	47.496	42.284	257.1	6:41.926	4								
4	3	1:53.650	23.943	47.495	42.212	256.5	8:35.576	5								
5	3	1:53.283	23.859	47.298	42.126	258.4	10:28.859	6								
6	3	1:53.641	23.922	47.391	42.328	259.6	12:22.500	7								
7	3	1:53.896	24.017	47.535	42.344	256.5	14:16.396									



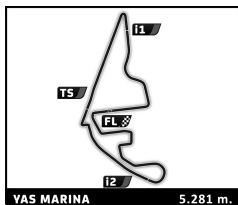


Asian Le Mans Series 4 Hours of Abu Dhabi Free Practice 1

Sector Analysis

Lap under Red Flag													Invalidated Lap	Personal Best	Session Best	B Crossing the pit lane
Lap	D	Time	Sector 1	Sector 2	Sector 3	T. Spd	Elapsed	Lap	D	Time	Sector 1	Sector 2	Sector 3	T. Spd	Elapsed	
8	3	1:53.882	23.871	47.395	42.616	258.4	16:10.278	15	1	2:02.693	25.025	48.761	48.907	255.3	32:54.213	
9	3	1:54.203	23.873	47.418	42.912	257.8	18:04.481	16	2	4:53.587	3:19.546	50.221	43.820	250.6	37:47.800	
10	3	1:57.522	25.026	47.563	44.933	256.5	20:02.003	17	2	1:56.164	24.578	48.465	43.121	255.3	39:43.964	
11	1	3:45.025	2:08.227	48.844	47.954	255.9	23:47.028	18	2	1:55.528	24.406	48.341	42.781	255.3	41:39.492	
12	1	1:59.192	24.827	48.734	45.631	257.1	25:46.220	19	2	2:03.971	26.247	51.888	45.836	241.6	43:43.463	
13	1	1:56.824	24.557	48.717	43.550	257.8	27:43.044	20	2	1:56.107	24.593	48.327	43.187	255.9	45:39.570	
14	1	1:56.484	24.600	48.562	43.322	255.9	29:39.528	21	2	1:55.293	24.244	48.181	42.868	255.9	47:34.863	
15	1	1:56.194	24.603	48.219	43.372	257.1	31:35.722	22	2	1:56.584	24.943	48.505	43.136	255.9	49:31.447	
16	1	1:55.942	24.506	48.180	43.256	255.9	33:31.664	23	2	1:55.726	24.261	48.374	43.091	256.5	51:27.173	
17	1	1:56.364	24.663	48.330	43.371	257.1	35:28.028	24	2	1:55.704	24.384	48.368	42.952	255.3	53:22.877	
18	1	2:00.221	24.767	48.485	46.969	257.8	37:28.249	25	2	2:01.819	24.518	48.408	48.893	255.3	55:24.696	
19	1	1:55.869	24.526	48.322	43.021	255.9	39:24.118	26	2	1:59.566	25.704	49.717	43.145	243.2	57:23.262	
20	1	2:00.260	25.291	48.533	46.436	256.5	41:24.378	27	2	1:57.070	24.723	48.571	43.776	257.8	59:20.332	
21	2	2:12.763	1:40.578	48.084	44.101	258.4	44:37.141	28	2	2:03.257	24.594	48.435	50.228	255.3	1:01:23.589	
22	2	1:57.766	24.687	48.155	44.924	259.0	46:34.907	29	2	1:59.163	25.781	48.504	44.878	256.5	1:03:22.752	
23	2	1:56.235	24.579	48.178	43.478	257.1	48:31.142	30	2	2:00.692	24.838	48.553	47.301	255.9	1:05:23.444	
24	2	1:58.088	25.488	48.701	43.899	257.8	50:29.230	31	3	3:46.435	2:11.140	51.345	43.950	225.0	1:09:09.879	
25	2	1:55.515	24.626	47.725	43.164	257.8	52:24.745	32	3	1:56.447	24.929	48.238	43.280	257.8	1:11:06.326	
26	2	1:55.745	24.540	47.745	43.460	258.4	54:20.490	33	3	1:55.880	25.011	48.074	42.795	257.1	1:13:02.206	
27	2	1:55.552	24.332	47.979	43.241	256.5	56:16.042	34	3	1:56.349	24.303	48.168	43.878	257.8	1:14:58.555	
28	2	1:55.483	24.275	47.821	43.387	259.0	58:11.525	35	3	1:56.429	24.530	48.458	43.441	258.4	1:16:54.984	
29	2	1:55.375	24.491	47.734	43.150	258.4	1:00:06.900	36	3	2:00.568	24.239	48.361	47.968	256.5	1:18:55.552	
30	2	1:58.173	24.434	47.744	45.995	257.1	1:02:05.073	37	3	7:29.242	5:57.914	48.514	42.814	254.1	1:26:24.794	
31	3	3:32.811	2:01.603	48.064	43.144	259.0	1:05:37.884	38	3	1:55.195	24.303	48.041	42.851	254.7	1:28:19.989	
32	3	1:54.430	24.005	47.573	42.852	259.0	1:07:32.314	39	3	1:56.122	24.779	48.641	42.702	257.8	1:30:16.111	
33	3	1:54.532	24.202	47.539	42.791	258.4	1:09:26.846	89 EBM <small>Aston Martin Vantage AMR GT3</small>								
34	3	1:55.362	24.372	47.569	43.421	259.6	1:11:22.208	1. Gabriel RINDONE GT								
35	3	1:54.605	24.270	47.482	42.853	260.2	1:13:16.813	2. Jamie DAY								
36	3	1:57.578	24.071	47.723	45.784	260.9	1:15:14.391	1	1	3:19.413	1:27.556	1:00.684	51.173	185.2	3:19.413	
37	1	3:39.135	2:04.495	49.654	44.986	254.7	1:18:53.526	2	1	2:11.407	27.171	54.572	49.664	218.2	5:30.820	
38	1	1:56.866	24.693	48.386	43.787	256.5	1:20:50.392	3	1	1:58.103	24.930	49.112	44.061	248.8	7:28.923	
39	1	1:56.635	24.744	48.166	43.725	257.8	1:22:47.027	4	1	1:56.382	24.438	48.437	43.507	251.2	9:25.305	
40	1	1:58.495	25.863	48.385	44.247	257.8	1:24:45.522	5	1	1:56.098	24.359	48.233	43.506	250.0	11:21.403	
41	1	2:01.526	26.288	48.467	46.771	257.1	1:26:47.048	6	1	1:55.867	24.474	48.229	43.164	250.6	13:17.270	
42	1	1:56.546	24.687	48.349	43.510	257.1	1:28:43.594	7	1	1:56.100	24.297	48.317	43.486	249.4	15:13.370	
43	1	2:01.695	24.599	48.088	49.008	255.9	1:30:45.289	8	1	2:01.090	24.506	48.047	48.537	254.1	17:14.460	
88 Dragon Racing <small>Ferrari 296 GT3</small>																
1. Marco PULCINI 3. Giacomo ALTOE GT																
2. Nicola MARINANGELI																
1	1	3:27.983	1:49.604	52.517	45.862	227.4	3:27.983	9	3	11:45.306	...	48.226	42.910	255.3	28:59.766	
2	1	2:12.338	25.679	55.676	50.983	250.6	5:40.321	10	3	1:54.391	24.037	47.746	42.608	257.8	30:54.157	
3	1	1:56.235	24.628	48.277	43.330	256.5	7:36.556	11	3	1:56.791	23.920	47.487	45.384	259.6	32:50.948	
4	1	1:55.580	24.456	47.911	43.213	257.1	9:32.136	12	3	1:53.843	23.842	47.352	42.649	259.0	34:44.791	
5	1	1:56.244	24.268	48.397	43.579	259.0	11:28.380	13	3	1:56.261	24.644	48.020	43.597	257.8	36:41.052	
6	1	1:57.321	24.433	48.149	44.739	259.6	13:25.701	14	3	1:53.853	23.808	47.516	42.529	258.4	38:34.905	
7	1	2:00.725	25.367	50.342	45.016	257.1	15:26.426	15	3	1:57.983	23.940	47.605	46.438	259.6	40:32.888	
8	1	2:04.606	24.512	48.128	51.966	257.8	17:31.032	16	3	2:21.868	51.196	47.792	42.880	259.6	42:54.756	
9	1	3:28.803	1:56.186	48.789	43.828	255.3	20:59.835	17	3	1:54.485	23.985	47.716	42.784	260.9	44:49.241	
10	1	1:57.178	24.751	48.516	43.911	255.9	22:57.013	18	3	1:54.341	24.413	47.572	42.356	259.0	46:43.582	
11	1	1:59.468	26.267	49.317	43.884	255.9	24:56.481	19	3	1:53.840	23.779	47.362	42.699	259.6	48:37.422	
12	1	1:57.929	24.684	48.541	44.704	257.1	26:54.410	20	3	2:00.056	24.522	48.523	47.011	247.7	50:37.478	
13	1	1:59.081	25.285	49.610	44.186	242.7	28:53.491	21	2	3:18.591	1:47.311	48.219	43.061	257.1	53:56.069	
14	1	1:58.029	24.715	48.590	44.724	256.5	30:51.520	22	2	1:55.027	24.262	47.817	42.948	259.0	55:51.096	
								23	2	1:54.944	24.411	47.868	42.665	258.4	57:46.040	
								24	2	1:54.123	24.118	47.382	42.623	259.0	59:40.163	
								25	2	1:54.045	24.159	47.349	42.537	259.0	1:01:34.208	





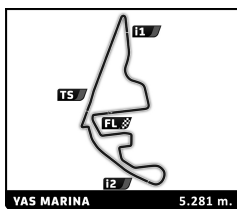
Asian Le Mans Series 4 Hours of Abu Dhabi Free Practice 1

Sector Analysis

Lap under Red Flag Invalidated Lap Personal Best Session Best B Crossing the pit lane

Lap	D	Time	Sector 1	Sector 2	Sector 3	T. Spd	Elapsed	Lap	D	Time	Sector 1	Sector 2	Sector 3	T. Spd	Elapsed
26	2	1:55.429	24.313	48.326	42.790	259.0	1:03:29.637	37	3	1:47.984 B	20.895	43.760	43.329	279.1	1:09:50.524
27	2	1:55.945	24.303	47.520	44.122	258.4	1:05:25.582	38	2	3:46.807	2:23.235	44.116	39.456	276.2	1:13:37.331
28	2	1:54.959	24.323	47.798	42.838	258.4	1:07:20.541	39	2	1:44.485	22.049	43.919	38.517	283.5	1:15:21.816
29	2	1:55.612	25.246	47.590	42.776	259.6	1:09:16.153	40	2	1:42.703	21.096	43.380	38.227	288.8	1:17:04.519
30	2	1:54.772	24.354	47.649	42.769	257.8	1:11:10.925	41	2	1:45.432	21.616	43.857	39.959	276.9	1:18:49.951
31	2	2:02.710 B	25.583	49.042	48.085	256.5	1:13:13.635	42	2	1:46.132	23.090	43.555	39.487	282.7	1:20:36.083
32	1	3:42.415	2:02.628	49.609	50.178	255.3	1:16:56.050	43	2	1:44.949	22.126	44.460	38.363	284.2	1:22:21.032
33	1	2:02.757	25.111	51.657	45.989	204.9	1:18:58.807	44	2	1:42.591	21.206	43.233	38.152	285.0	1:24:03.623
34	1	2:00.346	25.113	48.414	46.819	255.3	1:20:59.153	45	2	1:41.816	20.656	43.158	38.002	288.0	1:25:45.439
35	1	2:01.242	26.166	48.615	46.461	256.5	1:23:00.395	46	2	1:43.892	20.926	44.645	38.321	278.4	1:27:29.331
36	1	1:58.353	25.688	48.180	44.485	259.0	1:24:58.748	47	2	1:46.313 B	21.560	43.584	41.169	282.7	1:29:15.644
37	1	1:56.813	24.943	48.062	43.808	258.4	1:26:55.561	92 Manthey EMA Porsche 911 GT3 R 1. Ryan HARDWICK GT 2. Riccardo PERA 3. Richard LIETZ							
38	1	1:56.819	24.773	48.146	43.900	257.8	1:28:52.380	1	3	2:32.543	50.177	54.486	47.880	181.2	2:32.543
39	1	1:56.031	24.476	47.707	43.848	259.6	1:30:48.411	2	3	2:00.111	25.624	50.015	44.472	223.1	4:32.654
91 Pure RACING Oreca 07 - Gibson LMP2 1. Aliaksandr MALYKHIN 2. Harry KING 3. Julien ANDLAUER								3	3	2:06.107	24.607	51.788	49.712	241.1	6:38.761
1	1	2:47.708	1:13.646	51.536	42.526	169.8	2:47.708	4	3	1:59.298	24.233	49.519	45.546	257.1	8:38.059
2	1	1:47.485	22.142	44.519	40.824	261.5	4:35.193	5	3	1:53.933	23.905	47.596	42.432	257.1	10:31.992
3	1	1:46.790	22.426	44.446	39.918	285.7	6:21.983	6	3	1:53.775	24.036	47.519	42.220	257.8	12:25.767
4	1	1:46.847	21.570	44.280	40.997	269.3	8:08.830	7	3	1:53.823	23.959	47.587	42.277	257.1	14:19.590
5	1	1:44.378	21.700	43.747	38.931	288.0	9:53.208	8	3	1:58.047 B	24.075	47.728	46.244	259.0	16:17.637
6	1	1:47.637	22.125	44.683	40.829	254.1	11:40.845	9	3	9:24.606	7:51.550	49.725	43.331	252.3	25:42.243
7	1	1:44.932	21.665	43.698	39.569	288.0	13:25.777	10	3	1:55.108	24.370	48.081	42.657	259.6	27:37.351
8	1	1:47.435	23.294	43.898	40.243	288.8	15:13.212	11	3	1:54.563	24.350	47.661	42.552	259.0	29:31.914
9	1	1:45.708	21.564	44.443	39.701	272.0	16:58.920	12	3	1:54.285	24.126	47.633	42.526	259.0	31:26.199
10	1	1:43.921	21.369	43.350	39.202	289.5	18:42.841	13	3	1:54.341	24.183	47.604	42.554	258.4	33:20.540
11	1	1:45.536	21.344	43.968	40.224	292.7	20:28.377	14	3	1:57.394	24.246	49.004	44.144	257.8	35:17.934
12	1	1:47.337	22.945	44.164	40.228	284.2	22:15.714	15	3	1:53.984	23.968	47.433	42.583	259.6	37:11.918
13	1	1:44.301	22.012	43.680	38.609	285.7	24:00.015	16	3	1:57.172 B	24.115	47.501	45.556	257.8	39:09.090
14	1	1:44.027	21.273	43.328	39.426	291.9	25:44.042	17	1	9:24.359	7:47.951	50.963	45.445	252.3	48:33.449
15	1	1:45.914	22.581	43.570	39.763	283.5	27:29.956	18	1	2:01.170	26.704	49.331	45.135	248.3	50:34.619
16	1	1:45.036	21.423	43.499	40.114	288.8	29:14.992	19	1	1:58.024	25.530	48.735	43.759	259.6	52:32.643
17	1	1:46.118	21.652	43.549	40.917	291.1	31:01.110	20	1	1:56.354	24.700	48.065	43.589	259.6	54:28.997
18	1	1:48.549	21.722	44.007	42.820	293.5	32:49.659	21	1	1:57.986	24.979	48.628	44.379	259.6	56:26.983
19	1	1:44.176	21.255	43.753	39.168	290.3	34:33.835	22	1	1:58.755	25.808	49.014	43.933	259.6	58:25.738
20	1	1:47.157	22.767	43.929	40.461	287.2	36:20.992	23	1	1:56.909	24.953	48.137	43.819	259.0	1:00:22.647
21	1	1:43.324	21.280	43.300	38.744	292.7	38:04.316	24	1	1:56.798	25.070	48.024	43.704	259.6	1:02:19.445
22	1	1:43.897	21.764	43.437	38.696	290.3	39:48.213	25	1	1:56.510	24.627	47.902	43.981	259.6	1:04:15.955
23	1	1:42.845	21.098	43.469	38.278	291.9	41:31.058	26	1	1:56.990	24.666	48.336	43.988	257.8	1:06:12.945
24	1	1:47.479 B	21.229	43.698	42.552	291.1	43:18.537	27	1	1:56.099	24.733	47.942	43.424	260.2	1:08:09.044
25	3	5:36.788	4:14.015	43.959	38.814	263.4	48:55.325	28	1	1:56.586	24.760	48.034	43.792	258.4	1:10:05.630
26	3	1:44.437	21.134	43.772	39.531	276.9	50:39.762	29	1	1:56.409	24.743	47.984	43.682	259.0	1:12:02.039
27	3	1:45.965	21.524	43.874	40.567	276.2	52:25.727	30	1	1:56.924	24.744	48.017	44.163	259.6	1:13:58.963
28	3	1:43.727	21.610	43.554	38.563	280.5	54:09.454	31	1	1:56.029	24.488	47.849	43.692	261.5	1:15:54.992
29	3	1:42.869	21.380	43.288	38.201	283.5	55:52.323	32	1	1:56.717	24.703	47.932	44.082	260.9	1:17:51.709
30	3	1:44.212	21.097	43.328	39.787	282.7	57:36.535	33	1	2:00.143 B	24.900	48.093	47.150	259.6	1:19:51.852
31	3	1:45.893	21.924	43.690	40.279	282.0	59:22.428	34	1	2:39.541	1:05.979	48.794	44.768	260.2	1:22:31.393
32	3	1:44.784	21.537	43.582	39.665	282.7	1:01:07.212	35	1	1:57.683	25.002	48.888	43.793	257.8	1:24:29.076
33	3	1:44.207	22.200	43.545	38.462	283.5	1:02:51.419	36	1	1:57.365	25.156	48.222	43.987	259.6	1:26:26.441
34	3	1:45.635	21.988	43.500	40.147	281.2	1:04:37.054	37	1	1:57.045	24.665	47.860	44.520	259.6	1:28:23.486
35	3	1:43.091	20.977	43.565	38.549	282.0	1:06:20.145	38	1	1:55.538	24.486	47.768	43.284	261.5	1:30:19.024
36	3	1:42.395	20.943	43.454	37.998	281.2	1:08:02.540								



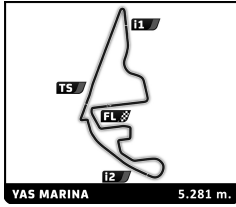


Asian Le Mans Series 4 Hours of Abu Dhabi Free Practice 1

Sector Analysis

Lap under Red Flag							Invalidated Lap		Personal Best	Session Best	B Crossing the pit lane					
Lap	D	Time	Sector 1	Sector 2	Sector 3	T. Spd	Elapsed	Lap	D	Time	Sector 1	Sector 2	Sector 3	T. Spd	Elapsed	
96	2Seas Motorsport		3. Ben BARNICOAT			Mercedes-AMG GT3 EVO										
	1. Anthony MCINTOSH					GT										
		2. Parker THOMPSON														
1	1	2:59.158	1:14.425	56.221	48.512	183.7	2:59.158	5	1	1:56.349	24.669	47.978	43.702	256.5	11:07.906	
2	1	2:05.125	25.908	50.372	48.845	231.3	5:04.283	6	1	1:55.853	24.582	48.006	43.265	256.5	13:03.759	
3	1	1:56.445	24.414	47.881	44.150	256.5	7:00.728	7	1	2:05.934 B	27.498	49.598	48.838	250.6	15:09.693	
4	1	1:55.196	24.224	48.101	42.871	255.9	8:55.924	8	3	4:00.366	2:29.168	48.187	43.011	253.5	19:10.059	
5	1	1:54.640	23.891	47.723	43.026	257.1	10:50.564	9	3	1:54.243	23.982	47.529	42.732	256.5	21:04.302	
6	1	1:54.154	23.997	47.575	42.582	257.1	12:44.718	10	3	1:57.707	24.188	47.524	45.995	258.4	23:02.009	
7	1	1:54.872	24.100	47.530	43.242	259.0	14:39.590	11	3	1:59.987	23.781	47.702	48.504	257.8	25:01.996	
8	1	1:59.928	24.226	48.222	47.480	259.0	16:39.518	12	3	1:54.090	23.975	47.660	42.455	258.4	26:56.086	
9	1	1:59.633	24.273	48.520	46.840	258.4	18:39.151	13	3	1:57.957 B	23.917	47.737	46.303	258.4	28:54.043	
10	1	4:14.521	2:40.211	48.964	45.346	253.5	22:53.672	14	3	4:48.954	3:17.326	48.199	43.429	254.7	33:42.997	
11	1	1:57.147	24.665	48.173	44.309	257.1	24:50.819	15	3	1:54.682	24.397	47.687	42.598	256.5	35:37.679	
12	1	1:56.245	24.500	48.010	43.735	256.5	26:47.064	16	3	1:53.771	23.954	47.457	42.360	257.1	37:31.450	
13	1	1:58.610	24.517	48.852	45.241	254.1	28:45.674	17	3	1:56.008	23.918	47.351	44.739	257.8	39:27.458	
14	1	1:57.894	25.218	49.003	43.673	255.3	30:43.568	18	2	3:44.295	2:08.794	49.226	46.275	258.4	43:11.753	
15	1	1:57.743	25.293	48.589	43.861	258.4	32:41.311	19	2	1:56.071	24.664	47.659	43.748	257.8	45:07.824	
16	1	1:57.481	24.647	48.850	43.984	257.8	34:38.792	20	2	1:54.469	24.096	47.613	42.760	257.8	47:02.293	
17	1	1:55.974	24.549	47.987	43.438	256.5	36:34.766	21	2	1:54.255	23.963	47.460	42.832	257.8	48:56.548	
18	1	1:56.908	24.422	48.114	44.372	256.5	38:31.674	22	2	1:54.431	24.018	47.537	42.876	257.8	50:50.979	
19	1	1:57.773	25.904	48.098	43.771	257.1	40:29.447	23	2	1:54.804	24.032	47.686	43.086	257.8	52:45.783	
20	1	1:57.545	24.793	48.870	43.882	257.8	42:26.992	24	2	1:59.027 B	25.044	48.148	45.835	257.1	54:44.810	
21	1	1:59.958	24.425	48.142	47.391	257.1	44:26.950	25	1	17:03.188	...	59.452	47.784	190.8	1:11:47.998	
22	1	1:59.429	26.609	49.204	43.616	259.0	46:26.379	26	1	2:02.193	26.292	49.283	46.618	254.1	1:13:50.191	
23	1	2:00.605	24.524	47.880	48.201	257.1	48:26.984	27	1	1:57.923	25.463	48.516	43.944	254.7	1:15:48.114	
24	2	3:44.967	2:12.868	48.433	43.666	257.1	52:11.951	28	1	1:56.282	24.369	47.927	43.986	255.9	1:17:44.396	
25	2	1:55.158	24.252	47.692	43.214	258.4	54:07.109	29	1	1:56.392	24.439	48.123	43.830	256.5	1:19:40.788	
26	2	1:54.374	24.124	47.428	42.822	258.4	56:01.483	30	1	1:56.276	24.365	48.318	43.593	256.5	1:21:37.064	
27	2	1:54.277	24.104	47.374	42.799	259.0	57:55.760	31	1	2:07.196 B	25.189	49.329	52.678	249.4	1:23:44.260	
28	2	1:54.758	24.041	47.606	43.111	259.0	59:50.518	32	1	7:46.780	6:06.939	50.619	49.222	252.3	1:31:31.040	
29	2	2:14.689	25.234	54.131	55.324	232.8	1:02:05.207									
30	2	1:54.812	24.242	47.595	42.975	258.4	1:04:00.019									
31	2	1:54.310	24.003	47.419	42.888	257.8	1:05:54.329									
32	2	1:57.102	24.135	47.664	45.303	257.8	1:07:51.431									
33	3	3:35.531	1:55.992	50.564	48.975	238.9	1:11:26.962									
34	3	1:54.562	24.226	47.500	42.836	258.4	1:13:21.524									
35	3	1:57.419	24.042	47.696	45.681	258.4	1:15:18.943									
36	3	1:54.407	24.012	47.564	42.831	259.6	1:17:13.350									
37	3	1:54.735	24.077	47.948	42.710	259.0	1:19:08.085									
38	3	1:54.217	23.925	47.326	42.966	259.0	1:21:02.302									
39	3	1:54.582	23.993	47.448	43.141	260.9	1:22:56.884									
40	3	2:00.485	24.096	49.123	47.266	214.3	1:24:57.369									
41	3	1:54.118	24.180	47.346	42.592	259.0	1:26:51.487									
42	3	1:58.338	24.186	48.125	46.027	258.4	1:28:49.825									
43	3	1:53.912	23.992	47.275	42.645	259.6	1:30:43.737									
98	EBM		3. Marco SORENSEN			Aston Martin Vantage AMR GT3										
	1. Anderson TANOTO					GT										
		2. Brendon LEITCH														
1	1	3:13.891	1:27.443	57.631	48.817	210.1	3:13.891	5	1	3:32.361	1:45.299	59.990	47.072	183.7	3:32.361	
2	1	2:02.790	26.920	50.173	45.697	254.7	5:16.681	2	1	2:03.624	25.246	48.222	50.156	259.0	5:35.985	
3	1	1:58.447	25.482	49.177	43.788	255.3	7:15.128	3	1	1:59.051	24.769	47.967	46.315	261.5	7:35.036	
4	1	1:56.429	24.321	48.004	44.104	255.9	9:11.557	4	1	1:54.649	24.381	47.609	42.659	259.0	9:29.685	
								5	1	1:55.303	24.514	47.551	43.238	259.6	11:24.988	
								6	1	1:54.986	24.394	47.799	42.793	260.9	13:19.974	
								7	1	1:55.359	24.721	47.650	42.988	262.8	15:15.333	
								8	1	1:54.973	24.514	47.498	42.961	262.8	17:10.306	
								9	1	1:59.075	24.454	47.850	46.771	255.3	19:09.381	
								10	2	3:43.560	2:10.445	49.577	43.538	225.0	22:52.941	
								11	2	1:55.560	24.350	47.859	43.351	260.2	24:48.501	
								12	2	1:56.376	24.795	48.484	43.097	259.0	26:44.877	
								13	2	1:55.848	24.902	48.128	42.818	258.4	28:40.725	
								14	2	1:55.527	24.435	48.088	43.004	259.0	30:36.252	
								15	2	1:56.064	24.488	48.595	42.981	240.0	32:32.316	
								16	2	1:56.093	24.393	47.905	43.795	260.2	34:28.409	
								17	2	1:55.969	24.807	48.136	43.026	258.4	36:24.378	
								18	2	1:55.414	24.296	47.974	43.144	259.0	38:19.792	
								19	2	1:55.073	24.253	47.827	42.993	260.2	40:14.865	
								20	2	1:55.290	24.175	47.843	43.272	259.0	42:10.155	
								21	2	1:58.914	24.467	47.893	46.554	259.6	44:09.069	
								22	1	3:13.764	1:41.944	48.343	43.477	258.4	47:22.833	





Asian Le Mans Series 4 Hours of Abu Dhabi Free Practice 1

Sector Analysis

Lap under Red Flag Invalidated Lap ■ Personal Best ■ Session Best **B** Crossing the pit lane

Lap	D	Time	Sector 1	Sector 2	Sector 3	T. Spd	Elapsed	Lap	D	Time	Sector 1	Sector 2	Sector 3	T. Spd	Elapsed
23	1	1:56.541	24.648	47.945	43.948	259.6	49:19.374								
24	1	1:57.747	24.916	48.014	44.817	258.4	51:17.121								
25	1	1:56.489	24.752	48.164	43.573	260.2	53:13.610								
26	1	1:56.453	24.649	48.417	43.387	257.8	55:10.063								
27	1	1:57.208	24.597	48.368	44.243	259.0	57:07.271								
28	1	1:56.280	24.541	47.950	43.789	258.4	59:03.551								
29	1	1:56.490	24.544	48.292	43.654	260.2	1:01:00.041								
30	1	1:56.397	24.604	47.978	43.815	259.6	1:02:56.438								
31	1	1:59.787 B	24.803	48.256	46.728	260.2	1:04:56.225								
32	3	3:15.712	1:43.737	48.114	43.861	259.6	1:08:11.937								
33	3	1:56.393	24.405	48.597	43.391	256.5	1:10:08.330								
34	3	1:56.347	24.372	48.124	43.851	257.8	1:12:04.677								
35	3	1:55.933	24.553	47.844	43.536	260.2	1:14:00.610								
36	3	1:58.904 B	24.525	47.871	46.508	260.9	1:15:59.514								
37	3	4:51.964	3:19.810	48.268	43.886	255.9	1:20:51.478								
38	3	1:55.750	24.503	47.585	42.662	261.5	1:22:47.228								
39	3	1:55.026	24.257	47.790	42.979	259.6	1:24:42.254								
40	3	1:59.714	24.494	48.527	46.693	259.6	1:26:41.968								
41	3	1:59.182 B	24.335	47.667	47.180	260.2	1:28:41.150								

