

Asian Le Mans Series

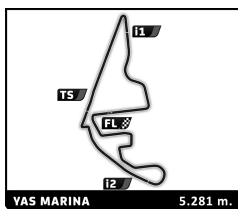
4 Hours of Abu Dhabi

Free Practice 2

Sector Analysis

Lap	D	Time	Sector 1	Sector 2	Sector 3	T. Spd	Elapsed	Lap	D	Time	Sector 1	Sector 2	Sector 3	T. Spd	Elapsed			
2	Climax Racing 1. Bihuang ZHOU 2. Elias SEPPANEN							Mercedes-AMG GT3 EVO GT	12	2	1:43.568	21.421	43.461	38.686	283.5	31:58.595		
	13	2	1:43.223	22.026	43.348	37.849	282.0		33:41.818									
	14	2	1:42.233	20.796	42.956	38.481	285.0		35:24.051									
	15	2	1:42.466	20.834	43.190	38.442	283.5		37:06.517									
	16	2	1:43.120	21.490	43.437	38.193	284.2		38:49.637									
	17	2	1:41.865	20.938	43.483	37.444	282.7		40:31.502									
	18	2	1:48.218 B	21.508	43.180	43.530	283.5		42:19.720									
	19	3	4:48.801	3:24.623	44.482	39.696	257.8		47:08.521									
	20	3	2:45.856 B	21.687	1:06.800	1:17.369	284.2		49:54.377									
	21	3	6:42.668	5:17.292	44.718	40.658	257.1		56:37.045									
	22	3	1:46.609	22.000	44.259	40.350	274.1		58:23.654									
	23	3	1:46.770	22.917	44.102	38.751	272.7		1:00:10.424									
	24	3	1:43.814	21.371	43.643	38.800	287.2		1:01:54.238									
	25	3	1:43.716	20.991	43.151	39.574	288.0		1:03:37.954									
	26	3	1:43.142	21.659	43.315	38.168	287.2		1:05:21.096									
	27	3	1:42.020	21.034	43.224	37.762	288.8		1:07:03.116									
	28	3	1:46.675 B	20.985	43.288	42.402	287.2		1:08:49.791									
	29	3	5:07.900	3:44.624	44.904	38.372	251.2		1:13:57.691									
	30	3	1:43.275	21.632	43.642	38.001	282.7		1:15:40.966									
	31	3	1:43.571	21.173	43.364	39.034	288.0		1:17:24.537									
	32	3	1:42.293	21.187	43.373	37.733	286.5		1:19:06.830									
	33	3	1:46.797 B	21.235	43.435	42.127	269.3		1:20:53.627									
	34	1	3:09.082	1:42.183	45.529	41.370	282.7		1:24:02.709									
	35	1	1:47.862	22.833	44.326	40.703	288.8		1:25:50.571									
	36	1	1:48.440	22.976	44.500	40.964	285.7		1:27:39.011									
	37	1	1:47.510	22.944	43.936	40.630	284.2		1:29:26.521									
	38	1	1:46.346	22.025	43.943	40.378	286.5		1:31:12.867									
	7	Graff Racing 1. Daniel FROST 2. James WINSLOW							Ligier JS P320 - Nissan LMP3	1	1	2:11.977	38.116	50.068	43.793	213.0	2:11.977	
		2	1	1:57.476	23.924	47.592	45.960			251.7	4:09.453							
		3	1	2:00.329	23.372	50.708	46.249			259.6	6:09.782							
		4	1	2:07.078	23.502	55.410	48.166			259.0	8:16.860							
		5	1	1:51.970	23.424	46.830	41.116			257.8	10:08.230							
		6	1	1:51.194	23.220	47.112	40.862			258.4	11:59.424							
		7	1	2:20.657 B	22.972	46.611	1:11.074			259.0	14:20.081							
		8	1	5:08.746	3:40.826	47.077	40.843			258.4	19:28.827							
		9	1	1:50.738	23.037	46.473	41.228			259.0	21:19.565							
		10	1	1:50.371	22.932	46.574	40.865			262.1	23:09.936							
11		1	1:54.478	24.672	47.950	41.856	259.6	25:04.414										
12		1	1:50.191	22.917	46.480	40.794	260.2	26:54.605										
13		1	1:50.849	23.123	46.742	40.984	264.1	28:45.454										
14		1	1:51.343	22.925	46.636	41.782	260.9	30:36.797										
15		1	1:50.405	22.843	46.561	41.001	262.1	32:27.202										
16		1	1:55.772 B	23.069	46.544	46.159	262.1	34:22.974										
17		3	4:36.514	3:04.446	48.800	43.268	254.7	38:59.488										
18		3	1:54.774	24.103	47.957	42.714	255.9	40:54.262										
19		3	1:52.490	23.734	47.039	41.717	257.8	42:46.752										
20		3	1:52.048	23.510	46.985	41.553	257.8	44:38.800										
21	3	1:52.435	23.301	47.161	41.973	259.0	46:31.235											
22	3	2:11.918	24.869	47.942	59.107	256.5	48:43.153											
23	3	3:58.763 B	53.656	1:47.336	1:17.771	78.1	52:41.916											
3	DKR Engineering 1. Georgios KOLOVOS 2. Laurents HÖRR							Oreca 07 - Gibson LMP2	1	2	2:18.178	50.656	47.218	40.304	207.3	2:18.178		
	2	2	1:44.307	21.533	43.723	39.051	276.2		4:02.485									
	3	2	1:46.359	22.727	44.111	39.521	282.0		5:48.844									
	4	2	1:43.749	21.716	43.635	38.398	279.1		7:32.593									
	5	2	1:44.320	21.079	43.457	39.784	282.7		9:16.913									
	6	2	1:49.518 B	21.836	43.624	44.058	283.5		11:06.431									
	7	2	7:07.455	5:43.124	44.851	39.480	252.9		18:13.886									
	8	2	1:44.553	21.565	43.526	39.462	277.6		19:58.439									
	9	2	1:43.225	21.851	43.293	38.081	284.2		21:41.664									
	10	2	1:46.166 B	21.293	43.214	41.659	285.7		23:27.830									
	11	2	6:47.197	5:20.104	47.152	39.941	233.8		30:15.027									



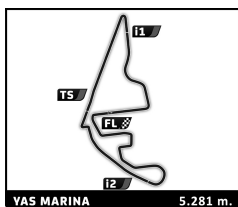


Asian Le Mans Series 4 Hours of Abu Dhabi Free Practice 2

Sector Analysis

Lap	D	Time	Sector 1	Sector 2	Sector 3	T. Spd	Elapsed	Lap	D	Time	Sector 1	Sector 2	Sector 3	T. Spd	Elapsed
24	2	4:47.248	3:16.620	48.675	41.953	241.1	57:29.164	36	1	2:05.239 B	25.524	48.743	50.972	255.9	1:30:58.822
25	2	1:54.223	23.469	47.641	43.113	254.1	59:23.387	9 GetSpeed 1. Anthony BARTONE 2. Steve JANS Mercedes-AMG GT3 EVO GT							
26	2	1:53.289	24.617	47.109	41.563	256.5	1:01:16.676								
27	2	1:51.741	23.220	46.930	41.591	259.0	1:03:08.417								
28	2	1:50.776	23.069	46.663	41.044	260.9	1:04:59.193								
29	2	1:52.032	23.717	47.133	41.182	259.6	1:06:51.225								
30	2	1:53.545	23.690	47.811	42.044	259.0	1:08:44.770								
31	2	1:57.047 B	23.182	46.164	47.701	258.4	1:10:41.817								
32	2	8:14.477	6:34.760	53.307	46.410	182.7	1:18:56.294								
33	2	2:06.369	24.554	55.529	46.286	169.5	1:21:02.663								
34	2	2:01.047	24.571	50.692	45.784	183.4	1:23:03.710								
35	2	1:56.274	23.621	49.541	43.112	193.5	1:24:59.984								
36	2	1:55.036	23.294	46.539	45.203	259.0	1:26:55.020								
37	2	1:54.316	23.884	47.762	42.670	256.5	1:28:49.336								
38	2	2:04.771 B	23.154	46.373	55.244	260.9	1:30:54.107								
8 Dragon Racing 1. Todd COLEMAN 2. Lorcan HANAFIN Ferrari 296 GT3 GT	1	2	3:00.227	1:19.037	54.238	46.952	168.2	3:00.227							
	2	2	1:58.769	25.161	49.329	44.279	232.3	4:58.996							
	3	2	2:00.078	24.985	48.778	46.315	252.9	6:59.074							
	4	2	1:55.260	24.404	47.972	42.884	256.5	8:54.334							
	5	2	2:11.214 B	25.092	56.242	49.880	193.5	11:05.548							
	6	3	5:42.167	2:47.770	1:46.629	1:07.768	80.3	16:47.715							
	7	3	1:57.602	25.429	48.758	43.415	254.1	18:45.317							
	8	3	1:55.460	24.362	48.095	43.003	255.9	20:40.777							
	9	3	1:55.867	24.297	48.047	43.523	256.5	22:36.644							
	10	3	1:58.655 B	24.992	48.186	45.477	256.5	24:35.299							
11	1	5:17.501	3:31.076	54.326	52.099	211.4	29:52.800								
12	1	2:03.238	26.705	50.094	46.439	249.4	31:56.038								
13	1	1:58.522	25.522	48.777	44.223	255.3	33:54.560								
14	1	1:57.577	25.025	48.613	43.939	254.7	35:52.137								
15	1	1:58.923	25.092	49.918	43.913	255.3	37:51.060								
16	1	1:57.283	24.940	48.756	43.587	255.9	39:48.343								
17	1	1:58.630	25.635	48.433	44.562	255.9	41:46.973								
18	1	1:59.485	25.112	48.592	45.781	254.1	43:46.458								
19	1	2:05.554 B	26.088	50.008	49.458	235.3	45:52.012								
20	2	10:56.832	9:24.998	48.831	43.003	251.2	56:48.844								
21	2	1:56.633	25.725	48.467	42.441	250.6	58:45.477								
22	2	1:54.675	24.039	48.131	42.505	254.7	1:00:40.152								
23	2	1:54.400	23.990	48.076	42.334	254.1	1:02:34.552								
24	2	1:54.912	24.342	48.067	42.503	254.1	1:04:29.464								
25	2	2:00.300	24.135	51.309	44.856	255.3	1:06:29.764								
26	2	1:54.566	24.082	48.019	42.465	254.7	1:08:24.330								
27	2	1:59.135 B	24.147	48.140	46.848	255.9	1:10:23.465								
28	1	4:27.278	2:51.954	49.392	45.932	254.1	1:14:50.743								
29	1	2:00.375	25.629	49.335	45.411	255.3	1:16:51.118								
30	1	2:00.911	25.764	49.672	45.475	254.1	1:18:52.029								
31	1	2:00.501	25.333	49.149	46.019	254.7	1:20:52.530								
32	1	1:59.418	25.430	49.252	44.736	255.9	1:22:51.948								
33	1	2:01.347	25.938	48.948	46.461	257.1	1:24:53.295								
34	1	1:59.483	25.509	49.089	44.885	254.7	1:26:52.778								
35	1	2:00.805	26.153	49.493	45.159	255.3	1:28:53.583								
10 Manthey 1. Antares AU 2. Klaus BACHLER Porsche 911 GT3 R GT	1	1	2:55.134	1:14.484	52.169	48.481	221.3	2:55.134							
	2	1	2:01.246	26.294	49.482	45.470	239.5	4:56.380							
	3	1	2:00.322 B	25.282	48.561	46.479	258.4	6:56.702							
	4	1	3:43.395	2:01.378	52.723	49.294	227.8	10:40.097							
	5	1	1:58.661	25.628	48.614	44.419	257.1	12:38.758							
	6	1	3:12.683	25.381	1:30.590	1:16.712	79.6	15:51.441							
	7	1	2:23.001	47.126	49.416	46.459	250.6	18:14.442							
	8	1	1:55.573	24.721	47.811	43.041	258.4	20:10.015							
	9	1	1:56.876	24.692	47.548	44.636	260.2	22:06.891							



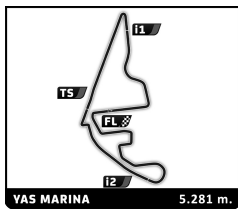


Asian Le Mans Series 4 Hours of Abu Dhabi Free Practice 2

Sector Analysis

Lap under Red Flag												Invalidated Lap		Personal Best		Session Best		B Crossing the pit lane	
Lap	D	Time	Sector 1	Sector 2	Sector 3	T. Spd	Elapsed	Lap	D	Time	Sector 1	Sector 2	Sector 3	T. Spd	Elapsed				
30	3	3:10.914	1:39.466	48.308	43.140	255.3	1:21:39.570	3	3	1:55.238	24.300	47.571	43.367	255.3	7:54.060				
31	3	1:55.271	24.511	48.105	42.655	252.9	1:23:34.841	4	3	1:54.768	24.216	47.607	42.945	254.7	9:48.828				
32	3	1:54.598	24.134	47.741	42.723	255.9	1:25:29.439	5	3	1:55.730	24.073	47.585	44.072	257.1	11:44.558				
33	3	1:54.977	24.444	47.742	42.791	255.9	1:27:24.416	6	3	2:09.778	23.974	47.506	58.298	259.0	13:54.336				
34	3	1:55.101	24.622	47.700	42.779	255.9	1:29:19.517	7	3	3:28.431	52.914	1:44.948	50.569	80.9	17:22.767				
35	3	1:55.150	24.127	47.700	43.323	256.5	1:31:14.667	8	3	1:54.376	24.079	47.411	42.886	256.5	19:17.143				
15 RLR M Sport Ligier JS P320 - Nissan LMP3 1. Nick ADCOCK 3. Chris SHORT 2. Ian AGUILERA								9 3 1:57.739 24.029 47.916 45.794 259.0 21:14.882											
1 1 2:45.196 59.109 55.349 50.738 180.0 2:45.196								10 3 1:56.793 24.187 47.599 45.007 259.0 23:11.675											
2 1 2:09.544 29.012 52.461 48.071 200.0 4:54.740								11 3 2:01.223 24.129 50.698 46.396 260.2 25:12.898											
3 1 1:59.185 25.346 49.114 44.725 235.8 6:53.925								12 3 1:53.957 24.044 47.426 42.487 257.8 27:06.855											
4 1 1:57.449 24.913 48.612 43.924 256.5 8:51.374								13 3 2:00.574 B 24.647 47.694 48.233 259.0 29:07.429											
5 1 1:55.943 24.729 47.787 43.427 260.2 10:47.317								14 1 4:15.960 2:44.251 48.491 43.218 244.3 33:23.389											
6 1 2:05.409 B 25.404 49.342 50.663 236.8 12:52.726								15 1 1:54.328 24.183 47.606 42.539 255.9 35:17.717											
7 1 5:47.482 4:11.960 50.368 45.154 224.5 18:40.208								16 1 1:54.046 23.885 47.371 42.790 257.1 37:11.763											
8 1 1:56.011 24.657 48.228 43.126 248.8 20:36.219								17 1 2:00.077 23.883 47.410 48.784 258.4 39:11.840											
9 1 1:55.143 24.215 47.669 43.259 262.8 22:31.362								18 1 1:54.366 24.099 47.478 42.789 257.8 41:06.206											
10 1 1:56.340 24.226 47.019 45.095 264.7 24:27.702								19 1 1:55.191 23.973 47.355 43.863 257.8 43:01.397											
11 1 1:52.712 23.897 47.120 41.695 261.5 26:20.414								20 1 1:58.744 24.111 47.712 46.921 259.6 45:00.141											
12 1 1:56.594 24.880 47.313 44.401 263.4 28:17.008								21 1 1:56.728 23.984 47.256 45.488 258.4 46:56.869											
13 1 1:52.164 23.884 46.690 41.590 264.1 30:09.172								22 1 2:37.982 B 23.917 58.021 1:16.044 257.1 49:34.851											
14 1 1:58.260 B 23.674 46.690 47.896 264.1 32:07.432								23 2 7:58.997 6:26.530 48.292 44.175 253.5 57:33.848											
15 2 3:39.086 2:10.364 47.387 41.335 260.2 35:46.518								24 2 1:56.636 24.656 48.343 43.637 255.9 59:30.484											
16 2 1:49.853 23.058 46.307 40.488 263.4 37:36.371								25 2 1:56.068 24.377 48.239 43.452 254.7 1:01:26.552											
17 2 1:49.635 22.888 46.227 40.520 264.7 39:26.006								26 2 1:56.004 24.713 47.967 43.324 257.1 1:03:22.556											
18 2 1:51.074 23.945 46.329 40.800 266.7 41:17.080								27 2 1:55.517 24.307 47.903 43.307 256.5 1:05:18.073											
19 2 1:54.473 B 23.134 46.309 45.030 266.7 43:11.553								28 2 1:55.360 24.329 47.760 43.271 256.5 1:07:13.433											
20 2 3:01.757 1:32.129 47.522 42.106 262.1 46:13.310								29 2 1:55.319 24.269 47.807 43.243 256.5 1:09:08.752											
21 2 1:56.534 23.133 46.661 46.740 264.1 48:09.844								30 2 1:54.943 24.163 47.861 42.919 256.5 1:11:03.695											
22 2 3:46.325 B 53.764 1:45.548 1:07.013 79.5 51:56.169								31 2 1:56.144 24.311 48.149 43.684 253.5 1:12:59.839											
23 3 4:47.959 3:14.138 48.792 45.029 252.3 56:44.128								32 2 1:55.633 24.401 48.162 43.070 256.5 1:14:55.472											
24 3 2:19.385 B 39.356 49.997 50.032 246.6 59:03.513								33 2 1:55.992 24.413 47.974 43.605 257.1 1:16:51.464											
25 3 5:08.409 3:35.673 48.759 43.977 255.3 1:04:11.922								34 2 1:57.378 25.568 48.102 43.708 257.1 1:18:48.842											
26 3 1:57.753 24.806 48.495 44.452 251.2 1:06:09.675								35 2 2:02.097 B 24.309 47.953 49.835 256.5 1:20:50.939											
27 3 1:58.082 24.546 47.790 45.746 256.5 1:08:07.757								19 Blackthorn Aston Martin Vantage AMR GT3 1. Giacomo PETROBELLI 3. Charles BATEMAN 2. Jonathan ADAM GT											
28 3 1:57.589 24.666 48.660 44.263 255.9 1:10:05.346								1 1 3:27.995 1:46.366 53.967 47.662 216.9 3:27.995											
29 3 1:59.912 25.001 49.332 45.579 258.4 1:12:05.258								2 1 2:01.844 25.504 48.716 47.624 251.2 5:29.839											
30 3 1:59.318 25.066 49.400 44.852 257.8 1:14:04.576								3 1 1:57.812 24.979 48.101 44.732 259.0 7:27.651											
31 3 1:55.267 24.324 47.540 43.403 260.2 1:15:59.843								4 1 1:55.025 24.060 47.868 43.097 258.4 9:22.676											
32 3 1:55.199 24.449 47.690 43.060 261.5 1:17:55.042								5 1 1:57.447 25.570 48.045 43.832 257.8 11:20.123											
33 3 1:55.477 24.241 47.663 43.573 257.1 1:19:50.519								6 1 2:03.479 24.223 47.539 51.717 259.6 13:23.602											
34 3 1:54.949 24.221 47.387 43.341 260.9 1:21:45.468								7 1 3:42.484 53.577 1:45.518 1:03.389 79.8 17:06.086											
35 3 1:55.810 24.243 47.376 44.191 261.5 1:23:41.278								8 1 1:55.735 24.420 48.259 43.056 257.1 19:01.821											
36 3 1:55.543 24.244 48.150 43.149 257.8 1:25:36.821								9 1 1:55.250 24.296 47.685 43.269 257.1 20:57.071											
37 3 1:54.438 24.005 47.363 43.070 260.2 1:27:31.259								10 1 2:09.269 B 24.339 53.148 51.782 204.5 23:06.340											
38 3 1:55.097 24.113 47.458 43.526 261.5 1:29:26.356								11 2 7:28.484 5:47.616 53.903 46.965 234.8 30:34.824											
39 3 1:54.438 24.357 47.178 42.903 262.8 1:31:20.794								12 2 1:55.252 24.247 48.223 42.782 253.5 32:30.076											
16 Winward Racing Mercedes-AMG GT3 EVO GT 1. Mauro ENGEL 3. Sergey STOLYAROV 2. Viktor SHAYTAR								13 2 1:54.810 23.990 47.773 43.047 259.6 34:24.886											
1 3 3:58.869 2:14.647 53.651 50.571 244.3 3:58.869								14 2 1:56.573 24.301 47.505 44.767 259.6 36:21.459											
2 3 1:59.953 25.780 49.362 44.811 255.9 5:58.822								15 2 1:53.713 23.905 47.239 42.569 257.1 38:15.172											
								16 2 1:53.746 24.034 47.352 42.360 259.0 40:08.918											
								17 2 1:57.510 B 24.089 47.673 45.748 257.1 42:06.428											



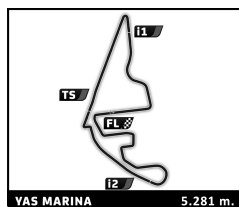


Asian Le Mans Series 4 Hours of Abu Dhabi Free Practice 2

Sector Analysis

Lap under Red Flag													Invalidated Lap	Personal Best	Session Best	B Crossing the pit lane
Lap	D	Time	Sector 1	Sector 2	Sector 3	T. Spd	Elapsed	Lap	D	Time	Sector 1	Sector 2	Sector 3	T. Spd	Elapsed	
18	3	3:05.275	1:32.620	48.855	43.800	255.9	45:11.703	32	2	1:44.066	21.435	43.603	39.028	291.1	1:11:49.917	
19	3	1:56.513	24.735	48.010	43.768	257.1	47:08.216	33	2	1:44.645	21.340	43.320	39.985	289.5	1:13:34.562	
20	3	2:51.469 B	24.589	1:09.699	1:17.181	254.7	49:59.685	34	2	1:43.603	21.028	43.435	39.140	288.8	1:15:18.165	
21	3	6:14.211	4:41.278	48.869	44.064	254.1	56:13.896	35	2	1:49.068 B	22.481	43.643	42.944	288.8	1:17:07.233	
22	3	1:56.875	25.923	48.223	43.629	257.1	58:10.771	36	3	3:33.347	2:10.668	43.947	38.732	289.5	1:20:40.580	
23	3	1:56.379	24.415	47.944	44.020	257.1	1:00:07.150	37	3	1:44.343	21.145	43.563	39.635	290.3	1:22:24.923	
24	3	1:56.229	24.252	47.994	43.983	258.4	1:02:03.379	38	3	1:45.285	21.112	43.502	40.671	289.5	1:24:10.208	
25	3	1:56.731	24.385	48.064	44.282	252.9	1:04:00.110	39	3	1:46.044	23.350	43.779	38.915	290.3	1:25:56.252	
26	3	1:56.116	24.477	48.014	43.625	247.7	1:05:56.226	40	3	1:42.884	20.805	43.430	38.649	289.5	1:27:39.136	
27	3	1:55.857	24.523	47.930	43.404	259.6	1:07:52.083	41	3	1:45.602	22.120	43.500	39.982	289.5	1:29:24.738	
28	3	1:55.930	24.420	48.023	43.487	257.8	1:09:48.013	42	3	1:42.070	20.852	43.213	38.005	290.3	1:31:06.808	
29	3	2:01.103 B	25.221	48.962	46.920	250.0	1:11:49.116	21 Car Collection Motorsport Porsche 911 GT3 R GT								
30	1	3:18.240	1:45.487	48.842	43.911	256.5	1:15:07.356	1. HASH 3.Yannick METTLER								
31	1	1:57.121	24.900	48.319	43.902	257.8	1:17:04.477	2.Alex FONTANA								
32	1	1:56.527	24.543	47.957	44.027	259.0	1:19:01.004	1	1	3:04.848	1:15.158	57.608	52.082	158.8	3:04.848	
33	1	1:57.659	24.938	48.515	44.306	259.6	1:20:58.663	2	1	2:05.421	28.475	50.887	46.059	217.7	5:10.269	
34	1	1:55.474	24.281	47.830	43.363	259.6	1:22:54.137	3	1	2:01.697	25.755	49.683	46.259	251.7	7:11.966	
35	1	1:59.642 B	24.769	48.113	46.760	260.9	1:24:53.779	4	1	1:59.052	25.623	48.662	44.767	257.1	9:11.018	
36	3	3:31.615 B	1:34.392	48.531	1:08.692	255.9	1:28:25.394	5	1	1:58.789	25.618	48.547	44.624	257.8	11:09.807	
20 Algarve Pro Racing Oreca 07 - Gibson LMP2							1.Kriton LENTOUDIS 3.Alex QUINN									
2.Olli CALDWELL																
1	1	2:36.343	55.501	52.965	47.877	178.5	2:36.343	6	1	1:58.880	25.362	48.644	44.874	257.1	13:08.687	
2	1	1:54.270	23.828	46.659	43.783	231.3	4:30.613	7	1	3:38.521	44.103	1:46.634	1:07.784	79.6	16:47.208	
3	1	1:50.067	23.321	45.600	41.146	287.2	6:20.680	8	1	1:59.784	25.769	49.592	44.423	256.5	18:46.992	
4	1	1:48.026	22.212	44.465	41.349	275.5	8:08.706	9	1	1:58.566	25.427	48.527	44.612	259.6	20:45.558	
5	1	1:52.287	22.610	47.717	41.960	194.9	10:00.993	10	1	1:58.100	25.313	48.461	44.326	257.1	22:43.658	
6	1	1:50.459	22.588	44.987	42.884	274.1	11:51.452	11	1	1:57.730	25.112	48.279	44.339	257.8	24:41.388	
7	1	2:07.232	22.629	44.758	59.845	272.7	13:58.684	12	1	2:02.569 B	25.501	49.364	47.704	253.5	26:43.957	
8	1	3:23.397	54.491	1:42.958	45.948	79.1	17:22.081	13	1	3:31.981	1:56.887	49.952	45.142	254.1	30:15.938	
9	1	1:52.323	23.142	44.994	44.187	280.5	19:14.404	14	1	2:00.389	25.815	49.067	45.507	255.3	32:16.327	
10	1	1:51.479	24.226	44.853	42.400	282.7	21:05.883	15	1	1:58.949	25.716	48.766	44.467	256.5	34:15.276	
11	1	1:51.432	24.541	45.651	41.240	282.7	22:57.315	16	1	2:00.984	26.979	49.266	44.739	256.5	36:16.260	
12	1	1:53.740 B	22.425	44.893	46.422	288.0	24:51.055	17	1	1:58.785	25.593	48.870	44.322	255.9	38:15.045	
13	3	3:39.036	2:15.067	44.644	39.325	284.2	28:30.091	18	1	2:03.312 B	25.878	48.770	48.664	256.5	40:18.357	
14	3	1:45.822	22.651	43.943	39.228	288.8	30:15.913	19	3	3:06.198	1:33.339	48.994	43.865	251.7	43:24.555	
15	3	1:44.131	21.159	43.574	39.398	289.5	32:00.044	20	3	1:55.440	24.617	47.997	42.826	255.9	45:19.995	
16	3	1:42.110	21.405	43.549	38.156	290.3	33:43.154	21	3	1:55.246	24.273	48.198	42.675	254.7	47:15.241	
17	3	1:43.338	20.848	43.560	38.930	280.5	35:26.492	22	3	3:05.398 B	24.406	1:22.652	1:18.340	79.8	50:20.639	
18	3	1:43.607	21.498	43.318	38.791	289.5	37:10.099	23	3	6:18.472	4:46.069	48.849	43.554	254.7	56:39.111	
19	3	1:43.015	21.165	43.842	38.008	291.1	38:53.114	24	3	1:54.567	24.372	47.567	42.628	255.9	58:33.678	
20	3	1:42.078	20.854	43.419	37.805	289.5	40:35.192	25	3	1:54.970	24.367	47.658	42.945	258.4	1:00:28.648	
21	3	1:43.742	20.826	43.316	39.600	290.3	42:18.934	26	3	1:58.913	24.508	49.024	45.381	240.5	1:02:27.561	
22	3	1:43.043	20.830	43.879	38.334	287.2	44:01.977	27	3	1:54.508	24.242	47.631	42.635	257.8	1:04:22.069	
23	3	1:43.203	20.830	43.369	39.004	290.3	45:45.180	28	3	1:58.156	24.186	47.694	46.276	259.6	1:06:20.225	
24	3	1:46.733 B	21.773	43.406	41.554	288.8	47:31.913	29	3	1:56.450	24.461	47.697	44.292	258.4	1:08:16.675	
25	2	12:07.857	...	46.006	38.971	253.5	59:39.770	30	3	1:55.480	24.099	47.544	43.837	258.4	1:10:12.155	
26	2	1:43.091	21.044	43.541	38.506	289.5	1:01:22.861	31	3	1:54.166	24.131	47.349	42.686	259.0	1:12:06.321	
27	2	1:43.423	21.089	43.625	38.709	288.8	1:03:06.284	32	3	1:56.713	24.604	48.858	43.251	248.3	1:14:03.034	
28	2	1:45.204	22.501	43.962	38.741	288.0	1:04:51.488	33	3	1:54.949	24.059	47.892	42.998	256.5	1:15:57.983	
29	2	1:44.908	22.287	44.184	38.437	279.1	1:06:36.396	34	3	1:54.676	24.180	47.711	42.785	257.8	1:17:52.659	
30	2	1:44.591	21.134	43.646	39.811	287.2	1:08:20.987	35	3	1:55.472	24.547	48.290	42.635	256.5	1:19:48.131	
31	2	1:44.864	21.628	43.623	39.613	288.8	1:10:05.851	36	3	1:58.147 B	24.432	47.741	45.974	257.1	1:21:46.278	
								37	2	3:00.190	1:29.600	47.908	42.682	257.8	1:24:46.468	
								38	2	1:54.490	24.348	47.607	42.535	259.0	1:26:40.958	
								39	2	1:53.942	24.102	47.428	42.412	257.8	1:28:34.900	





Asian Le Mans Series

4 Hours of Abu Dhabi

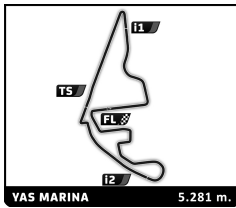
Free Practice 2

Sector Analysis

Lap under Red Flag Invalidated Lap Personal Best Session Best Crossing the pit lane

Lap	D	Time	Sector 1	Sector 2	Sector 3	T. Spd	Elapsed	Lap	D	Time	Sector 1	Sector 2	Sector 3	T. Spd	Elapsed
40	2	2:22.250 B	25.178	58.981	58.091	189.1	1:30:57.150	7	3	2:45.074	54.107	1:07.443	43.524	203.4	17:55.084
22	Proton Competition 1. Giorgio RODA 2. Vladislav LOMKO		3. Tom DILLMANN		Oreca 07 - Gibson LMP2			8	3	1:53.774	23.903	47.680	42.191	254.1	19:48.858
1	1	2:09.718	39.328	47.904	42.486	232.3	2:09.718	9	3	1:58.469	23.919	48.758	45.792	255.3	21:47.327
2	1	1:47.648	22.248	44.285	41.115	273.4	3:57.366	10	3	1:53.363	23.965	47.588	41.810	255.9	23:40.690
3	1	1:44.258	21.499	43.742	39.017	279.8	5:41.624	11	3	1:57.545 B	23.799	47.705	46.041	255.9	25:38.235
4	1	1:43.727	21.413	43.319	38.995	286.5	7:25.351	12	1	4:24.844	2:52.052	48.866	43.926	252.9	30:03.079
5	1	1:44.942	21.884	43.502	39.556	285.0	9:10.293	13	1	1:56.949	24.726	48.665	43.558	253.5	32:00.028
6	1	1:43.601	21.325	43.565	38.711	287.2	10:53.894	14	1	1:56.586	24.303	48.258	44.025	255.3	33:56.614
7	1	1:44.706	22.024	43.486	39.196	288.0	12:38.600	15	1	1:56.283	24.561	48.298	43.424	255.9	35:52.897
8	1	3:05.755 B	21.518	1:25.894	1:18.343	79.1	15:44.355	16	1	1:56.485	24.625	48.790	43.070	253.5	37:49.382
9	2	5:01.291	3:35.244	45.299	40.748	266.0	20:45.646	17	1	1:55.716	24.210	48.103	43.403	254.1	39:45.098
10	2	1:45.782	21.891	43.992	39.899	277.6	22:31.428	18	1	1:56.251	24.399	48.405	43.447	254.1	41:41.349
11	2	1:44.976	21.316	43.856	39.804	281.2	24:16.404	19	1	1:56.427	24.530	48.647	43.250	255.9	43:37.776
12	2	1:43.446	20.996	43.409	39.041	284.2	25:59.850	20	1	1:56.438	24.561	48.590	43.287	254.7	45:34.214
13	2	1:42.215	20.863	43.162	38.190	286.5	27:42.065	21	1	1:56.468	24.372	48.392	43.704	254.1	47:30.682
14	2	1:43.521	21.527	43.210	38.784	286.5	29:25.586	22	1	3:20.434 B	24.656	1:39.196	1:16.582	79.9	50:51.116
15	2	1:47.210 B	21.645	43.429	42.136	281.2	31:12.796	23	1	6:05.134	4:32.361	48.897	43.876	252.3	56:56.250
16	2	5:35.489	4:12.459	43.937	39.093	272.7	36:48.285	24	1	1:57.157	25.306	48.398	43.453	252.3	58:53.407
17	2	1:42.473	20.919	43.375	38.179	279.8	38:30.758	25	1	1:56.949	24.603	48.439	43.907	254.7	1:00:50.356
18	2	1:44.280	21.424	43.469	39.387	284.2	40:15.038	26	1	1:57.356	25.096	48.613	43.647	254.7	1:02:47.712
19	2	1:43.139	21.121	43.527	38.491	265.4	41:58.177	27	1	1:56.488	24.727	48.353	43.408	257.8	1:04:44.200
20	2	1:46.779	20.877	44.066	41.836	271.4	43:44.956	28	1	1:56.765	24.448	48.199	44.118	254.7	1:06:40.965
21	2	1:42.088	20.792	43.453	37.843	281.2	45:27.044	29	1	1:56.784	24.624	48.409	43.751	254.7	1:08:37.749
22	2	1:42.990	20.916	43.377	38.697	280.5	47:10.034	30	1	1:56.331	24.504	48.423	43.404	254.7	1:10:34.080
23	2	2:45.637 B	22.002	1:06.306	1:17.329	284.2	49:55.671	31	1	1:56.255	24.513	48.423	43.319	255.9	1:12:30.335
24	3	6:19.040	4:53.757	44.386	40.897	269.3	56:14.711	32	1	1:55.985	24.353	48.150	43.482	255.3	1:14:26.320
25	3	1:46.289	22.424	43.512	40.353	282.7	58:01.000	33	1	1:56.166	24.477	48.277	43.412	256.5	1:16:22.486
26	3	1:44.079	22.244	43.457	38.378	285.7	59:45.079	34	1	1:56.429	24.905	48.231	43.293	255.9	1:18:18.915
27	3	1:42.577	20.957	43.222	38.398	286.5	1:01:27.656	35	1	1:56.619	24.536	48.725	43.358	251.2	1:20:15.534
28	3	1:43.163	21.592	43.386	38.185	288.0	1:03:10.819	36	1	1:56.874	25.139	48.356	43.379	258.4	1:22:12.408
29	3	1:45.243	21.165	43.598	40.480	287.2	1:04:56.062	37	1	1:58.417	24.878	49.488	44.051	257.8	1:24:10.825
30	3	1:48.050 B	20.982	43.616	43.452	288.8	1:06:44.112	38	1	1:59.141 B	24.422	48.667	46.052	254.1	1:26:09.966
31	3	3:54.985	2:28.494	44.475	42.016	260.9	1:10:39.097	24	Nielsen Racing 1. Naveen RAO 2. Matthew BELL		3. Nicky CATSBURG		Oreca 07 - Gibson LMP2		
32	3	1:44.295	21.482	44.110	38.703	283.5	1:12:23.392	1	1	2:45.244	1:03.578	52.993	48.673	181.5	2:45.244
33	3	1:48.733 B	21.250	43.427	44.056	287.2	1:14:12.125	2	1	1:51.731	25.322	45.306	41.103	260.9	4:36.975
34	1	6:40.261	5:14.315	45.019	40.927	244.3	1:20:52.386	3	1	1:47.683	23.549	44.340	39.794	278.4	6:24.658
35	1	1:44.323	21.335	43.700	39.288	281.2	1:22:36.709	4	1	1:45.496	22.119	43.669	39.708	288.8	8:10.154
36	1	1:46.014	21.592	44.253	40.169	285.7	1:24:22.723	5	1	1:49.429	21.802	46.739	40.888	202.2	9:59.583
37	1	1:45.997	21.311	44.167	40.519	274.1	1:26:08.720	6	1	1:45.212	21.466	43.649	40.097	289.5	11:44.795
38	1	1:48.214	22.867	44.452	39.895	285.7	1:27:56.934	7	1	2:04.321 B	21.654	44.392	58.275	237.9	13:49.116
39	1	1:44.827	22.139	43.627	39.061	286.5	1:29:41.761	8	3	4:41.805	3:15.164	44.982	41.659	240.5	18:30.921
40	1	1:44.934	21.258	43.723	39.953	286.5	1:31:26.695	9	3	1:47.849	22.494	43.492	41.863	286.5	20:18.770
23	Absolute Racing 1. Carl Wattana BENNETT 2. Gregory BENNETT		3. Chris VAN DER DRIFT		Ferrari 296 GT3 GT			10	3	1:44.177	20.850	43.817	39.510	289.5	22:02.947
1	3	2:52.749	1:15.074	52.265	45.410	198.5	2:52.749	11	3	1:45.545	22.389	43.275	39.881	291.9	23:48.492
2	3	1:57.890	25.444	48.788	43.658	252.9	4:50.639	12	3	1:44.340	20.998	42.968	40.374	290.3	25:32.832
3	3	1:55.245	24.374	47.982	42.889	254.7	6:45.884	13	3	1:48.490	21.349	43.605	43.536	294.3	27:21.322
4	3	1:58.116 B	24.368	48.050	45.698	257.8	8:44.000	14	3	1:41.849	20.764	42.954	38.131	291.9	29:03.171
5	3	3:31.374	1:49.376	54.604	47.394	171.4	12:15.374	15	3	1:46.832	22.599	43.117	41.116	293.5	30:50.003
6	3	2:54.636	25.826	1:11.903	1:16.907	220.4	15:10.010	16	3	1:41.536	20.655	42.886	37.995	293.5	32:31.539
								17	3	1:52.371 B	22.546	43.920	45.905	266.7	34:23.910
								18	3	5:49.489	4:23.367	43.839	42.283	277.6	40:13.399



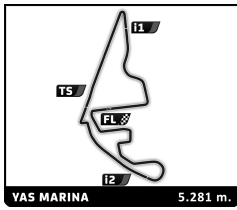


Asian Le Mans Series 4 Hours of Abu Dhabi Free Practice 2

Sector Analysis

								Lap under Red Flag							Invalidated Lap							Personal Best							Session Best							B Crossing the pit lane																																																																																																																																																																																																																																																																																																																																																																																																																																																																											
Lap	D	Time	Sector 1	Sector 2	Sector 3	T. Spd	Elapsed	Lap	D	Time	Sector 1	Sector 2	Sector 3	T. Spd	Elapsed	Lap	D	Time	Sector 1	Sector 2	Sector 3	T. Spd	Elapsed	Lap	D	Time	Sector 1	Sector 2	Sector 3	T. Spd	Elapsed																																																																																																																																																																																																																																																																																																																																																																																																																																																																																
27 Optimum Motorsport 1.Andrew GILBERT 3.Benji GOETHE 2.Fran RUEDA McLaren 720S GT3 GT								10	1	2:02.424	24.309	47.945	50.170	253.5	22:25.891	11	1	2:00.516	B 24.257	49.271	46.988	252.9	24:26.407	12	2	3:14.479	1:41.758	48.793	43.928	251.2	27:40.886	13	2	1:56.546	24.687	48.540	43.319	251.7	29:37.432	14	2	1:55.896	24.178	48.406	43.312	252.3	31:33.328	15	2	1:55.014	24.032	48.076	42.906	252.9	33:28.342	16	2	1:55.407	23.989	48.261	43.157	252.3	35:23.749	17	2	1:55.164	23.977	48.024	43.163	253.5	37:18.913	18	2	1:57.361	24.048	48.326	44.987	252.3	39:16.274	19	2	1:55.391	24.035	48.438	42.918	252.3	41:11.665	20	2	1:57.191	24.226	49.208	43.757	254.1	43:08.856	21	2	1:56.235	24.428	48.838	42.969	251.7	45:05.091	22	2	1:59.948	B 24.151	48.549	47.248	251.2	47:05.039	23	2	9:45.882	B 8:10.497	49.178	46.207	250.0	56:50.921	24	3	3:46.462	2:09.367	53.943	43.152	239.5	1:00:37.383	25	3	1:54.751	24.185	47.982	42.584	253.5	1:02:32.134	26	3	1:55.929	23.983	47.952	43.994	256.5	1:04:28.063	27	3	1:56.035	24.117	47.798	44.120	255.3	1:06:24.098	28	3	1:54.592	24.149	48.027	42.416	253.5	1:08:18.690	29	3	1:54.461	24.000	48.031	42.430	256.5	1:10:13.151	30	3	1:54.409	24.114	47.938	42.357	255.9	1:12:07.560	31	3	2:00.483	B 24.072	49.516	46.895	237.9	1:14:08.043	32	1	3:12.249	1:39.164	49.003	44.082	253.5	1:17:20.292	33	1	1:59.564	24.946	48.678	45.940	254.1	1:19:19.856	34	1	1:56.631	24.719	48.379	43.533	253.5	1:21:16.487	35	1	1:56.409	24.513	48.346	43.550	252.9	1:23:12.896	36	1	1:56.346	24.694	48.186	43.466	252.3	1:25:09.242	37	1	1:57.465	25.330	48.476	43.659	252.9	1:27:06.707	38	1	1:56.653	24.626	48.479	43.548	252.3	1:29:03.360	39	1	1:56.137	24.470	48.319	43.348	252.3	1:30:59.497	28 AF Corse 1.Massimiliano WISER 3.Davide RIGON 2.Manuel FRANCO Ferrari 296 GT3 GT								1	2	1:59.259	33.836	45.503	39.920	260.9	1:59.259	2	2	1:47.301	21.732	45.572	39.997	240.0	3:46.560	3	2	1:44.170	21.709	43.794	38.667	276.2	5:30.730	4	2	1:45.634	22.142	44.781	38.711	275.5	7:16.364	5	2	1:48.446	B 22.483	44.331	41.632	288.0	9:04.810	6	2	3:26.165	1:59.031	45.949	41.185	237.4	12:30.975	7	2	2:50.964	22.775	1:11.517	1:16.672	166.9	15:21.939	8	2	2:26.326	53.570	53.145	39.611	259.0	17:48.265	9	2	1:45.187	22.068	43.881	39.238	262.8	19:33.452	10	2	1:43.203	21.333	43.062	38.808	282.7	21:16.655	11	2	1:43.119	21.564	43.086	38.469	288.8	22:59.774	12	2	1:42.045	20.722	43.131	38.192	288.8	24:41.819	13	2	1:42.192	20.879	43.285	38.028	287.2	26:24.011	14	2	1:41.561	21.060	43.040	37.461	291.1	28:05.572	15	2	1:41.937	20.599	42.901	38.437	292.7	29:47.509	16	2	1:40.800	20.561	42.781	37.458	291.1	31:28.309	17	2	1:42.676	20.631	42.707	39.338	292.7	33:10.985	18	2	1:43.430	22.611	42.977	37.842	289.5	34:54.415	19	2	1:42.777	21.987	42.969	37.821	290.3	36:37.192	20	2	1:42.187	21.299	42.762	38.126	290.3	38:19.379	29 AF Corse 1.Massimiliano WISER 3.Davide RIGON 2.Manuel FRANCO Ferrari 296 GT3 GT								1	1	2:51.319	1:05.104	56.964	49.251	198.5	2:51.319	2	1	2:06.569	27.054	51.055	48.460	249.4	4:57.888	3	1	2:03.003	25.111	51.696	46.196	252.9	7:00.891	4	1	1:55.581	24.478	48.240	42.863	252.9	8:56.472	5	1	1:55.604	24.345	48.204	43.055	251.7	10:52.076	6	1	1:55.893	24.580	48.029	43.284	253.5	12:47.969	7	1	3:22.157	24.252	1:41.425	1:16.480	80.0	16:10.126	8	1	2:12.253	36.926	48.659	46.668	252.3	18:22.379	9	1	2:01.088	24.174	49.239	47.675	251.7	20:23.467
28 AF Corse 1.Massimiliano WISER 3.Davide RIGON 2.Manuel FRANCO Ferrari 296 GT3 GT								1	2	1:59.259	33.836	45.503	39.920	260.9	1:59.259	2	2	1:47.301	21.732	45.572	39.997	240.0	3:46.560	3	2	1:44.170	21.709	43.794	38.667	276.2	5:30.730	4	2	1:45.634	22.142	44.781	38.711	275.5	7:16.364	5	2	1:48.446	B 22.483	44.331	41.632	288.0	9:04.810	6	2	3:26.165	1:59.031	45.949	41.185	237.4	12:30.975	7	2	2:50.964	22.775	1:11.517	1:16.672	166.9	15:21.939	8	2	2:26.326	53.570	53.145	39.611	259.0	17:48.265	9	2	1:45.187	22.068	43.881	39.238	262.8	19:33.452	10	2	1:43.203	21.333	43.062	38.808	282.7	21:16.655	11	2	1:43.119	21.564	43.086	38.469	288.8	22:59.774	12	2	1:42.045	20.722	43.131	38.192	288.8	24:41.819	13	2	1:42.192	20.879	43.285	38.028	287.2	26:24.011	14	2	1:41.561	21.060	43.040	37.461	291.1	28:05.572	15	2	1:41.937	20.599	42.901	38.437	292.7	29:47.509	16	2	1:40.800	20.561	42.781	37.458	291.1	31:28.309	17	2	1:42.676	20.631	42.707	39.338	292.7	33:10.985	18	2	1:43.430	22.611	42.977	37.842	289.5	34:54.415	19	2	1:42.777	21.987	42.969	37.821	290.3	36:37.192	20	2	1:42.187	21.299	42.762	38.126	290.3	38:19.379	29 AF Corse 1.Massimiliano WISER 3.Davide RIGON 2.Manuel FRANCO Ferrari 296 GT3 GT								1	1	2:51.319	1:05.104	56.964	49.251	198.5	2:51.319	2	1	2:06.569	27.054	51.055	48.460	249.4	4:57.888	3	1	2:03.003	25.111	51.696	46.196	252.9	7:00.891	4	1	1:55.581	24.478	48.240	42.863	252.9	8:56.472	5	1	1:55.604	24.345	48.204	43.055	251.7	10:52.076	6	1	1:55.893	24.580	48.029	43.284	253.5	12:47.969	7	1	3:22.157	24.252	1:41.425	1:16.480	80.0	16:10.126	8	1	2:12.253	36.926	48.659	46.668	252.3	18:22.379	9	1	2:01.088	24.174	49.239	47.675	251.7	20:23.467																																																																																																																																																																																																																																																								
29 AF Corse 1.Massimiliano WISER 3.Davide RIGON 2.Manuel FRANCO Ferrari 296 GT3 GT								1	1	2:51.319	1:05.104	56.964	49.251	198.5	2:51.319	2	1	2:06.569	27.054	51.055	48.460	249.4	4:57.888	3	1	2:03.003	25.111	51.696	46.196	252.9	7:00.891	4	1	1:55.581	24.478	48.240	42.863	252.9	8:56.472	5	1	1:55.604	24.345	48.204	43.055	251.7	10:52.076	6	1	1:55.893	24.580	48.029	43.284	253.5	12:47.969	7	1	3:22.157	24.252	1:41.425	1:16.480	80.0	16:10.126	8	1	2:12.253	36.926	48.659	46.668	252.3	18:22.379	9	1	2:01.088	24.174	49.239	47.675	251.7	20:23.467																																																																																																																																																																																																																																																																																																																																																																																																																																





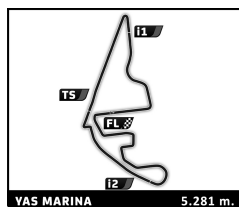
Asian Le Mans Series
4 Hours of Abu Dhabi
Free Practice 2

Sector Analysis

Lap under Red Flag Invalidated Lap Personal Best Session Best B Crossing the pit lane

Lap	D	Time	Sector 1	Sector 2	Sector 3	T. Spd	Elapsed	Lap	D	Time	Sector 1	Sector 2	Sector 3	T. Spd	Elapsed
21	2	1:42.271	21.749	42.825	37.697	291.1	40:01.650	24	1	1:55.647	24.219	48.016	43.412	257.8	1:02:51.660
22	2	1:44.174	20.698	43.738	39.738	280.5	41:45.824	25	1	1:56.165	24.130	48.567	43.468	255.9	1:04:47.825
23	2	1:41.809	21.001	42.975	37.833	291.9	43:27.633	26	1	1:57.766	24.067	48.752	44.947	255.9	1:06:45.591
24	2	1:44.010	21.266	42.848	39.896	291.9	45:11.643	27	1	1:54.991	24.079	47.678	43.234	259.0	1:08:40.582
25	2	1:42.215	20.596	42.643	38.976	291.1	46:53.858	28	1	1:55.752	24.208	47.541	44.003	257.8	1:10:36.334
26	2	2:15.912 B	20.926	42.945	1:12.041	288.8	49:09.770	29	1	1:58.105	24.184	49.614	44.307	259.0	1:12:34.439
27	3	6:47.748	5:24.647	44.289	38.812	264.7	55:57.518	30	1	2:00.365 B	24.127	47.887	48.351	259.0	1:14:34.804
28	3	1:43.437	21.472	43.782	38.183	281.2	57:40.955	31	3	3:45.140	2:14.182	48.085	42.873	259.6	1:18:19.944
29	3	1:43.014	21.367	43.393	38.254	290.3	59:23.969	32	3	1:53.900	23.789	47.418	42.693	264.7	1:20:13.844
30	3	1:43.007	21.294	43.488	38.225	291.1	1:01:06.976	33	3	1:55.341 B	23.755	46.985	44.601	262.8	1:22:09.185
31	3	1:44.771	21.958	44.297	38.516	268.0	1:02:51.747	34	3	2:26.145	52.047	52.509	41.589	197.8	1:24:35.330
32	3	1:43.305	21.702	43.532	38.071	291.1	1:04:35.052	35	3	1:52.813	23.183	46.678	42.952	262.8	1:26:28.143
33	3	1:43.794	21.046	43.984	38.764	288.8	1:06:18.846	36	3	1:51.417	23.199	46.479	41.739	262.1	1:28:19.560
34	3	1:46.015	22.110	43.652	40.253	290.3	1:08:04.861	37	3	1:53.999	24.785	47.128	42.086	262.1	1:30:13.559
35	3	1:44.155	21.604	43.721	38.830	289.5	1:09:49.016	35 Ultimate Ligier JS P320 - Nissan LMP3 1. Louis STERN 2. Matteo QUINTARELLI 3. Leonardo COLAVITA							
36	3	1:44.439	22.875	43.412	38.152	290.3	1:11:33.455	1	1	3:54.377	2:16.368	51.938	46.071	218.2	3:54.377
37	3	1:43.351	21.373	43.305	38.673	290.3	1:13:16.806	2	1	1:59.245	24.482	48.585	46.178	261.5	5:53.622
38	3	1:43.388	21.385	43.652	38.351	288.8	1:15:00.194	3	1	1:54.453	23.706	47.449	43.298	262.1	7:48.075
39	3	1:43.714	21.421	43.528	38.765	294.3	1:16:43.908	4	1	1:55.491	25.025	47.434	43.032	261.5	9:43.566
40	3	1:48.582	22.238	44.573	41.771	286.5	1:18:32.490	5	1	1:54.353	23.982	47.475	42.896	262.1	11:37.919
41	3	1:43.867	21.460	43.418	38.989	291.1	1:20:16.357	6	1	2:06.823	23.749	47.475	55.599	260.2	13:44.742
42	3	1:45.615	22.555	43.450	39.610	295.1	1:22:01.972	7	1	3:25.868	52.946	1:44.509	48.413	80.5	17:10.610
43	3	1:43.998	21.567	43.444	38.987	291.9	1:23:45.970	8	1	1:54.625	23.884	47.764	42.977	261.5	19:05.235
44	3	1:44.088	21.927	43.875	38.286	287.2	1:25:30.058	9	1	1:53.578	23.978	47.040	42.560	260.9	20:58.813
45	3	1:42.411	21.144	42.997	38.270	292.7	1:27:12.469	10	1	2:05.655 B	23.698	47.287	54.670	264.1	23:04.468
46	3	1:43.653	21.515	43.487	38.651	292.7	1:28:56.122	11	3	3:43.336	2:12.413	48.564	42.359	252.9	26:47.804
47	3	1:45.964	21.601	43.350	41.013	291.9	1:30:42.086	12	3	1:52.745	24.059	46.970	41.716	264.1	28:40.549
34 Inter Europol Competition Ligier JS P320 - Nissan LMP3 1. Tim CRESWICK 3. Douwe DEDECKER 2. Daniel ALI							13	3	1:53.299	23.986	47.388	41.925	264.1	30:33.848	
1	2	6:41.734	4:53.818	58.129	49.787	175.3	6:41.734	14	3	1:51.990	23.119	46.287	42.584	265.4	32:25.838
2	2	2:11.120	27.869	54.856	48.395	208.5	8:52.854	15	3	1:50.694	22.980	46.498	41.216	264.7	34:16.532
3	2	2:12.001	25.949	55.818	50.234	192.9	11:04.855	16	3	1:52.296	23.898	47.361	41.037	264.1	36:08.828
4	2	2:15.154	25.523	55.473	54.158	166.4	13:20.009	17	3	1:49.660	22.916	46.228	40.516	264.1	37:58.488
5	2	3:43.234	54.090	1:47.407	1:01.737	79.5	17:03.243	18	3	1:50.305	22.801	45.974	41.530	269.3	39:48.793
6	2	1:55.297	24.620	47.804	42.873	259.6	18:58.540	19	3	1:50.962	23.915	45.996	41.051	265.4	41:39.755
7	2	1:54.055	23.603	47.209	43.243	261.5	20:52.595	20	3	1:58.174 B	22.940	46.155	49.079	264.7	43:37.929
8	2	1:56.602 B	23.904	47.300	45.398	262.1	22:49.197	21	2	4:56.198	3:09.473	49.158	57.567	255.3	48:34.127
9	2	4:33.184	2:58.598	50.561	44.025	233.3	27:22.381	22	2	3:54.667 B	52.675	1:43.930	1:18.062	81.0	52:28.794
10	2	1:52.923	24.035	47.352	41.536	259.6	29:15.304	23	2	3:59.170	2:25.278	47.964	45.928	239.5	56:27.964
11	2	1:53.811	23.169	46.866	43.776	261.5	31:09.115	24	2	1:55.124	24.250	47.678	43.196	260.9	58:23.088
12	2	1:50.833	23.057	46.712	41.064	262.8	32:59.948	25	2	1:54.633	24.679	47.185	42.769	260.9	1:00:17.721
13	2	1:52.414	22.896	46.988	42.530	264.1	34:52.362	26	2	1:52.215	23.460	47.142	41.613	258.4	1:02:09.936
14	2	1:51.147	23.260	46.923	40.964	264.1	36:43.509	27	2	1:51.736	23.297	46.962	41.477	263.4	1:04:01.672
15	2	1:52.908	22.975	46.654	43.279	264.1	38:36.417	28	2	1:51.424	23.229	46.895	41.300	262.8	1:05:53.096
16	2	1:52.040	23.014	46.809	42.217	264.1	40:28.457	29	2	1:56.415 B	24.125	46.732	45.558	262.8	1:07:49.511
17	2	1:52.561	22.969	46.810	42.782	263.4	42:21.018	30	3	3:40.521	2:11.101	47.664	41.756	262.1	1:11:30.032
18	2	2:00.548 B	24.313	48.826	47.409	209.7	44:21.566	31	3	1:52.862	24.128	47.090	41.644	263.4	1:13:22.894
19	3	3:46.569	2:11.597	48.246	46.726	260.9	48:08.135	32	3	1:54.533	23.459	46.688	44.386	260.9	1:15:17.427
20	3	3:47.038 B	53.643	1:45.825	1:07.570	79.6	51:55.173	33	3	1:51.357	23.460	46.687	41.210	263.4	1:17:08.784
21	1	5:08.084	3:33.538	49.708	44.838	247.1	57:03.257	34	3	1:52.328	23.234	46.496	42.598	264.7	1:19:01.112
22	1	1:57.384	25.154	48.281	43.949	257.1	59:00.641	35	3	1:54.192	23.686	46.955	43.551	265.4	1:20:55.304
23	1	1:55.372	24.193	47.793	43.386	258.4	1:00:56.013	36	3	1:50.793	23.285	46.494	41.014	261.5	1:22:46.097





Asian Le Mans Series
4 Hours of Abu Dhabi
Free Practice 2

Sector Analysis

Lap under Red Flag Invalidated Lap Personal Best Session Best B Crossing the pit lane

Table with 12 columns: Lap, D, Time, Sector 1, Sector 2, Sector 3, T. Spd, Elapsed. Rows 37-39.

42 Prime Speed Sport
1.Rene Heremans MALMEZ3.Jono LESTER
2.Nicholas FOSTER

Main table for car 42 with 12 columns: Lap, D, Time, Sector 1, Sector 2, Sector 3, T. Spd, Elapsed. Rows 1-39.

43 Inter Europol Competition
1.Steve BROOKS 3.Mikkel KRISTENSEN
2. Kevin RABIN

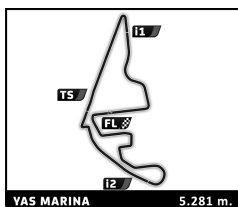
Table for car 43 with 12 columns: Lap, D, Time, Sector 1, Sector 2, Sector 3, T. Spd, Elapsed. Rows 1-5.

Main table for car 46 with 12 columns: Lap, D, Time, Sector 1, Sector 2, Sector 3, T. Spd, Elapsed. Rows 6-39.

46 QMMF by Herberth
1.Ibrahim AL-ABDULGHANI3.Ghanim AL ALI
2.Abdulla AL-KHELAIFI

Table for car 46 with 12 columns: Lap, D, Time, Sector 1, Sector 2, Sector 3, T. Spd, Elapsed. Rows 1-16.



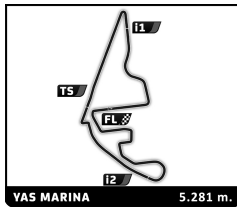


Asian Le Mans Series 4 Hours of Abu Dhabi Free Practice 2

Sector Analysis

Table with columns: Lap, D, Time, Sector 1, Sector 2, Sector 3, T. Spd, Elapsed. Includes data for drivers like Mark PATTERSON, Anders FJORBACH, AF Corse, and Orega 07 - Gibson LMP2.



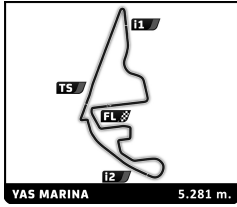


Asian Le Mans Series
4 Hours of Abu Dhabi
Free Practice 2

Sector Analysis

Main data table with columns: Lap, D, Time, Sector 1, Sector 2, Sector 3, T. Spd, Elapsed. Includes driver details for Optimum Motorsport (77), Kessel Racing (74), and Tsunami RT (79).





Asian Le Mans Series

4 Hours of Abu Dhabi

Free Practice 2

Sector Analysis

Lap under Red Flag ■ Invalidated Lap ■ Personal Best ■ Session Best B Crossing the pit lane

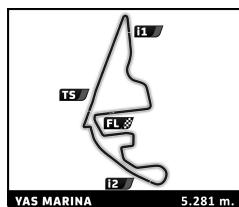
Lap	D	Time	Sector 1	Sector 2	Sector 3	T. Spd	Elapsed	Lap	D	Time	Sector 1	Sector 2	Sector 3	T. Spd	Elapsed	
22	2	1:56.969	B	24.214	47.703	45.052	257.8	1:00:24.523	2	1	2:04.463	27.662	51.091	45.710	193.9	4:48.650
23	3	2:02.556	23.747	48.187	42.622	257.8	1:03:27.079	3	1	1:56.692	25.005	48.321	43.366	254.1	6:45.342	
24	3	1:53.904	23.924	47.499	42.481	258.4	1:05:20.983	4	1	1:55.469	24.318	48.137	43.014	255.3	8:40.811	
25	3	1:53.781	23.927	47.497	42.357	257.8	1:07:14.764	5	1	1:58.311	24.325	47.802	46.184	254.7	10:39.122	
26	3	1:56.604	B	24.140	47.525	44.939	259.0	1:09:11.368	6	1	1:56.471	24.541	48.434	43.496	250.6	12:35.593
27	3	7:34.135	B	5:59.780	48.410	45.945	251.2	1:16:45.503	7	1	3:12.708	24.475	1:30.490	1:17.743	79.6	15:48.301
28	1	3:22.350	1:49.566	48.958	43.826	256.5	1:20:07.853	8	1	2:22.921	49.355	49.469	44.097	247.1	18:11.222	
29	1	1:57.755	24.952	48.527	44.276	256.5	1:22:05.608	9	1	1:57.179	24.381	48.395	44.403	253.5	20:08.401	
30	1	1:56.963	24.625	48.415	43.923	256.5	1:24:02.571	10	1	1:55.787	24.096	48.525	43.166	253.5	22:04.188	
31	1	1:56.428	24.598	47.962	43.868	257.1	1:25:58.999	11	1	2:01.612	B	24.205	47.729	49.678	255.3	24:05.800
32	1	1:56.166	24.627	48.119	43.426	256.5	1:27:55.165	12	2	3:50.067	2:18.622	48.514	42.931	254.7	27:55.867	
33	1	1:56.579	24.580	48.429	43.570	257.8	1:29:51.744	13	2	1:54.403	24.054	47.605	42.744	257.1	29:50.270	
34	1	1:55.783	24.486	48.074	43.223	256.5	1:31:47.527	14	2	1:53.412	23.891	47.355	42.166	256.5	31:43.682	

Lap	D	Time	Sector 1	Sector 2	Sector 3	T. Spd	Elapsed	Driver / Car	
88								Dragon Racing 1.Marco PULCINI 2.Nicola MARINANGELI	Ferrari 296 GT3 GT
1	3	3:30.974	1:32.533	1:02.863	55.578	139.0	3:30.974	3.Giacomo ALTOE	GT
2	3	2:14.727	28.404	57.815	48.508	181.5	5:45.701		
3	3	2:10.462	26.578	57.562	46.322	163.9	7:56.163		
4	3	2:14.811	26.148	59.496	49.167	139.9	10:10.974		
5	3	1:59.434	24.863	48.499	46.072	255.3	12:10.408		
6	3	2:42.683	B	24.593	1:01.583	1:16.507	256.5	14:53.091	
7	3	3:50.456	2:18.557	48.706	43.193	257.8	18:43.547		
8	3	1:58.985	B	24.490	48.170	46.325	255.3	20:42.532	
9	1	3:49.376	1:59.540	59.740	50.096	225.9	24:31.908		
10	1	2:04.606	26.463	51.958	46.185	237.4	26:36.514		
11	1	2:06.618	24.944	53.646	48.028	231.3	28:43.132		
12	1	2:00.345	24.863	49.016	46.466	257.1	30:43.477		
13	1	1:57.739	24.505	48.070	45.164	255.9	32:41.216		
14	1	1:57.259	24.516	48.625	44.118	255.9	34:38.475		
15	1	1:58.652	24.568	48.434	45.650	256.5	36:37.127		
16	1	2:03.965	24.717	48.715	50.533	257.1	38:41.092		
17	3	4:46.077	3:13.956	48.735	43.386	252.9	43:27.169		
18	3	1:54.787	24.320	48.081	42.386	252.9	45:21.956		
19	3	1:54.409	24.046	48.090	42.273	253.5	47:16.365		
20	3	3:06.423	B	24.028	1:22.233	1:20.162	79.9	50:22.788	
21	1	7:42.039	6:05.136	51.116	45.787	174.5	58:04.827		
22	1	1:58.375	24.918	49.044	44.418	254.7	1:00:03.202		
23	1	2:04.668	25.940	52.851	45.877	201.9	1:02:07.870		
24	1	2:00.231	25.102	49.108	46.021	256.5	1:04:08.101		
25	1	1:58.760	24.946	49.122	44.692	256.5	1:06:06.861		
26	1	2:03.716	B	25.068	48.964	49.684	255.3	1:08:10.577	
27	1	7:42.940	6:07.259	49.851	45.830	252.3	1:15:53.517		
28	1	1:58.526	25.112	48.880	44.534	254.1	1:17:52.043		
29	1	2:00.251	24.953	49.100	46.198	252.9	1:19:52.294		
30	1	2:05.681	B	25.191	49.035	51.455	255.3	1:21:57.975	
31	2	4:14.906	2:36.886	50.915	47.105	252.9	1:26:12.881		
32	2	2:00.145	26.173	48.949	45.023	254.1	1:28:13.026		
33	2	1:56.224	24.668	48.368	43.198	257.1	1:30:09.260		

Lap	D	Time	Sector 1	Sector 2	Sector 3	T. Spd	Elapsed	Driver / Car	
89								EBM 1.Gabriel RINDONE 2.Jamie DAY	Aston Martin Vantage AMR GT3 GT
1	1	2:44.187	50.254	1:02.224	51.709	168.2	2:44.187	3.Mattia DRUDI	GT

Lap	D	Time	Sector 1	Sector 2	Sector 3	T. Spd	Elapsed	Driver / Car	
91								Pure RACING 1.Aliksandr MALYKHIN 2.Harry KING	Oreca 07 - Gibson LMP2
1	1	2:46.722	1:12.031	51.016	43.675	172.0	2:46.722	3.Julien ANDLAUER	LMP2
2	1	1:54.148	24.675	44.976	44.497	238.9	4:40.870		
3	1	1:44.514	21.404	43.616	39.494	266.0	6:25.384		
4	1	1:50.060	23.217	44.092	42.751	247.7	8:15.444		
5	1	1:49.779	21.234	43.719	44.826	290.3	10:05.223		
6	1	1:43.920	21.445	43.452	39.023	290.3	11:49.143		
7	1	2:01.238	B	21.252	43.178	56.808	290.3	13:50.381	
8	1	4:12.209	2:45.597	46.939	39.673	228.8	18:02.590		
9	1	1:46.309	22.669	43.944	39.696	285.0	19:48.899		
10	1	1:43.498	21.307	43.495	38.696	288.0	21:32.397		
11	1	1:44.091	21.601	43.809	38.681	282.7	23:16.488		
12	1	1:46.626	21.132	43.864	41.630	285.7	25:03.114		
13	1	1:45.489	22.196	43.805	39.488	274.1	26:48.603		
14	1	1:48.216	23.231	43.779	41.206	285.0	28:36.819		





Asian Le Mans Series 4 Hours of Abu Dhabi Free Practice 2

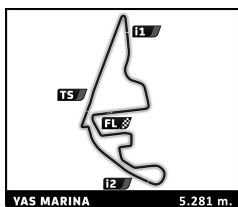
Sector Analysis

Lap under Red Flag Invalidated Lap Personal Best Session Best B Crossing the pit lane

Lap	D	Time	Sector 1	Sector 2	Sector 3	T. Spd	Elapsed	Lap	D	Time	Sector 1	Sector 2	Sector 3	T. Spd	Elapsed																																																																																																																																																																																																																																																																																																														
15	1	1:44.120	21.185	43.620	39.315	288.8	30:20.939	21	2	1:55.995	24.330	46.031	45.634	257.1	59:55.574																																																																																																																																																																																																																																																																																																														
16	1	1:43.146	21.216	43.459	38.471	288.0	32:04.085	22	2	1:58.167 B	24.340	47.678	46.149	257.1	1:01:53.741																																																																																																																																																																																																																																																																																																														
17	1	1:44.386	21.351	43.677	39.358	285.0	33:48.471	23	3	5:27.638	3:56.391	48.162	43.085	254.7	1:07:21.379																																																																																																																																																																																																																																																																																																														
18	1	1:42.467	20.932	43.149	38.386	289.5	35:30.938	24	3	1:54.657	24.138	48.022	42.497	256.5	1:09:16.036																																																																																																																																																																																																																																																																																																														
19	1	1:48.371 B	21.553	43.931	42.887	257.8	37:19.309	25	3	1:54.084	24.175	47.646	42.263	257.1	1:11:10.120																																																																																																																																																																																																																																																																																																														
20	2	4:22.399	2:58.913	44.575	38.911	263.4	41:41.708	26	3	1:53.975	24.043	47.516	42.416	257.1	1:13:04.095																																																																																																																																																																																																																																																																																																														
21	2	1:42.830	21.267	43.571	38.992	281.2	43:25.538	27	3	1:53.835	24.036	47.652	42.147	257.8	1:14:57.930																																																																																																																																																																																																																																																																																																														
22	2	1:46.555	21.615	43.436	41.504	280.5	45:12.093	28	3	1:54.008	23.985	47.576	42.447	259.6	1:16:51.938																																																																																																																																																																																																																																																																																																														
23	2	1:42.670	21.067	43.364	39.239	280.5	46:55.763	29	3	1:58.631	25.397	48.925	44.309	240.0	1:18:50.569																																																																																																																																																																																																																																																																																																														
24	2	2:20.334 B	20.838	43.253	1:16.243	284.2	49:16.097	30	3	1:54.913	23.960	47.614	43.339	259.0	1:20:45.482																																																																																																																																																																																																																																																																																																														
25	2	6:48.706	5:26.450	43.989	38.267	260.2	56:04.803	31	3	1:56.435 B	24.066	47.382	44.987	258.4	1:22:41.917																																																																																																																																																																																																																																																																																																														
26	2	1:42.248	21.058	43.142	38.048	282.7	57:47.051	32	3	3:40.084	2:08.258	48.083	43.743	256.5	1:26:22.001																																																																																																																																																																																																																																																																																																														
27	2	1:42.686	20.925	43.173	38.588	284.2	59:29.737	33	3	1:56.199	24.348	47.643	44.208	258.4	1:28:18.200																																																																																																																																																																																																																																																																																																														
28	2	1:42.016	20.849	43.547	37.620	273.4	1:01:11.753	34	3	1:54.099	24.178	47.657	42.264	257.8	1:30:12.299																																																																																																																																																																																																																																																																																																														
29	2	1:41.621	20.813	43.046	37.762	284.2	1:02:53.374	<table border="1"> <tr><td>96</td><td colspan="2">2Seas Motorsport</td><td colspan="2">Mercedes-AMG GT3 EVO</td></tr> <tr><td></td><td>1. Anthony MCINTOSH</td><td colspan="2">3. Ben BARNICOAT</td><td>GT</td></tr> <tr><td></td><td colspan="2">2. Parker THOMPSON</td><td colspan="2"></td></tr> <tr><td>1</td><td>2</td><td>2:54.644</td><td>57.878</td><td>1:02.834</td><td>53.932</td><td>147.1</td><td>2:54.644</td></tr> <tr><td>2</td><td>2</td><td>2:09.311</td><td>27.793</td><td>53.618</td><td>47.900</td><td>146.9</td><td>5:03.955</td></tr> <tr><td>3</td><td>2</td><td>2:08.934</td><td>26.615</td><td>53.203</td><td>49.116</td><td>179.7</td><td>7:12.889</td></tr> <tr><td>4</td><td>2</td><td>2:04.166</td><td>25.474</td><td>53.309</td><td>45.383</td><td>213.4</td><td>9:17.055</td></tr> <tr><td>5</td><td>2</td><td>2:09.452 B</td><td>25.095</td><td>50.929</td><td>53.428</td><td>246.0</td><td>11:26.507</td></tr> <tr><td>6</td><td>3</td><td>4:36.843 B</td><td>1:38.616</td><td>1:42.215</td><td>1:16.012</td><td>79.9</td><td>16:03.350</td></tr> <tr><td>7</td><td>3</td><td>2:31.941</td><td>50.935</td><td>52.562</td><td>48.444</td><td>198.2</td><td>18:35.291</td></tr> <tr><td>8</td><td>3</td><td>1:57.710</td><td>24.918</td><td>49.225</td><td>43.567</td><td>255.3</td><td>20:33.001</td></tr> <tr><td>9</td><td>3</td><td>2:00.320 B</td><td>24.348</td><td>48.580</td><td>47.392</td><td>232.3</td><td>22:33.321</td></tr> <tr><td>10</td><td>1</td><td>4:20.915</td><td>2:36.995</td><td>53.406</td><td>50.514</td><td>223.1</td><td>26:54.236</td></tr> <tr><td>11</td><td>1</td><td>1:59.738</td><td>26.275</td><td>49.161</td><td>44.302</td><td>252.9</td><td>28:53.974</td></tr> <tr><td>12</td><td>1</td><td>1:56.976</td><td>24.499</td><td>47.799</td><td>44.678</td><td>255.9</td><td>30:50.950</td></tr> <tr><td>13</td><td>1</td><td>1:55.071</td><td>24.179</td><td>47.604</td><td>43.288</td><td>256.5</td><td>32:46.021</td></tr> <tr><td>14</td><td>1</td><td>1:54.653</td><td>24.180</td><td>47.543</td><td>42.930</td><td>257.1</td><td>34:40.674</td></tr> <tr><td>15</td><td>1</td><td>1:55.295</td><td>23.935</td><td>47.607</td><td>43.753</td><td>257.1</td><td>36:35.969</td></tr> <tr><td>16</td><td>1</td><td>1:55.336</td><td>24.351</td><td>47.727</td><td>43.258</td><td>256.5</td><td>38:31.305</td></tr> <tr><td>17</td><td>1</td><td>1:58.562</td><td>24.365</td><td>47.854</td><td>46.343</td><td>257.1</td><td>40:29.867</td></tr> <tr><td>18</td><td>1</td><td>1:57.973 B</td><td>24.168</td><td>47.729</td><td>46.076</td><td>257.1</td><td>42:27.840</td></tr> <tr><td>19</td><td>1</td><td>4:02.893</td><td>2:30.152</td><td>48.853</td><td>43.888</td><td>252.9</td><td>46:30.733</td></tr> <tr><td>20</td><td>1</td><td>2:14.843</td><td>24.964</td><td>48.963</td><td>1:00.916</td><td>252.3</td><td>48:45.576</td></tr> <tr><td>21</td><td>1</td><td>3:59.229 B</td><td>53.545</td><td>1:46.272</td><td>1:19.412</td><td>79.9</td><td>52:44.805</td></tr> <tr><td>22</td><td>1</td><td>3:48.897</td><td>2:13.244</td><td>49.386</td><td>46.267</td><td>248.3</td><td>56:33.702</td></tr> <tr><td>23</td><td>1</td><td>1:57.360</td><td>25.325</td><td>48.507</td><td>43.528</td><td>255.3</td><td>58:31.062</td></tr> <tr><td>24</td><td>1</td><td>1:57.182</td><td>24.502</td><td>48.643</td><td>44.037</td><td>246.6</td><td>1:00:28.244</td></tr> <tr><td>25</td><td>1</td><td>1:56.312</td><td>24.564</td><td>48.127</td><td>43.621</td><td>255.3</td><td>1:02:24.556</td></tr> <tr><td>26</td><td>1</td><td>1:56.190</td><td>24.433</td><td>48.246</td><td>43.511</td><td>257.8</td><td>1:04:20.746</td></tr> <tr><td>27</td><td>1</td><td>1:57.227</td><td>24.454</td><td>47.973</td><td>44.800</td><td>257.1</td><td>1:06:17.973</td></tr> <tr><td>28</td><td>1</td><td>1:56.063</td><td>24.918</td><td>47.724</td><td>43.421</td><td>256.5</td><td>1:08:14.036</td></tr> <tr><td>29</td><td>1</td><td>1:56.307</td><td>24.543</td><td>48.050</td><td>43.714</td><td>257.1</td><td>1:10:10.343</td></tr> <tr><td>30</td><td>1</td><td>1:55.492</td><td>24.276</td><td>47.873</td><td>43.343</td><td>257.8</td><td>1:12:05.835</td></tr> <tr><td>31</td><td>1</td><td>2:05.359 B</td><td>24.744</td><td>49.836</td><td>50.779</td><td>243.8</td><td>1:14:11.194</td></tr> <tr><td>32</td><td>2</td><td>3:17.310</td><td>1:42.522</td><td>48.926</td><td>45.862</td><td>231.8</td><td>1:17:28.504</td></tr> <tr><td>33</td><td>2</td><td>1:54.920</td><td>24.273</td><td>47.573</td><td>43.074</td><td>256.5</td><td>1:19:23.424</td></tr> <tr><td>34</td><td>2</td><td>2:02.798</td><td>24.188</td><td>47.855</td><td>50.755</td><td>257.8</td><td>1:21:26.222</td></tr> <tr><td>35</td><td>2</td><td>1:53.940</td><td>24.019</td><td>47.492</td><td>42.429</td><td>257.8</td><td>1:23:20.162</td></tr> <tr><td>36</td><td>2</td><td>1:58.149</td><td>23.889</td><td>47.546</td><td>46.714</td><td>258.4</td><td>1:25:18.311</td></tr> </table>							96	2Seas Motorsport		Mercedes-AMG GT3 EVO			1. Anthony MCINTOSH	3. Ben BARNICOAT		GT		2. Parker THOMPSON				1	2	2:54.644	57.878	1:02.834	53.932	147.1	2:54.644	2	2	2:09.311	27.793	53.618	47.900	146.9	5:03.955	3	2	2:08.934	26.615	53.203	49.116	179.7	7:12.889	4	2	2:04.166	25.474	53.309	45.383	213.4	9:17.055	5	2	2:09.452 B	25.095	50.929	53.428	246.0	11:26.507	6	3	4:36.843 B	1:38.616	1:42.215	1:16.012	79.9	16:03.350	7	3	2:31.941	50.935	52.562	48.444	198.2	18:35.291	8	3	1:57.710	24.918	49.225	43.567	255.3	20:33.001	9	3	2:00.320 B	24.348	48.580	47.392	232.3	22:33.321	10	1	4:20.915	2:36.995	53.406	50.514	223.1	26:54.236	11	1	1:59.738	26.275	49.161	44.302	252.9	28:53.974	12	1	1:56.976	24.499	47.799	44.678	255.9	30:50.950	13	1	1:55.071	24.179	47.604	43.288	256.5	32:46.021	14	1	1:54.653	24.180	47.543	42.930	257.1	34:40.674	15	1	1:55.295	23.935	47.607	43.753	257.1	36:35.969	16	1	1:55.336	24.351	47.727	43.258	256.5	38:31.305	17	1	1:58.562	24.365	47.854	46.343	257.1	40:29.867	18	1	1:57.973 B	24.168	47.729	46.076	257.1	42:27.840	19	1	4:02.893	2:30.152	48.853	43.888	252.9	46:30.733	20	1	2:14.843	24.964	48.963	1:00.916	252.3	48:45.576	21	1	3:59.229 B	53.545	1:46.272	1:19.412	79.9	52:44.805	22	1	3:48.897	2:13.244	49.386	46.267	248.3	56:33.702	23	1	1:57.360	25.325	48.507	43.528	255.3	58:31.062	24	1	1:57.182	24.502	48.643	44.037	246.6	1:00:28.244	25	1	1:56.312	24.564	48.127	43.621	255.3	1:02:24.556	26	1	1:56.190	24.433	48.246	43.511	257.8	1:04:20.746	27	1	1:57.227	24.454	47.973	44.800	257.1	1:06:17.973	28	1	1:56.063	24.918	47.724	43.421	256.5	1:08:14.036	29	1	1:56.307	24.543	48.050	43.714	257.1	1:10:10.343	30	1	1:55.492	24.276	47.873	43.343	257.8	1:12:05.835	31	1	2:05.359 B	24.744	49.836	50.779	243.8	1:14:11.194	32	2	3:17.310	1:42.522	48.926	45.862	231.8	1:17:28.504	33	2	1:54.920	24.273	47.573	43.074	256.5	1:19:23.424	34	2	2:02.798	24.188	47.855	50.755	257.8	1:21:26.222	35	2	1:53.940	24.019	47.492	42.429	257.8	1:23:20.162	36	2	1:58.149	23.889	47.546	46.714	258.4	1:25:18.311
96	2Seas Motorsport		Mercedes-AMG GT3 EVO																																																																																																																																																																																																																																																																																																																										
	1. Anthony MCINTOSH	3. Ben BARNICOAT		GT																																																																																																																																																																																																																																																																																																																									
	2. Parker THOMPSON																																																																																																																																																																																																																																																																																																																												
1	2	2:54.644	57.878	1:02.834	53.932	147.1	2:54.644																																																																																																																																																																																																																																																																																																																						
2	2	2:09.311	27.793	53.618	47.900	146.9	5:03.955																																																																																																																																																																																																																																																																																																																						
3	2	2:08.934	26.615	53.203	49.116	179.7	7:12.889																																																																																																																																																																																																																																																																																																																						
4	2	2:04.166	25.474	53.309	45.383	213.4	9:17.055																																																																																																																																																																																																																																																																																																																						
5	2	2:09.452 B	25.095	50.929	53.428	246.0	11:26.507																																																																																																																																																																																																																																																																																																																						
6	3	4:36.843 B	1:38.616	1:42.215	1:16.012	79.9	16:03.350																																																																																																																																																																																																																																																																																																																						
7	3	2:31.941	50.935	52.562	48.444	198.2	18:35.291																																																																																																																																																																																																																																																																																																																						
8	3	1:57.710	24.918	49.225	43.567	255.3	20:33.001																																																																																																																																																																																																																																																																																																																						
9	3	2:00.320 B	24.348	48.580	47.392	232.3	22:33.321																																																																																																																																																																																																																																																																																																																						
10	1	4:20.915	2:36.995	53.406	50.514	223.1	26:54.236																																																																																																																																																																																																																																																																																																																						
11	1	1:59.738	26.275	49.161	44.302	252.9	28:53.974																																																																																																																																																																																																																																																																																																																						
12	1	1:56.976	24.499	47.799	44.678	255.9	30:50.950																																																																																																																																																																																																																																																																																																																						
13	1	1:55.071	24.179	47.604	43.288	256.5	32:46.021																																																																																																																																																																																																																																																																																																																						
14	1	1:54.653	24.180	47.543	42.930	257.1	34:40.674																																																																																																																																																																																																																																																																																																																						
15	1	1:55.295	23.935	47.607	43.753	257.1	36:35.969																																																																																																																																																																																																																																																																																																																						
16	1	1:55.336	24.351	47.727	43.258	256.5	38:31.305																																																																																																																																																																																																																																																																																																																						
17	1	1:58.562	24.365	47.854	46.343	257.1	40:29.867																																																																																																																																																																																																																																																																																																																						
18	1	1:57.973 B	24.168	47.729	46.076	257.1	42:27.840																																																																																																																																																																																																																																																																																																																						
19	1	4:02.893	2:30.152	48.853	43.888	252.9	46:30.733																																																																																																																																																																																																																																																																																																																						
20	1	2:14.843	24.964	48.963	1:00.916	252.3	48:45.576																																																																																																																																																																																																																																																																																																																						
21	1	3:59.229 B	53.545	1:46.272	1:19.412	79.9	52:44.805																																																																																																																																																																																																																																																																																																																						
22	1	3:48.897	2:13.244	49.386	46.267	248.3	56:33.702																																																																																																																																																																																																																																																																																																																						
23	1	1:57.360	25.325	48.507	43.528	255.3	58:31.062																																																																																																																																																																																																																																																																																																																						
24	1	1:57.182	24.502	48.643	44.037	246.6	1:00:28.244																																																																																																																																																																																																																																																																																																																						
25	1	1:56.312	24.564	48.127	43.621	255.3	1:02:24.556																																																																																																																																																																																																																																																																																																																						
26	1	1:56.190	24.433	48.246	43.511	257.8	1:04:20.746																																																																																																																																																																																																																																																																																																																						
27	1	1:57.227	24.454	47.973	44.800	257.1	1:06:17.973																																																																																																																																																																																																																																																																																																																						
28	1	1:56.063	24.918	47.724	43.421	256.5	1:08:14.036																																																																																																																																																																																																																																																																																																																						
29	1	1:56.307	24.543	48.050	43.714	257.1	1:10:10.343																																																																																																																																																																																																																																																																																																																						
30	1	1:55.492	24.276	47.873	43.343	257.8	1:12:05.835																																																																																																																																																																																																																																																																																																																						
31	1	2:05.359 B	24.744	49.836	50.779	243.8	1:14:11.194																																																																																																																																																																																																																																																																																																																						
32	2	3:17.310	1:42.522	48.926	45.862	231.8	1:17:28.504																																																																																																																																																																																																																																																																																																																						
33	2	1:54.920	24.273	47.573	43.074	256.5	1:19:23.424																																																																																																																																																																																																																																																																																																																						
34	2	2:02.798	24.188	47.855	50.755	257.8	1:21:26.222																																																																																																																																																																																																																																																																																																																						
35	2	1:53.940	24.019	47.492	42.429	257.8	1:23:20.162																																																																																																																																																																																																																																																																																																																						
36	2	1:58.149	23.889	47.546	46.714	258.4	1:25:18.311																																																																																																																																																																																																																																																																																																																						

92	Manthey EMA		Porsche 911 GT3 R				
	1. Ryan HARDWICK	3. Richard LIETZ					
	2. Riccardo PERA		GT				
1	1	3:49.808	2:07.187	54.312	48.309	213.0	3:49.808
2	1	1:59.949	26.152	49.245	44.552	248.8	5:49.757
3	1	1:57.951	25.706	48.670	43.575	251.2	7:47.708
4	1	1:57.829	26.015	48.447	43.367	258.4	9:45.537
5	1	1:54.845	24.303	47.556	42.986	259.0	11:40.382
6	1	2:17.207 B	24.204	50.808	1:02.195	249.4	13:57.589
7	1	5:34.476	4:01.579	48.939	43.958	255.3	19:32.065
8	1	1:54.965	24.536	47.685	42.744	257.8	21:27.030
9	1	1:55.671	25.163	47.748	42.760	257.8	23:22.701
10	1	1:54.474	24.171	47.542	42.761	258.4	25:17.175
11	1	1:54.442	24.149	47.553	42.740	259.0	27:11.617
12	1	1:59.100 B	24.069	47.637	47.394	258.4	29:10.717
13	2	8:48.835 B	7:06.531	53.673	48.631	189.8	37:59.552
14	2	2:55.747	1:23.841	48.776	43.130	250.0	40:55.299
15	2	1:54.844	24.427	47.812	42.605	257.8	42:50.143
16	2	1:54.539	24.062	48.193	42.284	257.1	44:44.682
17	2	1:54.098	24.164	47.616	42.318	255.9	46:38.780
18	2	2:17.025 B	24.029	47.611	1:05.385	255.9	48:55.805
19	2	7:09.698	5:37.547	48.460	43.691	252.9	56:05.503
20	2	1:54.076	24.313	47.485	42.278	257.1	57:59.579





Asian Le Mans Series 4 Hours of Abu Dhabi Free Practice 2

Sector Analysis

Lap under Red Flag Invalidated Lap Personal Best Session Best B Crossing the pit lane

Lap	D	Time	Sector 1	Sector 2	Sector 3	T. Spd	Elapsed	Lap	D	Time	Sector 1	Sector 2	Sector 3	T. Spd	Elapsed
37	2	1:54.001	23.896	47.425	42.680	257.8	1:27:12.312	13	3	1:54.345	24.209	47.676	42.460	259.0	27:12.958
38	2	1:56.980	24.092	47.892	44.996	259.6	1:29:09.292	14	3	1:54.622	23.969	47.482	43.171	259.6	29:07.580
39	2	1:55.738	23.969	48.614	43.155	257.8	1:31:05.030	15	3	1:54.028	24.034	47.524	42.470	259.6	31:01.608

98 **EBM**
 1.Anderson TANOTO
 2.Brendon LEITCH

Aston Martin Vantage AMR GT3
 3.Marco SORENSEN
 GT

1	1	3:40.729	2:01.764	51.980	46.985	247.7	3:40.729
2	1	2:00.423	25.958	49.500	44.965	253.5	5:41.152
3	1	1:58.530	25.141	48.824	44.565	254.1	7:39.682
4	1	1:58.027	25.142	48.504	44.381	254.7	9:37.709
5	1	1:57.837	25.023	48.579	44.235	254.7	11:35.546
6	1	2:10.636	24.973	48.857	56.806	254.7	13:46.182
7	1	3:29.410	53.756	1:46.686	48.968	79.6	17:15.592
8	1	1:58.468	25.053	48.788	44.627	254.1	19:14.060
9	1	1:58.183	25.783	48.732	43.668	254.1	21:12.243
10	1	1:57.082	24.775	48.378	43.929	255.3	23:09.325
11	1	1:58.720	25.253	49.221	44.246	255.9	25:08.045
12	1	1:56.701	24.768	48.173	43.760	255.9	27:04.746
13	1	1:56.622	24.631	48.381	43.610	255.9	29:01.368
14	1	1:57.657	24.661	48.625	44.371	256.5	30:59.025
15	1	1:56.419	24.726	48.034	43.659	255.9	32:55.444
16	1	1:56.845	24.516	48.385	43.944	255.9	34:52.289
17	1	1:59.305	25.270	48.791	45.244	256.5	36:51.594
18	1	2:02.215 B	25.227	48.620	48.368	255.9	38:53.809
19	1	3:15.754	1:40.658	49.964	45.132	251.7	42:09.563
20	1	1:56.501	24.948	48.253	43.300	254.1	44:06.064
21	1	2:03.141 B	28.369	48.142	46.630	255.9	46:09.205
22	2	4:45.461 B	1:47.694	1:40.648	1:17.119	79.6	50:54.666
23	1	7:24.282	5:48.089	49.879	46.314	252.9	58:18.948
24	1	2:01.852	25.604	49.796	46.452	254.7	1:00:20.800
25	1	1:59.291	25.570	48.820	44.901	255.9	1:02:20.091
26	1	2:03.881 B	25.601	49.188	49.092	257.8	1:04:23.972
27	2	9:18.456	7:33.861	56.160	48.435	159.1	1:13:42.428
28	2	2:05.142	27.274	50.623	47.245	218.2	1:15:47.570
29	2	2:01.276	24.870	49.510	46.896	250.0	1:17:48.846
30	2	2:09.572	26.140	56.143	47.289	157.7	1:19:58.418
31	2	1:56.971	24.877	48.482	43.612	254.1	1:21:55.389
32	2	2:13.298 B	24.674	53.585	55.039	151.5	1:24:08.687

99 **Herberth Motorsport**
 1.Ralf BOHN
 2.Alfred RENAUER

Porsche 911 GT3 R
 3.Robert RENAUER
 GT

1	3	2:31.034	51.248	52.074	47.712	211.8	2:31.034
2	3	1:58.191	25.564	48.615	44.012	254.1	4:29.225
3	3	1:55.088	24.435	48.268	42.385	258.4	6:24.313
4	3	1:54.290	24.211	47.658	42.421	257.1	8:18.603
5	3	1:54.863	24.106	47.616	43.141	258.4	10:13.466
6	3	1:55.495	24.170	47.818	43.507	258.4	12:08.961
7	3	2:31.940	23.990	51.472	1:16.478	259.0	14:40.901
8	3	3:01.114	53.542	1:22.355	45.217	80.7	17:42.015
9	3	1:54.008	24.117	47.486	42.405	258.4	19:36.023
10	3	1:53.881	24.064	47.429	42.388	259.0	21:29.904
11	3	1:54.892	24.057	48.056	42.779	258.4	23:24.796
12	3	1:53.817	24.072	47.424	42.321	259.0	25:18.613

