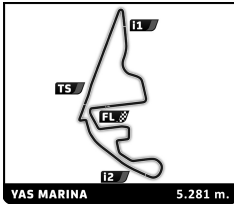


Asian Le Mans Series 4 Hours of Abu Dhabi Race 1

Pit Stop Analysis

No	In Time	In Driver	Out Time	Out Driver	Pit Time	T. Pit Time	No	In Time	In Driver	Out Time	Out Driver	Pit Time	T. Pit Time		
2	Climax Racing Mercedes-AMG GT3 EVO GT						1 16:42:56.311 B. ZHOU 16:43:24.394 B. ZHOU 28.083 28.083 2 16:47:13.882 B. ZHOU 16:47:42.729 B. ZHOU 28.847 56.930 3 17:25:55.344 B. ZHOU 17:27:09.563 E. SEPPANEN 1:14.219 2:11.149 4 18:32:53.287 E. SEPPANEN 18:34:12.810 R. ARON 1:19.523 3:30.672 5 19:18:52.413 R. ARON 19:19:53.484 B. ZHOU 1:01.071 4:31.743								
	3	DKR Engineering Oreca 07 - Gibson LMP2						1 16:42:38.956 G. KOLOVOS 16:43:03.776 G. KOLOVOS 24.820 24.820 2 16:47:00.413 G. KOLOVOS 16:47:24.832 G. KOLOVOS 24.419 49.239 3 17:14:29.709 G. KOLOVOS 17:15:50.680 J. VAN UITERT 1:20.971 2:10.210 4 17:24:52.782 J. VAN UITERT 17:45:53.074 J. VAN UITERT 21:00.292 23:10.502 5 18:25:53.685 J. VAN UITERT 18:27:14.935 L. HÖRR 1:21.250 24:31.752 6 18:33:07.687 L. HÖRR 19:01:38.021 L. HÖRR 28:30.334 53:02.086 7 19:04:26.942 L. HÖRR 19:23:20.552 L. HÖRR 18:53.610 1:11:55.696							
		7	Graff Racing Ligier JS P320 - Nissan LMP3						1 16:42:43.514 A. BUKHANTSOV 16:43:08.938 A. BUKHANTSOV 25.424 25.424 2 16:47:03.537 A. BUKHANTSOV 16:47:29.548 A. BUKHANTSOV 26.011 51.435 3 17:34:22.598 A. BUKHANTSOV 17:36:09.825 A. BUKHANTSOV 1:47.227 2:38.662 4 17:53:29.368 A. BUKHANTSOV 17:54:24.211 D. FROST 54.843 3:33.505 5 18:34:16.070 D. FROST 18:35:57.360 J. WINSLOW 1:41.290 5:14.795						
			8	Dragon Racing Ferrari 296 GT3 GT						1 16:43:28.738 T. COLEMAN 16:43:53.550 T. COLEMAN 24.812 24.812 2 16:47:43.124 T. COLEMAN 16:48:17.014 T. COLEMAN 33.890 58.702 3 17:36:33.709 T. COLEMAN 17:38:05.893 L. HANAFIN 1:32.184 2:30.886 4 18:38:25.173 L. HANAFIN 18:39:47.410 A. TELLITZ 1:22.237 3:53.123					
				9	GetSpeed Mercedes-AMG GT3 EVO GT						1 16:43:04.516 S. JANS 16:43:31.734 S. JANS 27.218 27.218 2 16:47:20.836 S. JANS 16:47:49.908 S. JANS 29.072 56.290 3 17:41:30.711 S. JANS 17:42:52.620 A. BARTONE 1:21.909 2:18.199				
					10	Manthey Porsche 911 GT3 R GT						1 16:43:29.546 A. AU 16:43:54.629 A. AU 25.083 25.083 2 16:47:45.759 A. AU 16:48:18.733 A. AU 32.974 58.057 3 17:37:57.454 A. AU 17:39:14.457 J. STURM 1:17.003 2:15.060 4 18:42:55.156 J. STURM 18:44:03.453 K. BACHLER 1:08.297 3:23.357			
11						Proton Competition Oreca 07 - Gibson LMP2							1 16:42:35.736 A. MATTSCHULL 16:42:59.507 A. MATTSCHULL 23.771 23.771 2 16:46:56.933 A. MATTSCHULL 16:47:20.525 A. MATTSCHULL 23.592 47.363 3 17:14:25.946 A. MATTSCHULL 17:15:26.112 J. RIED 1:00.166 1:47.529 4 17:55:37.156 J. RIED 17:57:00.341 J. RIED 1:23.185 3:10.714 5 18:43:36.140 J. RIED 18:45:04.922 M. BECHE 1:28.782 4:39.496		
		12	Car Collection Motorsport Porsche 911 GT3 R GT						1 16:43:16.745 B. MARDINI 16:43:41.855 B. MARDINI 25.110 25.110 2 16:47:30.416 B. MARDINI 16:48:01.280 B. MARDINI 30.864 55.974 3 17:18:24.686 B. MARDINI 17:18:46.162 B. MARDINI 21.476 1:17.450 4 17:36:28.659 B. MARDINI 17:36:54.432 B. MARDINI 25.773 1:43.223 5 17:42:57.365 B. MARDINI 17:44:15.011 N. MENZEL 1:17.646 3:00.869 6 18:42:17.709 N. MENZEL 18:43:29.904 J. KELL 1:12.195 4:13.064						
			15	RLR M Sport Ligier JS P320 - Nissan LMP3						1 16:42:51.588 C. SHORT 16:43:17.533 C. SHORT 25.945 25.945 2 16:47:09.521 C. SHORT 16:47:37.725 C. SHORT 28.204 54.149 3 17:30:59.534 C. SHORT 17:32:41.881 N. ADCKOCK 1:42.347 2:36.496 4 18:26:26.567 N. ADCKOCK 18:28:08.292 I. AGUILERA 1:41.725 4:18.221					
	16			Winward Racing Mercedes-AMG GT3 EVO GT							1 16:42:58.384 S. STOLYAROV 16:43:26.250 S. STOLYAROV 27.866 27.866 2 16:47:15.868 S. STOLYAROV 16:47:44.859 S. STOLYAROV 28.991 56.857 3 17:39:29.903 S. STOLYAROV 17:40:53.896 V. SHAYTAR 1:23.993 2:20.850 4 18:33:44.419 V. SHAYTAR 18:34:49.238 M. ENGEL 1:04.819 3:25.669				
				19	Blackthorn Aston Martin Vantage AMR GT3 GT							1 16:43:11.558 G. PETROBELLI 16:43:37.240 G. PETROBELLI 25.682 25.682 2 16:47:25.857 G. PETROBELLI 16:47:57.293 G. PETROBELLI 31.436 57.118 3 17:43:41.499 G. PETROBELLI 17:45:08.658 C. BATEMAN 1:27.159 2:24.277 4 17:47:20.953 C. BATEMAN 17:47:42.587 C. BATEMAN 21.634 2:45.911 5 17:49:49.523 C. BATEMAN 17:50:11.128 C. BATEMAN 21.605 3:07.516 6 18:35:20.734 C. BATEMAN 18:36:37.713 J. ADAM 1:16.979 4:24.495 7 19:11:42.038 J. ADAM 19:14:11.930 J. ADAM 2:29.892 6:54.387			
20					Algarve Pro Racing Oreca 07 - Gibson LMP2								1 16:42:41.784 K. LENTOUDIS 16:43:06.631 K. LENTOUDIS 24.847 24.847 2 16:47:02.820 K. LENTOUDIS 16:47:28.002 K. LENTOUDIS 25.182 50.029 3 17:12:58.580 K. LENTOUDIS 17:13:55.958 O. CALDWELL 57.378 1:47.407 4 17:55:58.342 O. CALDWELL 17:57:28.890 O. CALDWELL 1:30.548 3:17.955 5 18:39:55.806 O. CALDWELL 18:41:00.927 A. QUINN 1:05.121 4:23.076		
			21		Car Collection Motorsport Porsche 911 GT3 R GT									1 16:43:43.841 HASH 16:44:06.574 HASH 22.733 22.733 2 16:48:10.587 HASH 16:48:32.864 HASH 22.277 45.010 3 17:35:25.116 HASH 17:36:38.449 A. FONTANA 1:13.333 1:58.343 4 18:32:47.324 A. FONTANA 18:33:58.820 Y. METTLER 1:11.496 3:09.839	
	22	Proton Competition Oreca 07 - Gibson LMP2						1 16:42:31.022 G. RODA 16:42:53.858 G. RODA 22.836 22.836 2 16:46:52.369 G. RODA 16:47:15.737 G. RODA 23.368 46.204 3 17:14:03.507 G. RODA 17:15:03.469 T. DILLMANN 59.962 1:46.166 4 17:54:54.020 T. DILLMANN 17:56:23.518 T. DILLMANN 1:29.498 3:15.664							



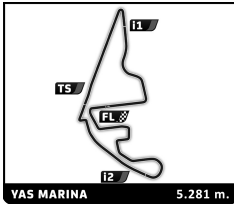


Asian Le Mans Series 4 Hours of Abu Dhabi Race 1

Pit Stop Analysis

No	In Time	In Driver	Out Time	Out Driver	Pit Time	T. Pit Time	No	In Time	In Driver	Out Time	Out Driver	Pit Time	T. Pit Time
5	18:31:51.352	T. DILLMANN	18:33:12.772	V. LOMKO	1:21.420	4:37.084	2	16:37:04.893	F. POORDAD	16:37:43.584	F. POORDAD	38.691	1:51.718
6	19:10:30.116	V. LOMKO	19:10:51.547	V. LOMKO	21.431	4:58.515	3	16:43:42.043	F. POORDAD	16:44:05.095	F. POORDAD	23.052	2:14.770
7	19:20:08.460	V. LOMKO	19:20:46.421	V. LOMKO	37.961	5:36.476	4	16:48:08.905	F. POORDAD	16:48:31.169	F. POORDAD	22.264	2:37.034
23	Absolute Racing Ferrari 296 GT3 GT						5	17:13:56.961	F. POORDAD	17:14:53.925	J. ALLEN	56.964	3:33.998
1	16:43:36.860	G. BENNETT	16:44:00.406	G. BENNETT	23.546	23.546	6	17:54:35.906	J. ALLEN	17:55:58.538	J. ALLEN	1:22.632	4:56.630
2	16:48:04.644	G. BENNETT	16:48:27.107	G. BENNETT	22.463	46.009	7	18:36:28.522	J. ALLEN	18:37:52.989	T. VAUTIER	1:24.467	6:21.097
3	17:34:52.546	G. BENNETT	17:36:20.700	C. BENNETT	1:28.154	2:14.163	8	19:23:52.322	T. VAUTIER	19:24:30.212	T. VAUTIER	37.890	6:58.987
4	18:34:56.144	C. BENNETT	18:36:12.498	C. VAN DER DRIFT	1:16.354	3:30.517	34	Inter Europol Competition Ligier JS P320 - Nissan LMP3					
24	Nielsen Racing Oreca 07 - Gibson LMP2						1	16:42:50.496	T. CRESWICK	16:43:16.447	T. CRESWICK	25.951	25.951
1	16:42:37.955	N. RAO	16:43:02.816	N. RAO	24.861	24.861	2	16:47:08.291	T. CRESWICK	16:47:36.604	T. CRESWICK	28.313	54.264
2	16:46:59.190	N. RAO	16:47:23.575	N. RAO	24.385	49.246	3	17:38:41.773	T. CRESWICK	17:39:24.367	T. CRESWICK	42.594	1:36.858
3	17:14:35.538	N. RAO	17:15:36.910	M. BELL	1:01.372	1:50.618	4	17:49:08.068	T. CRESWICK	17:50:50.647	D. DEDECKER	1:42.579	3:19.437
4	17:55:57.636	M. BELL	17:57:25.212	M. BELL	1:27.576	3:18.194	5	18:53:35.880	D. DEDECKER	18:55:18.035	D. ALI	1:42.155	5:01.592
5	18:38:19.039	M. BELL	18:39:42.678	N. CATSBURG	1:23.639	4:41.833	35	Ultimate Ligier JS P320 - Nissan LMP3					
6	19:24:04.909	N. CATSBURG	19:24:40.712	N. CATSBURG	35.803	5:17.636	1	16:41:22.704	L. STERN	17:05:30.829	L. STERN	24:08.125	24:08.125
25	Algarve Pro Racing Oreca 07 - Gibson LMP2						2	18:10:56.023	L. STERN	18:12:38.502	L. COLAVITA	1:42.479	25:50.604
1	16:42:36.886	M. JENSEN	16:43:01.257	M. JENSEN	24.371	24.371	3	18:47:00.253	L. COLAVITA	18:48:42.345	M. QUINTARELLI	1:42.092	27:32.696
2	16:46:58.054	M. JENSEN	16:47:22.039	M. JENSEN	23.985	48.356	42	Prime Speed Sport Lamborghini Huracan GT3 EVO2 GT					
3	17:12:48.143	M. JENSEN	17:13:49.004	V. RINICELLA	1:00.861	1:49.217	1	16:43:34.530	R. MALMEZAC	16:43:58.681	R. MALMEZAC	24.151	24.151
4	17:55:38.123	V. RINICELLA	17:57:07.007	V. RINICELLA	1:28.884	3:18.101	2	16:47:51.324	R. MALMEZAC	16:48:24.735	R. MALMEZAC	33.411	57.562
5	18:39:42.711	V. RINICELLA	18:40:46.899	M. JAKOBSSEN	1:04.188	4:22.289	3	17:34:43.716	R. MALMEZAC	17:36:08.885	J. LESTER	1:25.169	2:22.731
6	19:25:16.413	M. JAKOBSSEN	19:25:48.409	M. JAKOBSSEN	31.996	4:54.285	4	18:40:17.920	J. LESTER	18:41:36.375	N. FOSTER	1:18.455	3:41.186
26	Bretton Racing Ligier JS P320 - Nissan LMP3						43	Inter Europol Competition Ligier JS P320 - Nissan LMP3					
1	16:42:45.665	J. MOELLER	16:43:11.583	J. MOELLER	25.918	25.918	1	16:43:07.591	S. BROOKS	16:43:34.141	S. BROOKS	26.550	26.550
2	16:47:05.429	J. MOELLER	16:47:31.851	J. MOELLER	26.422	52.340	2	16:47:23.080	S. BROOKS	16:47:53.161	S. BROOKS	30.081	56.631
3	17:42:31.711	J. MOELLER	17:43:03.853	J. MOELLER	32.142	1:24.482	3	17:41:40.425	S. BROOKS	17:42:15.247	S. BROOKS	34.822	1:31.453
4	17:48:57.976	J. MOELLER	17:50:39.730	G. PEEBLES	1:41.754	3:06.236	4	17:48:14.980	S. BROOKS	17:49:58.790	K. RABIN	1:43.810	3:15.263
5	18:32:06.869	G. PEEBLES	18:33:49.662	T. JENSEN	1:42.793	4:49.029	5	18:48:47.604	K. RABIN	18:50:31.583	M. KRISTENSEN	1:43.979	4:59.242
27	Optimum Motorsport McLaren 720S GT3 GT						49	High Class Racing Ligier JS P320 - Nissan LMP3					
1	16:35:52.913	A. GILBERT	16:36:25.602	A. GILBERT	32.689	32.689	1	16:42:48.145	M. PATTERSON	16:43:13.831	M. PATTERSON	25.686	25.686
2	16:42:34.073	A. GILBERT	16:42:57.439	A. GILBERT	23.366	56.055	2	16:47:07.087	M. PATTERSON	16:47:33.883	M. PATTERSON	26.796	52.482
3	16:46:55.211	A. GILBERT	16:47:18.410	A. GILBERT	23.199	1:19.254	3	17:04:36.369	M. PATTERSON	17:08:52.571	T. KIEFER	4:16.202	5:08.684
4	17:41:17.701	A. GILBERT	17:42:41.467	B. GOETHE	1:23.766	2:43.020	4	17:20:31.884	T. KIEFER	17:20:53.621	T. KIEFER	21.737	5:30.421
28	AF Corse Ferrari 296 GT3 GT						5	17:55:07.869	T. KIEFER	17:56:12.435	A. FJORDBACH	1:04.566	6:34.987
1	16:43:09.317	M. WISER	16:43:35.855	M. WISER	26.538	26.538	50	AF Corse Oreca 07 - Gibson LMP2					
2	16:47:24.551	M. WISER	16:47:55.633	M. WISER	31.082	57.620	1	16:42:32.498	J. CLARKE	16:42:55.837	J. CLARKE	23.339	23.339
3	17:35:56.614	M. WISER	17:37:20.382	M. FRANCO	1:23.768	2:21.388	2	16:46:54.024	J. CLARKE	16:47:17.313	J. CLARKE	23.289	46.628
4	18:22:10.393	M. FRANCO	18:22:31.735	M. FRANCO	21.342	2:42.730	3	17:21:25.439	J. CLARKE	17:22:31.288	P. BYRNE	1:05.849	1:52.477
5	18:36:26.015	M. FRANCO	18:37:42.000	D. RIGON	1:15.985	3:58.715	4	18:03:40.200	P. BYRNE	18:04:58.708	P. BYRNE	1:18.508	3:10.985
30	RD Limited Oreca 07 - Gibson LMP2						5	18:15:58.572	P. BYRNE	18:17:01.625	O. PLA	1:03.053	4:14.038
1	16:33:44.412	F. POORDAD	16:34:57.439	F. POORDAD	1:13.027	1:13.027	6	18:31:55.633	O. PLA	18:32:36.513	O. PLA	40.880	4:54.918
							7	18:38:05.577	O. PLA	18:38:53.017	O. PLA	47.440	5:42.358
							8	19:12:50.251	O. PLA	19:13:57.587	J. CLARKE	1:07.336	6:49.694



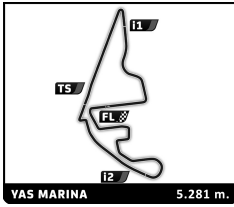


Asian Le Mans Series 4 Hours of Abu Dhabi Race 1

Pit Stop Analysis

No	In Time	In Driver	Out Time	Out Driver	Pit Time	T. Pit Time	No	In Time	In Driver	Out Time	Out Driver	Pit Time	T. Pit Time		
51	AF Corse Ferrari 296 GT3						GT	4	18:33:57.935	S. BOVY	18:35:12.402	M. GATTING	1:14.467	3:24.069	
	1	16:43:25.801	C. TOLEDO	16:43:50.587	C. TOLEDO	24.786	24.786	87	Origine Motorsport Porsche 911 GT3 R						GT
	2	16:47:39.106	C. TOLEDO	16:48:12.343	C. TOLEDO	33.237	58.023		1	16:43:39.292	B. YUAN	16:44:03.168	B. YUAN	23.876	23.876
	3	17:38:21.082	C. TOLEDO	17:39:40.364	C. SBIRRAZZUOLI	1:19.282	2:17.305		2	16:48:06.639	B. YUAN	16:48:29.120	B. YUAN	22.481	46.357
	4	18:35:24.508	C. SBIRRAZZUOLI	18:36:39.914	R. AGOSTINI	1:15.406	3:32.711		3	17:36:18.453	B. YUAN	17:36:40.138	B. YUAN	21.685	1:08.042
							4		17:38:43.438	B. YUAN	17:40:30.654	H. YE	1:47.216	2:55.258	
57	Car Guy Ferrari 296 GT3						GT	5	18:34:46.700	H. YE	18:35:57.877	L. HEINRICH	1:11.177	4:06.435	
	1	16:43:18.939	T. KIMURA	16:43:43.655	T. KIMURA	24.716	24.716	88	Dragon Racing Ferrari 296 GT3						GT
2	16:47:32.312	T. KIMURA	16:48:04.441	T. KIMURA	32.129	56.845	1		16:43:14.136	M. PULCINI	16:43:39.716	M. PULCINI	25.580	25.580	
60	Proton Competition Porsche 911 GT3 R						GT	2	16:47:27.332	M. PULCINI	16:47:58.795	M. PULCINI	31.463	57.043	
	1	16:43:45.822	C. SCHIAVONI	16:44:08.900	C. SCHIAVONI	23.078	23.078	3	17:38:18.428	M. PULCINI	17:39:42.320	N. MARINANGELI	1:23.892	2:20.935	
	2	16:48:12.299	C. SCHIAVONI	16:48:34.340	C. SCHIAVONI	22.041	45.119	4	18:36:22.277	N. MARINANGELI	18:37:33.090	G. ALTOE	1:10.813	3:31.748	
	3	17:27:25.901	C. SCHIAVONI	17:27:47.632	C. SCHIAVONI	21.731	1:06.850	89	EBM Aston Martin Vantage AMR GT3						GT
	4	17:36:00.100	C. SCHIAVONI	17:37:11.910	M. CRESSONI	1:11.810	2:18.660		1	16:43:00.667	G. RINDONE	16:43:28.548	G. RINDONE	27.881	27.881
74	Kessel Racing Ferrari 296 GT3						GT	2	16:47:18.030	G. RINDONE	16:47:46.412	G. RINDONE	28.382	56.263	
	1	16:43:27.327	D. BLATTNER	16:43:51.631	D. BLATTNER	24.304	24.304	3	17:41:45.889	G. RINDONE	17:43:08.641	J. DAY	1:22.752	2:19.015	
	2	16:47:40.381	D. BLATTNER	16:48:13.566	D. BLATTNER	33.185	57.489	4	18:43:06.105	J. DAY	18:44:15.427	M. DRUDI	1:09.322	3:28.337	
	3	17:37:54.663	D. BLATTNER	17:39:23.085	B. TUCK	1:28.422	2:25.911	5	19:09:28.434	M. DRUDI	19:09:49.862	M. DRUDI	21.428	3:49.765	
77	Optimum Motorsport McLaren 720S GT3						GT	91	Pure RACING Oreca 07 - Gibson						LMP2
	1	16:43:02.688	M. TILLBROOK	16:43:30.191	M. TILLBROOK	27.503	27.503		1	16:42:55.061	J. ANDLAUER	16:43:22.737	J. ANDLAUER	27.676	27.676
	2	16:47:19.268	M. TILLBROOK	16:47:48.321	M. TILLBROOK	29.053	56.556		2	16:47:12.076	J. ANDLAUER	16:47:41.266	J. ANDLAUER	29.190	56.866
	3	17:37:56.885	M. TILLBROOK	17:39:20.902	M. KIRCHHOFER	1:24.017	2:20.573		3	17:19:07.598	J. ANDLAUER	17:20:34.317	A. MALYKHIN	1:26.719	2:23.585
82	AF Corse Ferrari 296 GT3						GT	4	18:01:17.444	A. MALYKHIN	18:02:42.092	H. KING	1:24.648	3:48.233	
	1	16:43:33.286	C. SAMANI	16:43:57.604	C. SAMANI	24.318	24.318	5	18:46:39.696	H. KING	18:47:46.220	H. KING	1:06.524	4:54.757	
	2	16:47:49.539	C. SAMANI	16:48:23.435	C. SAMANI	33.896	58.214	6	19:18:29.268	H. KING	19:19:44.364	A. MALYKHIN	1:15.096	6:09.853	
	3	17:40:31.148	C. SAMANI	17:41:51.770	N. VARRONE	1:20.622	2:18.836	92	Manthey EMA Porsche 911 GT3 R						GT
83	AF Corse Oreca 07 - Gibson						LMP2		1	16:42:53.021	R. HARDWICK	16:43:19.037	R. HARDWICK	26.016	26.016
	1	16:42:40.428	F. PERRODO	16:43:05.369	F. PERRODO	24.941	24.941	2	16:47:10.798	R. HARDWICK	16:47:39.134	R. HARDWICK	28.336	54.352	
	2	16:47:01.697	F. PERRODO	16:47:26.434	F. PERRODO	24.737	49.678	3	17:35:54.125	R. HARDWICK	17:37:06.282	R. PERA	1:12.157	2:06.509	
	3	17:12:40.476	F. PERRODO	17:13:38.508	A. ROVERA	58.032	1:47.710	4	18:40:48.808	R. PERA	18:41:56.592	R. LIETZ	1:07.784	3:14.293	
	4	17:53:38.728	A. ROVERA	17:54:40.273	A. ROVERA	1:01.545	2:49.255	96	2Seas Motorsport Mercedes-AMG GT3 EVO						GT
	5	18:10:39.202	A. ROVERA	18:12:04.310	M. VAXIVIERE	1:25.108	4:14.363		1	16:43:15.825	A. MCINTOSH	16:43:40.941	A. MCINTOSH	25.116	25.116
6	18:57:03.600	M. VAXIVIERE	18:58:04.549	M. VAXIVIERE	1:00.949	5:15.312	2		16:47:28.995	A. MCINTOSH	16:48:00.157	A. MCINTOSH	31.162	56.278	
							3		16:54:18.976	A. MCINTOSH	16:54:56.281	A. MCINTOSH	37.305	1:33.583	
85	Iron Dames Porsche 911 GT3 R						GT	4	17:18:42.613	A. MCINTOSH	17:19:04.545	A. MCINTOSH	21.932	1:55.515	
	1	16:43:20.305	C. MARTIN	16:43:44.986	C. MARTIN	24.681	24.681	5	17:48:31.268	A. MCINTOSH	17:49:55.559	B. BARNICOAT	1:24.291	3:19.806	
	2	16:47:33.808	C. MARTIN	16:48:05.699	C. MARTIN	31.891	56.572	98	EBM Aston Martin Vantage AMR GT3						GT
3	17:28:12.824	C. MARTIN	17:29:25.854	S. BOVY	1:13.030	2:09.602	1		16:43:24.107	A. TANOTO	16:43:49.018	A. TANOTO	24.911	24.911	
							2	16:47:36.595	A. TANOTO	16:48:09.413	A. TANOTO	32.818	57.729		
							3	17:36:20.640	A. TANOTO	17:37:47.237	B. LEITCH	1:26.597	2:24.326		
							4	17:51:28.623	B. LEITCH	17:51:50.075	B. LEITCH	21.452	2:45.778		





Asian Le Mans Series

4 Hours of Abu Dhabi

Race 1

Pit Stop Analysis

No	In Time	In Driver	Out Time	Out Driver	Pit Time	T. Pit Time	No	In Time	In Driver	Out Time	Out Driver	Pit Time	T. Pit Time
5	18:46:04.675	B. LEITCH	18:47:31.280	M. SORENSEN	1:26.605	4:12.383							

99		Herberth Motorsport		Porsche 911 GT3 R		GT	
1	16:43:31.290	R. BOHN	16:43:56.164	R. BOHN	24.874	24.874	
2	16:47:47.105	R. BOHN	16:48:20.343	R. BOHN	33.238	58.112	
3	17:26:28.570	R. BOHN	17:26:50.175	R. BOHN	21.605	1:19.717	
4	17:46:19.825	R. BOHN	17:47:35.597	R. RENAUER	1:15.772	2:35.489	
5	18:43:47.147	R. RENAUER	18:45:06.899	A. RENAUER	1:19.752	3:55.241	

