

## Asian Le Mans Series 4 Hours of Abu Dhabi Warm Up

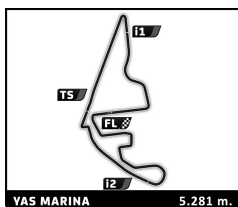
### Sector Analysis

Lap under Red Flag   Invalidated Lap   Personal Best   Session Best   Crossing the pit lane

Lap	D	Time	Sector 1	Sector 2	Sector 3	T. Spd	Elapsed
<b>2</b> Climax Racing 1. Bihuang ZHOU 2. Elias SEPPANEN							
			3. Ralf ARON			Mercedes-AMG GT3 EVO GT	
1	3	3:24.701	1:50.859	49.993	43.849	250.0	3:24.701
2	3	1:55.888	24.489	48.299	43.100	255.9	5:20.589
3	3	1:55.361	24.318	48.059	<b>42.984</b>	257.1	7:15.950
4	3	<b>1:55.140</b>	<b>24.133</b>	47.897	43.110	258.4	9:11.090
5	3	1:58.162 <b>B</b>	24.241	<b>47.820</b>	46.101	259.6	11:09.252
6	3	3:22.448 <b>B</b>	1:33.274	56.895	52.279	204.2	14:31.700
<b>3</b> DKR Engineering 1. Georgios KOLOVOS 2. Laurents HÖRR							
			3. Job VAN UITERT			Oreca 07 - Gibson LMP2	
1	2	2:32.903 <b>B</b>	56.183	49.208	47.512	203.0	2:32.903
2	2	3:37.834	2:13.574	44.721	39.539	275.5	6:10.737
3	2	1:43.852	21.448	43.868	38.536	280.5	7:54.589
4	2	<b>1:42.259</b>	21.162	43.178	<b>37.919</b>	285.0	9:36.848
5	2	<del>1:43.645</del>	<del>20.953</del>	<b>43.058</b>	39.634	285.7	11:20.493
6	2	1:44.151	21.380	43.926	38.845	285.0	13:04.644
7	2	1:45.014	21.123	43.332	40.559	287.2	14:49.658
8	2	1:43.975	<b>20.995</b>	43.396	39.584	286.5	16:33.633
<b>7</b> Graff Racing 1. Danial FROST 2. James WINSLOW							
			3. Alexander BUKHANTSOV			Ligier JS P320 - Nissan LMP3	
1	2	2:22.357	44.854	53.239	44.264	171.4	2:22.357
2	2	1:59.734	24.879	49.138	45.717	209.3	4:22.091
3	2	1:55.874	25.512	48.697	41.665	236.3	6:17.965
4	2	1:56.189	<b>23.759</b>	<b>46.152</b>	46.278	261.5	8:14.154
5	2	1:52.466	23.371	46.647	42.448	263.4	10:06.620
6	2	1:51.740	23.471	46.932	<b>41.337</b>	264.1	11:58.360
7	2	<del>1:50.879</del>	23.430	<del>46.049</del>	41.400	264.1	13:49.239
8	2	<b>1:51.407</b>	<b>23.182</b>	46.539	41.686	264.7	15:40.646
<b>8</b> Dragon Racing 1. Todd COLEMAN 2. Lorcan HANAFIN							
			3. Aaron TELLITZ			Ferrari 296 GT3 GT	
1	2	2:20.082	45.459	50.628	43.995	249.4	2:20.082
2	2	1:57.451	25.407	48.494	43.550	257.8	4:17.533
3	2	<b>1:55.738</b>	<b>24.291</b>	47.972	43.475	257.8	6:13.271
4	2	<del>1:55.668</del>	<del>24.701</del>	48.159	<b>42.808</b>	258.4	8:08.939
5	2	1:58.558 <b>B</b>	24.515	<b>47.722</b>	46.321	259.6	10:07.497
6	3	3:12.314	1:39.718	48.615	43.981	261.5	13:19.811
7	3	1:55.769	24.495	48.333	42.941	257.8	15:15.580
<b>9</b> GetSpeed 1. Anthony BARTONE 2. Steve JANS							
			3. Fabian SCHILLER			Mercedes-AMG GT3 EVO GT	
1	3	2:36.482	59.125	52.049	45.308	203.0	2:36.482
2	3	1:56.124	24.608	48.356	43.160	257.1	4:32.606
3	3	<b>1:54.425</b>	<b>24.191</b>	47.587	<b>42.647</b>	257.1	6:27.031
4	3	<del>1:56.216</del> <b>B</b>	<del>23.992</del>	<b>47.474</b>	44.750	259.0	8:23.247
5	1	2:59.603	1:24.947	49.708	44.948	258.4	11:22.850
6	1	1:58.999	24.770	48.807	45.422	256.5	13:21.849
7	1	1:56.186	24.553	48.351	43.282	257.8	15:18.035

Lap	D	Time	Sector 1	Sector 2	Sector 3	T. Spd	Elapsed
<b>10</b> Manthey 1. Antares AU 2. Klaus BACHLER							
			3. Joel STURM			Porsche 911 GT3 R GT	
1	3	3:09.173	1:32.485	51.809	44.879	187.8	3:09.173
2	3	1:55.799	24.662	48.189	42.948	252.9	5:04.972
3	3	<del>1:54.983</del>	<del>24.139</del>	47.546	43.298	257.8	6:59.955
4	3	1:54.845	24.291	<b>47.512</b>	43.042	259.6	8:54.800
5	3	1:54.540	24.377	47.665	42.498	258.4	10:49.340
6	3	<b>1:54.155</b>	24.095	47.620	<b>42.440</b>	260.9	12:43.495
7	3	1:55.450	<b>24.082</b>	47.589	43.779	259.0	14:38.945
8	3	1:56.244	24.505	47.959	43.780	259.0	16:35.189
<b>11</b> Proton Competition 1. Alexander MATTSCHULL 2. Jonas RIED							
			3. Mathias BECHE			Oreca 07 - Gibson LMP2	
1	3	2:31.199	1:03.029	46.792	41.378	231.8	2:31.199
2	3	<del>1:49.400</del>	22.848	45.181	<del>41.371</del>	270.0	4:20.599
3	3	1:48.739 <b>B</b>	21.466	43.829	43.444	282.7	6:09.338
4	3	3:00.220	1:37.131	43.792	39.297	282.0	9:09.558
5	3	1:43.842	<b>20.924</b>	43.589	39.329	284.2	10:53.400
6	3	<del>1:42.223</del>	<del>21.478</del>	<b>42.394</b>	<b>38.351</b>	285.7	12:35.623
7	3	1:44.581	21.086	43.508	39.987	276.9	14:20.204
8	3	<b>1:42.736</b>	20.966	43.176	38.594	288.0	16:02.940
<b>12</b> Car Collection Motorsport 1. Bashar MARDINI 2. James KELL							
			3. Nico MENZEL			Porsche 911 GT3 R GT	
1	3	2:47.548	1:09.235	50.307	48.006	248.3	2:47.548
2	3	1:56.071	24.713	48.475	42.883	254.7	4:43.619
3	3	1:55.616	24.297	47.788	43.531	259.6	6:39.235
4	3	1:54.809	24.358	47.682	42.769	259.0	8:34.044
5	3	1:54.999	<b>24.187</b>	<b>47.584</b>	43.228	260.2	10:29.043
6	3	<del>1:55.457</del>	<del>24.445</del>	48.237	42.775	257.8	12:24.500
7	3	1:55.540	24.204	48.547	42.789	259.0	14:20.040
8	3	<b>1:54.667</b>	24.249	47.653	<b>42.765</b>	259.0	16:14.707
<b>15</b> RLR M Sport 1. Nick ADCOCK 2. Ian AGUILERA							
			3. Chris SHORT			Ligier JS P320 - Nissan LMP3	
1	3	2:59.813	1:21.548	51.295	46.970	216.0	2:59.813
2	3	1:58.530	25.371	48.515	44.644	249.4	4:58.343
3	3	1:55.423	24.530	47.690	43.203	260.2	6:53.766
4	3	1:55.376	24.473	47.762	<b>43.141</b>	260.9	8:49.142
5	3	<b>1:54.994</b>	<b>24.187</b>	<b>47.306</b>	43.501	264.1	10:44.136
6	3	1:55.747	<b>23.931</b>	48.000	43.816	262.8	12:39.883
7	3	1:58.353	24.813	47.855	45.685	262.8	14:38.236
8	3	1:56.016	24.731	47.556	43.729	261.5	16:34.252
<b>19</b> Blackthorn 1. Giacomo PETROBELLI 2. Jonathan ADAM							
			3. Charles BATEMAN			Aston Martin Vantage AMR GT3 GT	
1	2	3:16.341	1:30.441	57.478	48.422	209.3	3:16.341
2	2	2:03.139	25.509	52.313	45.317	196.0	5:19.480
3	2	2:00.503	26.694	49.039	44.770	238.4	7:19.983
4	2	1:58.156	24.560	49.211	44.385	251.2	9:18.139
5	2	2:08.728	25.070	49.394	54.264	223.6	11:26.867
6	2	<b>1:55.232</b>	<b>24.546</b>	<b>47.690</b>	<b>42.996</b>	259.6	13:22.099



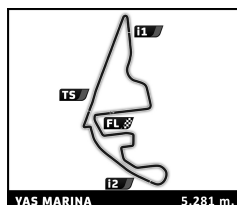


## Asian Le Mans Series 4 Hours of Abu Dhabi Warm Up

### Sector Analysis

Lap under Red Flag											Invalidated Lap	Personal Best	Session Best	B Crossing the pit lane	
Lap	D	Time	Sector 1	Sector 2	Sector 3	T. Spd	Elapsed	Lap	D	Time	Sector 1	Sector 2	Sector 3	T. Spd	Elapsed
21		2:02.733 <b>B</b>	25.073	50.625	47.035	206.5	15:24.832	6	3	1:50.827	23.045	46.796	<b>40.986</b>	268.7	13:09.267
<b>Car Collection Motorsport</b> 1. HASH 2. Alex FONTANA 3. Yannick METTLER								Porsche 911 GT3 R GT							
1	2	2:48.292	1:12.766	50.565	44.961	244.3	2:48.292	7	3	<b>1:50.110</b>	<b>22.870</b>	46.151	41.089	268.7	14:59.377
2	2	1:56.221	24.813	48.147	43.261	257.8	4:44.513	8	3	1:50.531	22.974	<b>46.142</b>	41.415	268.7	16:49.908
3	2	1:55.342	24.303	47.735	43.304	259.6	6:39.855	<b>Optimum Motorsport</b> 1. Andrew GILBERT 2. Fran RUEDA 3. Benji GOETHE							
4	2	1:54.955	24.450	<b>47.662</b>	42.843	259.6	8:34.810	1	3	3:04.562 <b>B</b>	1:19.250	55.237	50.075	216.4	3:04.562
5	2	1:55.006	24.364	47.670	42.972	259.6	10:29.816	2	3	3:32.922	2:00.824	48.751	43.347	255.3	6:37.484
6	2	1:55.536	24.354	48.069	43.113	260.2	12:25.352	3	3	1:54.843	24.087	<b>47.698</b>	43.058	256.5	8:32.327
7	2	1:55.635	24.483	47.703	43.449	259.6	14:20.987	4	3	<del>1:55.453</del>	<del>24.196</del>	47.877	43.380	258.4	10:27.780
8	2	<b>1:54.752</b>	<b>24.247</b>	47.892	<b>42.613</b>	258.4	16:15.739	5	3	<b>1:53.964</b>	<b>23.829</b>	47.720	<b>42.415</b>	257.8	12:21.744
22		2:30.151	1:01.133	47.561	41.457	248.3	2:30.151	6	3	1:55.540	24.101	48.277	43.162	255.9	14:17.284
<b>Proton Competition</b> 1. Giorgio RODA 2. Vladislav LOMKO 3. Tom DILLMANN								Oreca 07 - Gibson LMP2							
2	2	1:46.913	22.530	44.366	40.017	276.9	4:17.064	7	3	1:55.146	23.973	48.133	43.040	255.9	16:12.430
3	2	1:44.183	21.360	44.362	38.461	256.5	6:01.247	<b>AF Corse</b> 1. Massimiliano WISER 2. Manuel FRANCO 3. Davide RIGON							
4	2	<del>1:42.890</del>	<del>21.120</del>	43.186	38.584	288.0	7:44.137	1	3	3:04.841	1:23.236	53.953	47.652	187.5	3:04.841
5	2	1:43.358	<b>20.896</b>	<b>42.931</b>	39.531	287.2	9:27.495	2	3	1:57.934	24.980	48.247	44.707	255.3	5:02.775
6	2	<b>1:43.129</b>	21.152	43.810	<b>38.167</b>	283.5	11:10.624	3	3	1:57.822	24.563	48.167	45.092	257.1	7:00.597
7	2	<del>1:43.278</del>	<del>21.109</del>	43.254	38.915	284.2	12:53.902	4	3	1:54.751	24.466	47.799	42.486	258.4	8:55.348
8	2	1:45.109	21.617	43.582	39.910	276.9	14:39.011	5	3	1:56.225	24.975	48.275	42.975	259.0	10:51.573
9	2	1:43.509	22.062	43.114	38.333	284.2	16:22.520	6	3	<b>1:54.517</b>	24.257	47.956	<b>42.304</b>	258.4	12:46.090
23		2:48.709	1:13.083	50.309	45.317	226.9	2:48.709	7	3	1:54.987	24.288	47.908	42.791	257.1	14:41.077
<b>Absolute Racing</b> 1. Carl Wattana BENNETT 2. Gregory BENNETT 3. Chris VAN DER DRIFT								Ferrari 296 GT3 GT							
2	3	1:57.624	24.566	48.457	44.601	255.9	4:46.333	8	3	1:58.539 <b>B</b>	<b>24.114</b>	<b>47.759</b>	46.666	258.4	16:39.616
3	3	1:55.005	24.174	47.908	42.923	257.8	6:41.338	<b>RD Limited</b> 1. Fred POORDAD 2. Tristan VAUTIER 3. James ALLEN							
4	3	<del>1:54.615</del>	<del>24.101</del>	47.811	<del>42.703</del>	257.8	8:35.953	1	2	2:00.797	34.483	45.959	40.355	257.1	2:00.797
5	3	<b>1:54.519</b>	<b>23.946</b>	<b>47.713</b>	<b>42.860</b>	259.0	10:30.472	2	2	1:44.483	22.046	43.549	38.888	288.0	3:45.280
6	3	1:58.182 <b>B</b>	24.214	48.075	45.893	259.0	12:28.654	3	2	<b>1:43.527</b>	21.430	43.770	38.327	279.8	5:28.807
24		2:30.589	1:01.849	46.898	41.842	217.7	2:30.589	4	2	1:44.205	21.423	43.684	39.098	280.5	7:13.012
<b>Nielsen Racing</b> 1. Naveen RAO 2. Matthew BELL 3. Nicky CATSBURG								Oreca 07 - Gibson LMP2							
5	2	1:44.183	21.088	43.759	39.336	269.3	8:57.195	5	2	1:44.183	21.088	43.759	39.336	269.3	8:57.195
6	3	1:48.774	21.258	44.504	43.012	282.7	11:17.621	6	2	<del>1:45.325</del>	<del>22.180</del>	43.227	39.918	291.1	10:42.520
7	3	1:46.339	<b>20.850</b>	43.559	41.930	294.3	13:03.960	7	2	1:43.805	<b>20.925</b>	43.199	39.681	291.9	12:26.325
8	3	1:45.164	20.960	<b>43.135</b>	41.069	293.5	14:49.124	8	2	1:43.885	22.222	43.354	<b>38.309</b>	284.2	14:10.210
9	3	<del>1:48.010</del>	<del>20.751</del>	43.240	44.019	293.5	16:37.134	9	2	1:44.584	21.928	<b>42.972</b>	39.684	290.3	15:54.794
26		2:50.064 <b>B</b>	1:10.417	51.139	48.508	200.0	2:50.064	<b>Inter Europol Competition</b> 1. Tim CRESWICK 2. Daniel ALI 3. Douwe DEDECKER							
<b>Bretton Racing</b> 1. Jens Reno MOELLER 2. Griffin PEEBLES 3. Theodor JENSEN								Ligier JS P320 - Nissan LMP3							
2	3	1:52.045	23.341	46.844	41.860	264.7	6:13.446	1	3	2:26.170	51.596	50.145	44.429	243.8	2:26.170
3	3	1:52.482	23.639	47.234	41.609	254.7	7:27.183	2	3	1:55.231	24.025	47.452	43.754	257.1	4:21.401
4	3	1:58.201	25.302	50.672	42.227	241.1	9:25.384	3	3	1:52.045	23.341	46.844	41.860	264.7	6:13.446
5	3	1:53.056	22.911	47.081	43.064	268.7	11:18.440	4	3	1:51.645	23.716	46.567	41.362	264.1	8:05.091
27		2:27.819	53.985	50.531	43.303	239.5	2:27.819	5	3	2:16.754	<b>23.015</b>	<b>46.440</b>	1:07.299	266.0	10:21.845
<b>Ultimate</b> 1. Louis STERN 2. Matteo QUINTARELLI 3. Leonardo COLAVITA								Ligier JS P320 - Nissan LMP3							
2	2	1:54.054	23.916	48.210	41.928	227.8	4:21.873	6	3	1:56.221	23.439	46.598	46.184	266.7	12:18.066
3	2	1:52.085	23.543	46.859	41.683	264.1	6:13.958	7	3	<b>1:51.047</b>	23.336	46.564	<b>41.147</b>	265.4	14:09.113
1	2	2:27.819	53.985	50.531	43.303	239.5	2:27.819	8	3	1:53.745	24.349	46.964	42.432	266.7	16:02.858





## Asian Le Mans Series 4 Hours of Abu Dhabi Warm Up

### Sector Analysis

Lap		D	Time	Sector 1	Sector 2	Sector 3	T. Spd	Elapsed	Lap	D	Time	Sector 1	Sector 2	Sector 3	T. Spd	Elapsed
4	2	1:53.631	24.071	46.795	42.765	266.0	8:07.589		4	1	1:56.554	24.910	48.075	43.569	257.8	9:09.414
5	2	1:51.287	23.156	46.398	41.733	268.0	9:58.876		5	1	1:56.960	24.685	48.139	44.136	259.0	11:06.374
6	2	1:50.918	23.058	46.276	41.584	269.3	11:49.794		6	1	1:59.875	25.224	48.960	45.691	258.4	13:06.249
7	2	1:50.329	23.057	46.186	41.086	267.3	13:40.123		7	1	1:57.238	24.693	48.575	43.970	256.5	15:03.487
8	2	1:50.158	22.952	46.327	40.879	266.0	15:30.281									

42 Prime Speed Sport		Lamborghini Huracan GT3 EVO2					
1.Rene Heremana MALMEZ3.Jono LESTER GT							
2.Nicholas FOSTER							
1	2	2:16.167	40.717	49.908	45.542	245.5	2:16.167
2	2	1:55.489	24.658	47.734	43.097	257.8	4:11.656
3	2	1:55.732	24.323	47.851	43.558	257.1	6:07.388
4	2	1:56.460 B	24.219	47.422	44.819	259.6	8:03.848
5	1	3:15.885	1:39.424	49.566	46.895	250.6	11:19.733
6	1	2:22.167 B	25.375	48.935	1:07.857	257.8	13:41.900

43 Inter Europol Competition		Ligier JS P320 - Nissan					
1.Steve BROOKS LMP3		3.Mikkel KRISTENSEN					
2.Kevin RABIN							
1	3	2:20.211	46.772	50.301	43.138	232.3	2:20.211
2	3	1:52.618	23.856	47.029	41.733	263.4	4:12.829
3	3	1:52.531	23.245	47.214	42.072	263.4	6:05.360
4	3	1:51.864	23.347	46.837	41.680	264.1	7:57.224
5	3	1:51.321	23.126	46.591	41.604	264.1	9:48.545
6	3	1:51.928	23.232	46.917	41.779	264.7	11:40.473
7	3	1:52.224	23.112	46.440	42.672	264.7	13:32.697
8	3	1:51.656	23.090	47.148	41.418	265.4	15:24.353

49 High Class Racing		Ligier JS P320 - Nissan					
1.Mark PATTERSON LMP3		3.Thomas KIEFER					
2.Anders FJORBACH							
1	2	2:18.184 B	42.690	49.164	46.330	235.3	2:18.184
2	2	3:27.789	1:58.078	47.745	41.966	259.0	5:45.973
3	2	1:51.502	23.410	46.598	41.494	263.4	7:37.475
4	2	1:50.950	23.075	46.352	41.523	264.1	9:28.425
5	2	2:04.724	23.603	49.726	51.395	268.7	11:33.149
6	2	1:57.341	23.063	47.637	46.641	264.1	13:30.490
7	2	1:55.296 B	22.947	46.448	45.901	264.1	15:25.786

50 AF Corse		Oreca 07 - Gibson					
1.Jeremy CLARKE LMP2		3.Olivier PLA					
2.Patrick BYRNE							
1	3	2:23.089	54.131	47.502	41.456	237.4	2:23.089
2	3	1:47.150	22.675	44.517	39.958	274.8	4:10.239
3	3	1:42.745	21.484	43.367	37.894	289.5	5:52.984
4	3	1:43.609	21.162	43.223	39.224	289.5	7:36.593
5	3	1:43.077	20.955	43.634	38.488	288.0	9:19.670
6	3	1:42.967	21.042	42.969	38.956	285.7	11:02.637
7	3	1:45.176	21.251	44.263	39.662	268.7	12:47.813
8	3	1:49.051	21.667	43.260	44.124	288.8	14:36.864
9	3	1:42.878	21.082	43.272	38.524	290.3	16:19.742

51 AF Corse		Ferrari 296 GT3					
1.Custodio TOLEDO GT		3.Riccardo AGOSTINI					
2.Cedric SBIRRAZZUOLI							
1	1	3:14.698	1:28.399	56.306	49.993	173.4	3:14.698
2	1	2:00.557	26.833	49.056	44.668	255.9	5:15.255
3	1	1:57.605	24.955	48.492	44.158	257.8	7:12.860

57 Car Guy		Ferrari 296 GT3					
1.Takeshi KIMURA GT		3.Daniel SERRA					
2.Casper STEVENSON							
1	3	2:24.892	48.019	51.355	45.518	208.1	2:24.892
2	3	1:59.736	25.200	49.832	44.704	225.0	4:24.628
3	3	1:55.809	24.377	48.084	43.348	241.1	6:20.437
4	3	1:54.869	24.254	48.008	42.607	247.1	8:15.306
5	3	1:54.459	23.981	47.458	42.920	259.6	10:09.765
6	3	1:54.410	24.091	47.737	42.582	259.6	12:04.175
7	3	1:54.108	24.064	47.756	42.288	259.0	13:58.283
8	3	1:54.241	23.967	47.741	42.533	258.4	15:52.524

60 Proton Competition		Porsche 911 GT3 R					
1.Claudio SCHIAVONI GT		3.Alessio PICARIELLO					
2.Matteo CRESSONI							
1	2	2:29.625	52.757	50.909	45.959	213.4	2:29.625
2	2	1:56.890	25.396	48.442	43.052	252.9	4:26.515
3	2	1:56.008	24.723	48.475	42.810	256.5	6:22.523
4	2	1:55.099	24.343	47.991	42.765	258.4	8:17.622
5	2	1:55.053	24.229	47.824	43.000	258.4	10:12.675
6	2	1:55.177	24.364	47.980	42.833	258.4	12:07.852
7	2	1:55.482	24.308	47.963	43.211	246.0	14:03.334
8	2	1:55.137	24.314	47.961	42.862	257.8	15:58.471

74 Kessel Racing		Ferrari 296 GT3					
1.Dustin Scott BLATTNER GT		3.Dennis MARSCHALL					
2.Ben TUCK							
1	3	3:13.341	1:35.725	50.626	46.990	223.1	3:13.341
2	3	1:55.342	24.719	47.844	42.779	256.5	5:08.683
3	3	1:54.406	24.339	47.686	42.381	257.8	7:03.089
4	3	1:55.992	24.487	48.015	43.490	257.8	8:59.081
5	3	1:55.138	24.160	47.555	43.423	259.0	10:54.219
6	3	1:54.410	24.067	47.566	42.777	259.6	12:48.629
7	3	1:54.392	23.988	47.882	42.522	259.0	14:43.021
8	3	1:55.238	24.281	48.039	42.918	255.3	16:38.259

77 Optimum Motorsport		McLaren 720S GT3					
1.Morgan TILLBROOK GT		3.Marvin KIRCHHOFFER					
2.Tom IKIN							
1	1	2:58.321	1:17.429	54.408	46.484	194.6	2:58.321
2	1	2:01.418	25.457	48.739	47.222	258.4	4:59.739
3	1	1:58.277	25.005	48.032	45.240	259.6	6:58.016
4	1	1:56.961	24.558	47.935	44.468	259.0	8:54.977
5	1	2:00.491	25.256	49.141	46.094	242.2	10:55.468
6	1	1:58.018	24.667	48.421	44.930	260.9	12:53.486
7	1	1:58.371	24.712	48.975	44.684	260.9	14:51.857
8	1	1:58.278	24.739	48.406	45.133	259.6	16:50.135

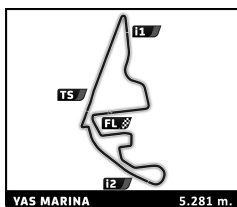
  

79 Tsunami RT		Porsche 911 GT3 R					
1.Johannes ZELGER GT		3.Daniel GAUNT					
2.Fabio BABINI							
1	2	2:52.634 B	1:09.107	51.577	51.950	222.2	2:52.634
2	2	3:42.352	2:08.705	49.122	44.525	253.5	6:34.986





# ASIAN LE MANS SERIES



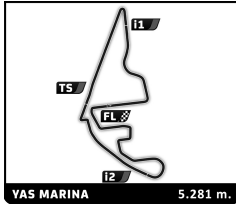
## Asian Le Mans Series 4 Hours of Abu Dhabi Warm Up

### Sector Analysis

Lap under Red Flag   Invalidated Lap   Personal Best   Session Best   B Crossing the pit lane

Lap	D	Time	Sector 1	Sector 2	Sector 3	T. Spd	Elapsed	Lap	D	Time	Sector 1	Sector 2	Sector 3	T. Spd	Elapsed
3	2	1:56.876	24.710	48.358	43.808	257.1	8:31.862	4	1	<del>1:56.826</del>	<del>24.886</del>	48.346	43.594	257.1	8:41.410
4	2	1:56.909	<b>24.522</b>	48.589	43.798	251.2	10:28.771	5	1	<b>1:56.050</b>	<b>24.501</b>	48.232	<b>43.317</b>	258.4	10:37.460
5	2	1:59.983	24.648	48.621	46.714	252.9	12:28.754	6	1	1:56.495	24.653	48.412	43.430	258.4	12:33.955
6	2	<b>1:56.140</b>	24.632	48.235	<b>43.273</b>	259.6	14:24.894	7	1	1:57.449	24.898	48.438	44.113	258.4	14:31.404
7	2	<del>1:56.062</del>	<del>24.524</del>	<b>47.960</b>	43.578	258.4	16:20.956	8	1	1:56.284	24.526	<b>48.087</b>	43.671	257.8	16:27.688
<b>81</b>	<b>Winward Racing</b> 1. Luca STOLZ 2. Gabriele PIANA		3. Rinat SALIKHOV		Mercedes-AMG GT3 EVO GT										
1	2	3:19.001 <b>B</b>	1:27.728	55.670	55.603	172.0	3:19.001	1	3	2:13.775	40.013	50.068	43.694	246.6	2:13.775
2	2	3:50.304	2:15.464	50.389	44.451	251.2	7:09.305	2	3	1:55.332	24.691	48.105	<b>42.536</b>	254.7	4:09.107
3	2	1:55.555	24.538	48.147	<b>42.870</b>	259.0	9:04.860	3	3	<del>1:55.115</del>	<del>24.433</del>	47.714	42.968	258.4	6:04.222
4	2	1:55.078	24.342	47.754	42.982	259.6	10:59.938	4	3	<del>1:55.898</del>	<del>24.272</del>	48.144	43.482	264.1	8:00.120
5	2	<b>1:54.675</b>	24.186	<b>47.565</b>	42.924	260.2	12:54.613	5	3	<del>1:55.004</del>	<del>24.166</del>	47.749	43.089	259.0	9:55.124
6	2	1:56.474	<b>24.128</b>	47.940	44.406	260.9	14:51.087	6	3	<b>1:54.514</b>	24.290	<b>47.686</b>	42.538	259.0	11:49.638
7	2	<del>1:55.220</del>	<del>24.303</del>	47.742	43.175	260.2	16:46.307	7	3	1:55.580	24.742	48.076	42.762	259.6	13:45.218
<b>82</b>	<b>AF Corse</b> 1. Charles-Henri SAMANI 2. Conrad LAURSEN		3. Nico VARRONE		Ferrari 296 GT3 GT										
1	3	3:15.048	1:37.594	51.008	46.446	245.5	3:15.048	8	3	1:54.848	<b>24.238</b>	47.999	42.611	258.4	15:40.066
2	3	1:56.895	25.292	48.292	43.311	257.1	5:11.943	<b>89</b>	<b>EBM</b> 1. Gabriel RINDONE 2. Jamie DAY		3. Mattia DRUDI		Aston Martin Vantage AMR GT3 GT		
3	3	1:55.201	24.239	48.293	42.669	254.1	7:07.144	1	2	3:39.468 <b>B</b>	2:00.714	51.739	47.015	247.1	3:39.468
4	3	1:55.347	24.110	47.878	43.359	258.4	9:02.491	2	2	3:13.822 <b>B</b>	1:37.247	<b>50.409</b>	46.166	250.0	6:53.290
5	3	1:54.498	24.124	<b>47.756</b>	42.618	258.4	10:56.989	<b>91</b>	<b>Pure Rxcing</b> 1. Aliaksandr MALYKHIN 2. Harry KING		3. Julien ANDLAUER		Oreca 07 - Gibson LMP2		
6	3	1:55.841	24.280	47.809	43.752	259.6	12:52.830	1	3	2:29.785	58.749	47.167	43.869	220.9	2:29.785
7	3	1:57.593	24.325	48.626	44.642	251.7	14:50.423	2	3	1:46.233	22.110	44.057	40.066	274.1	4:16.018
8	3	<b>1:54.413</b>	<b>24.048</b>	47.918	<b>42.447</b>	257.8	16:44.836	3	3	1:42.088	20.967	43.362	<b>37.759</b>	280.5	5:58.106
<b>83</b>	<b>AF Corse</b> 1. Francois PERRODO 2. Matthieu VAXIVIERE		3. Alessio ROVERA		Oreca 07 - Gibson LMP2										
1	3	2:51.563	1:18.584	50.530	42.449	188.8	2:51.563	4	3	1:41.688	<b>20.902</b>	<b>42.997</b>	37.789	283.5	7:39.794
2	3	1:47.683	22.336	44.721	40.626	260.9	4:39.246	5	3	1:42.131	20.953	43.072	38.106	284.2	9:21.925
3	3	1:45.454	22.181	44.001	39.272	272.7	6:24.700	6	3	1:43.727	21.260	43.350	39.117	284.2	11:05.652
4	3	1:44.921	21.957	43.696	39.268	278.4	8:09.621	7	3	1:46.329	22.087	43.627	40.615	279.1	12:51.981
5	3	1:44.373	21.420	43.644	39.309	279.8	9:53.994	8	3	1:46.331	21.308	43.766	41.257	270.0	14:38.312
6	3	<b>1:41.986</b>	21.009	43.113	<b>37.864</b>	279.8	11:35.980	9	3	1:42.675	20.982	43.554	38.139	278.4	16:20.987
7	3	1:43.954	20.964	43.344	39.646	280.5	13:19.934	<b>92</b>	<b>Manthey EMA</b> 1. Ryan HARDWICK 2. Riccardo PERA		3. Richard LIETZ		Porsche 911 GT3 R GT		
8	3	1:43.560	<b>20.863</b>	<b>42.943</b>	39.754	285.7	15:03.494	1	3	2:27.659	49.854	52.304	45.501	220.0	2:27.659
<b>85</b>	<b>Iron Dames</b> 1. Celia MARTIN 2. Sarah BOVY		3. Michelle GATTING		Porsche 911 GT3 R GT										
1	3	3:20.837	1:30.737	58.854	51.246	164.1	3:20.837	2	3	1:57.852	25.452	49.180	43.220	248.8	4:25.511
2	3	2:04.477	26.380	53.132	44.965	196.7	5:25.314	3	3	<del>1:55.723</del>	24.709	47.937	<del>42.977</del>	259.0	6:21.234
3	3	2:00.704	25.225	52.059	43.420	198.5	7:26.018	4	3	1:55.120	24.380	47.873	42.867	259.6	8:16.354
4	3	1:55.695	24.526	48.028	43.141	257.1	9:21.713	5	3	1:55.715	24.256	48.070	43.389	259.0	10:12.069
5	3	2:07.069	25.838	52.410	48.821	235.3	11:28.782	6	3	<b>1:54.560</b>	<b>24.124</b>	<b>47.827</b>	42.609	257.8	12:06.629
6	3	1:55.147	24.682	47.868	<b>42.597</b>	258.4	13:23.929	7	3	<del>1:54.759</del>	<del>24.307</del>	47.917	<b>42.535</b>	258.4	14:01.388
7	3	<b>1:54.776</b>	<b>24.256</b>	<b>47.580</b>	42.940	259.0	15:18.705	8	3	1:55.950	24.174	47.856	43.920	257.8	15:57.338
<b>87</b>	<b>Origine Motorsport</b> 1. Bo YUAN 2. Hongli YE		3. Laurin HEINRICH		Porsche 911 GT3 R GT										
1	1	2:43.761	1:07.341	50.904	45.516	244.9	2:43.761	<b>96</b>	<b>2Seas Motorsport</b> 1. Anthony MCINTOSH 2. Parker THOMPSON		3. Ben BARNICOAT		Mercedes-AMG GT3 EVO GT		
2	1	<del>1:58.448</del>	<del>25.139</del>	48.849	44.460	256.5	4:42.209	1	2	2:36.981	1:00.702	51.362	44.917	219.1	2:36.981
3	1	2:02.375	24.764	48.380	49.231	257.8	6:44.584	2	2	1:56.940	24.822	48.490	43.628	255.3	4:33.921
								3	2	<del>1:55.396</del>	<del>24.402</del>	47.902	43.092	258.4	6:29.317
								4	2	1:54.710	24.289	47.652	42.769	258.4	8:24.027
								5	2	1:54.652	24.206	47.724	42.722	257.8	10:18.679
								6	2	1:54.475	24.144	<b>47.556</b>	42.775	258.4	12:13.154





## Asian Le Mans Series 4 Hours of Abu Dhabi Warm Up

### Sector Analysis

**Lap under Red Flag**   **Invalidated Lap**   **Personal Best**   **Session Best**   **B Crossing the pit lane**

Lap	D	Time	Sector 1	Sector 2	Sector 3	T. Spd	Elapsed	Lap	D	Time	Sector 1	Sector 2	Sector 3	T. Spd	Elapsed
7	2	1:54.856	24.236	47.763	42.857	257.1	14:08.010								
8	2	<b>1:54.369</b>	<b>23.952</b>	47.800	<b>42.617</b>	259.0	16:02.379								
<b>98</b>		<b>EBM</b>	1. Anderson TANOTO		3. Marco SORENSEN	Aston Martin Vantage AMR GT3									
			2. Brendon LEITCH			GT									
1	2	2:39.494 <b>B</b>	44.095	1:00.730	54.669	182.1	2:39.494								
2	1	4:21.359	2:36.037	54.976	50.346	210.1	7:00.853								
3	1	<b>2:02.716</b>	<b>26.343</b>	49.814	46.559	256.5	9:03.569								
4	1	<del>2:00.416</del>	<del>25.529</del>	<b>49.453</b>	<b>45.434</b>	257.1	11:03.985								
5	1	2:17.112 <b>B</b>	28.761	53.410	54.941	213.0	13:21.097								

