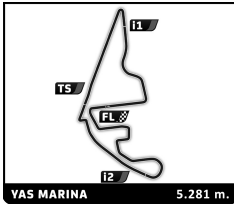


Asian Le Mans Series 4 Hours of Abu Dhabi Race 2

Pit Stop Analysis

No	In Time	In Driver	Out Time	Out Driver	Pit Time	T. Pit Time	No	In Time	In Driver	Out Time	Out Driver	Pit Time	T. Pit Time
2	Climax Racing Mercedes-AMG GT3 EVO GT						3	18:45:41.732	J. RIED	18:46:56.450	J. RIED	1:14.718	3:00.807
1	17:25:43.734	B. ZHOU	17:26:22.855	B. ZHOU	39.121	39.121	4	19:40:55.849	J. RIED	19:42:05.121	M. BECHE	1:09.272	4:10.079
2	18:30:03.473	B. ZHOU	18:31:19.475	B. ZHOU	1:16.002	1:55.123	5	20:22:27.089	M. BECHE	20:23:53.453	M. BECHE	1:26.364	5:36.443
3	18:43:00.529	B. ZHOU	18:43:58.144	R. ARON	57.615	2:52.738	12 Car Collection Motorsport Porsche 911 GT3 R GT						
4	19:46:42.485	R. ARON	19:48:09.066	E. SEPPANEN	1:26.581	4:19.319	1	17:22:47.008	B. MARDINI	17:23:24.672	B. MARDINI	37.664	37.664
5	20:52:06.581	E. SEPPANEN	20:52:38.868	E. SEPPANEN	32.287	4:51.606	2	18:26:35.736	B. MARDINI	18:27:05.743	B. MARDINI	30.007	1:07.671
3	DKR Engineering Oreca 07 - Gibson LMP2						3	18:42:20.613	B. MARDINI	18:43:35.861	J. KELL	1:15.248	2:22.919
1	17:24:44.494	G. KOLOVOS	17:25:26.518	G. KOLOVOS	42.024	42.024	4	19:41:19.514	J. KELL	19:41:41.045	J. KELL	21.531	2:44.450
2	18:07:45.257	G. KOLOVOS	18:09:09.561	J. VAN UITERT	1:24.304	2:06.328	5	19:51:31.742	J. KELL	19:51:56.670	J. KELL	24.928	3:09.378
3	18:46:18.808	J. VAN UITERT	18:47:15.702	J. VAN UITERT	56.894	3:03.222	6	20:09:48.813	J. KELL	20:11:07.704	N. MENZEL	1:18.891	4:28.269
4	19:40:51.987	J. VAN UITERT	19:41:59.252	L. HÖRR	1:07.265	4:10.487	15 RLR M Sport Ligier JS P320 - Nissan LMP3						
5	20:24:14.890	L. HÖRR	20:25:52.022	L. HÖRR	1:37.132	5:47.619	1	17:21:26.756	C. SHORT	17:23:07.328	C. SHORT	1:40.572	1:40.572
7	Graff Racing Ligier JS P320 - Nissan LMP3						2	18:10:21.061	C. SHORT	18:11:32.931	N. ADCKOCK	1:11.870	2:52.442
1	17:21:21.167	A. BUKHANTSOV	17:23:02.455	A. BUKHANTSOV	1:41.288	1:41.288	3	18:45:22.005	N. ADCKOCK	18:47:05.790	N. ADCKOCK	1:43.785	4:36.227
2	18:17:10.707	A. BUKHANTSOV	18:17:32.336	A. BUKHANTSOV	21.629	2:02.917	4	19:25:24.365	N. ADCKOCK	19:26:23.641	I. AGUILERA	59.276	5:35.503
3	18:34:38.460	A. BUKHANTSOV	18:46:55.151	A. BUKHANTSOV	12:16.691	14:19.608	5	20:26:19.315	I. AGUILERA	20:27:09.922	I. AGUILERA	50.607	6:26.110
4	19:06:02.521	A. BUKHANTSOV	19:06:59.931	J. WINSLOW	57.410	15:17.018	16 Winward Racing Mercedes-AMG GT3 EVO GT						
5	20:07:43.096	J. WINSLOW	20:08:59.832	D. FROST	1:16.736	16:33.754	1	17:22:32.516	S. STOLYAROV	17:23:12.586	S. STOLYAROV	40.070	40.070
8	Dragon Racing Ferrari 296 GT3 GT						2	17:48:24.135	S. STOLYAROV	17:48:49.340	S. STOLYAROV	25.205	1:05.275
1	17:26:33.714	T. COLEMAN	17:27:24.077	T. COLEMAN	50.363	50.363	3	18:41:38.985	S. STOLYAROV	18:42:59.012	V. SHAYTAR	1:20.027	2:25.302
2	18:31:38.578	T. COLEMAN	18:32:00.024	T. COLEMAN	21.446	1:11.809	4	19:47:00.974	V. SHAYTAR	19:47:22.436	V. SHAYTAR	21.462	2:46.764
3	18:38:03.562	T. COLEMAN	18:39:28.984	L. HANAFIN	1:25.422	2:37.231	5	20:06:48.076	V. SHAYTAR	20:08:12.907	M. ENGEL	1:24.831	4:11.595
4	19:43:08.763	L. HANAFIN	19:44:27.020	L. HANAFIN	1:18.257	3:55.488	19 Blackthorn Aston Martin Vantage AMR GT3 GT						
5	20:17:37.426	L. HANAFIN	20:17:58.759	L. HANAFIN	21.333	4:16.821	1	18:08:48.928	G. PETROBELLI	18:10:06.877	G. PETROBELLI	1:17.949	1:17.949
6	20:52:56.723	L. HANAFIN	20:54:05.888	A. TELLITZ	1:09.165	5:25.986	2	18:43:29.017	G. PETROBELLI	18:44:37.880	C. BATEMAN	1:08.863	2:26.812
7	20:56:14.817	A. TELLITZ	20:56:41.702	A. TELLITZ	26.885	5:52.871	3	19:00:26.295	C. BATEMAN	19:00:52.147	C. BATEMAN	25.852	2:52.664
9	GetSpeed Mercedes-AMG GT3 EVO GT						4	20:03:42.042	C. BATEMAN	20:05:11.361	J. ADAM	1:29.319	4:21.983
1	17:26:33.133	A. BARTONE	17:27:08.234	A. BARTONE	35.101	35.101	20 Algarve Pro Racing Oreca 07 - Gibson LMP2						
2	17:44:27.933	A. BARTONE	17:44:49.659	A. BARTONE	21.726	56.827	1	17:24:53.728	K. LENTOUDIS	17:25:37.291	K. LENTOUDIS	43.563	43.563
3	18:38:43.267	A. BARTONE	18:40:00.936	S. JANS	1:17.669	2:14.496	2	18:08:27.874	K. LENTOUDIS	18:09:23.658	O. CALDWELL	55.784	1:39.347
4	19:29:41.306	S. JANS	19:30:02.988	S. JANS	21.682	2:36.178	3	18:42:22.799	O. CALDWELL	18:43:48.011	O. CALDWELL	1:25.212	3:04.559
5	20:11:58.376	S. JANS	20:13:16.491	F. SCHILLER	1:18.115	3:54.293	4	19:18:12.520	O. CALDWELL	19:19:05.200	O. CALDWELL	52.680	3:57.239
10	Manthey Porsche 911 GT3 R GT						5	19:27:10.055	O. CALDWELL	19:49:11.336	A. QUINN	22:01.281	25:58.520
1	17:22:27.509	A. AU	17:23:04.900	A. AU	37.391	37.391	6	20:30:58.924	A. QUINN	20:32:02.587	A. QUINN	1:03.663	27:02.183
2	18:16:29.230	A. AU	18:16:50.638	A. AU	21.408	58.799	21 Car Collection Motorsport Porsche 911 GT3 R GT						
3	18:45:08.047	A. AU	18:46:27.852	K. BACHLER	1:19.805	2:18.604	1	17:23:24.751	HASH	17:24:01.325	HASH	36.574	36.574
4	19:50:11.227	K. BACHLER	19:51:24.809	J. STURM	1:13.582	3:32.186	2	17:27:49.862	HASH	17:28:11.400	HASH	21.538	58.112
5	20:54:56.736	J. STURM	20:55:30.341	J. STURM	33.605	4:05.791	3	18:31:43.725	HASH	18:32:12.745	HASH	29.020	1:27.132
11	Proton Competition Oreca 07 - Gibson LMP2						4	18:40:51.799	HASH	18:42:04.296	A. FONTANA	1:12.497	2:39.629
1	17:24:43.557	A. MATTSCHULL	17:25:25.131	A. MATTSCHULL	41.574	41.574	5	19:40:16.881	A. FONTANA	19:42:29.123	Y. METTLER	2:12.242	4:51.871
2	18:11:09.107	A. MATTSCHULL	18:12:13.622	J. RIED	1:04.515	1:46.089	6	20:46:51.712	Y. METTLER	20:47:29.330	Y. METTLER	37.618	5:29.489



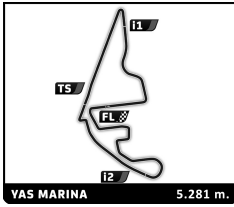


Asian Le Mans Series 4 Hours of Abu Dhabi Race 2

Pit Stop Analysis

No	In Time	In Driver	Out Time	Out Driver	Pit Time	T. Pit Time	No	In Time	In Driver	Out Time	Out Driver	Pit Time	T. Pit Time
22	Proton Competition Oreca 07 - Gibson LMP2						2	18:43:01.481	M. WISER	18:44:19.741	M. FRANCO	1:18.260	2:32.220
1	18:03:47.583	G. RODA	18:04:42.935	G. RODA	55.352	55.352	3	19:49:10.920	M. FRANCO	19:49:32.282	M. FRANCO	21.362	2:53.582
2	18:27:53.488	G. RODA	18:29:15.005	V. LOMKO	1:21.517	2:16.869	4	20:05:14.183	M. FRANCO	20:06:37.968	D. RIGON	1:23.785	4:17.367
3	18:44:27.931	V. LOMKO	18:45:06.031	V. LOMKO	38.100	2:54.969	5	20:58:45.546	D. RIGON	20:59:06.923	D. RIGON	21.377	4:38.744
4	19:33:47.345	V. LOMKO	19:34:48.545	T. DILLMANN	1:01.200	3:56.169	30 RD Limited Oreca 07 - Gibson LMP2						
5	20:16:50.961	T. DILLMANN	20:18:19.141	T. DILLMANN	1:28.180	5:24.349	1	17:24:58.067	F. POORDAD	17:25:39.061	F. POORDAD	40.994	40.994
6	21:02:30.319	T. DILLMANN	21:03:03.434	T. DILLMANN	33.115	5:57.464	2	18:11:54.994	F. POORDAD	18:12:52.576	J. ALLEN	57.582	1:38.576
23	Absolute Racing Ferrari 296 GT3 GT						3	18:42:29.967	J. ALLEN	18:43:53.390	J. ALLEN	1:23.423	3:01.999
1	17:27:16.066	G. BENNETT	17:27:54.604	G. BENNETT	38.538	38.538	4	19:38:43.953	J. ALLEN	19:39:49.560	T. VAUTIER	1:05.607	4:07.606
2	18:15:27.321	G. BENNETT	18:15:48.746	G. BENNETT	21.425	59.963	5	20:22:05.229	T. VAUTIER	20:23:41.981	T. VAUTIER	1:36.752	5:44.358
3	18:38:02.464	G. BENNETT	18:39:20.254	C. VAN DER DRIFT	1:17.790	2:17.753	34 Inter Europol Competition Ligier JS P320 - Nissan LMP3						
4	19:42:48.431	C. VAN DER DRIFT	19:44:01.404	C. BENNETT	1:12.973	3:30.726	1	17:25:21.159	T. CRESWICK	17:27:06.202	T. CRESWICK	1:45.043	1:45.043
5	19:52:01.906	C. BENNETT	19:52:23.373	C. BENNETT	21.467	3:52.193	2	18:35:36.165	T. CRESWICK	18:36:20.555	T. CRESWICK	44.390	2:29.433
6	20:54:40.824	C. BENNETT	20:55:19.830	C. BENNETT	39.006	4:31.199	3	19:02:16.401	T. CRESWICK	19:03:58.433	D. ALI	1:42.032	4:11.465
24	Nielsen Racing Oreca 07 - Gibson LMP2						4	19:25:13.943	D. ALI	19:44:08.592	D. ALI	18:54.649	23:06.114
1	17:24:45.744	N. RAO	17:25:28.979	N. RAO	43.235	43.235	5	19:46:17.012	D. ALI	19:46:38.674	D. ALI	21.662	23:27.776
2	18:07:47.757	N. RAO	18:08:49.064	M. BELL	1:01.307	1:44.542	6	20:13:19.543	D. ALI	20:14:30.292	D. DEDECKER	1:10.749	24:38.525
3	18:45:42.740	M. BELL	18:47:03.960	M. BELL	1:21.220	3:05.762	35 Ultimate Ligier JS P320 - Nissan LMP3						
4	19:37:00.518	M. BELL	19:38:07.823	N. CATSBURG	1:07.305	4:13.067	1	18:23:17.170	L. STERN	18:24:00.063	L. STERN	42.893	42.893
5	20:18:34.242	N. CATSBURG	20:20:01.435	N. CATSBURG	1:27.193	5:40.260	2	18:43:30.016	L. STERN	18:45:11.675	L. STERN	1:41.659	2:24.552
25	Algarve Pro Racing Oreca 07 - Gibson LMP2						3	19:02:15.026	L. STERN	19:03:12.089	L. COLAVITA	57.063	3:21.615
1	17:26:32.501	M. JENSEN	17:27:35.156	M. JENSEN	1:02.655	1:02.655	4	20:07:32.433	L. COLAVITA	20:09:35.886	M. QUINTARELLI	2:03.453	5:25.068
2	18:14:08.556	M. JENSEN	18:15:11.549	V. RINICELLA	1:02.993	2:05.648	43 Inter Europol Competition Ligier JS P320 - Nissan LMP3						
3	18:40:00.822	V. RINICELLA	18:41:14.723	V. RINICELLA	1:13.901	3:19.549	1	18:23:50.070	S. BROOKS	18:24:49.399	S. BROOKS	59.329	59.329
4	19:23:35.905	V. RINICELLA	19:24:37.663	M. JAKOBSSEN	1:01.758	4:21.307	2	19:08:08.087	S. BROOKS	19:09:52.455	M. KRISTENSEN	1:44.368	2:43.697
5	20:04:33.718	M. JAKOBSSEN	20:06:00.242	M. JAKOBSSEN	1:26.524	5:47.831	3	20:10:44.075	M. KRISTENSEN	20:12:27.100	K. RABIN	1:43.025	4:26.722
6	20:49:59.909	M. JAKOBSSEN	20:50:46.739	M. JAKOBSSEN	46.830	6:34.661	4	20:54:27.812	K. RABIN	20:54:49.484	K. RABIN	21.672	4:48.394
26	Bretton Racing Ligier JS P320 - Nissan LMP3						49 High Class Racing Ligier JS P320 - Nissan LMP3						
1	17:25:14.232	J. MOELLER	17:26:55.002	J. MOELLER	1:40.770	1:40.770	1	17:58:47.105	M. PATTERSON	18:00:35.194	T. KIEFER	1:48.089	1:48.089
2	18:39:18.377	J. MOELLER	18:40:08.713	J. MOELLER	50.336	2:31.106	2	18:45:36.683	T. KIEFER	18:47:25.588	T. KIEFER	1:48.905	3:36.994
3	19:02:13.435	J. MOELLER	19:04:08.028	G. PEEBLES	1:54.593	4:25.699	3	19:59:21.908	T. KIEFER	20:00:37.267	A. FJORDBACH	1:15.359	4:52.353
4	20:09:34.500	G. PEEBLES	20:10:53.734	T. JENSEN	1:19.234	5:44.933	50 AF Corse Oreca 07 - Gibson LMP2						
27 Optimum Motorsport McLaren 720S GT3 GT							1	17:22:25.980	P. BYRNE	17:23:06.842	P. BYRNE	40.862	40.862
1	17:27:00.894	A. GILBERT	17:27:50.282	A. GILBERT	49.388	49.388	2	18:08:08.313	P. BYRNE	18:09:29.158	J. CLARKE	1:20.845	2:01.707
2	17:40:45.348	A. GILBERT	17:41:07.160	A. GILBERT	21.812	1:11.200	3	18:41:05.149	J. CLARKE	18:42:03.140	J. CLARKE	57.991	2:59.698
3	18:13:18.425	A. GILBERT	18:13:40.119	A. GILBERT	21.694	1:32.894	4	19:40:12.896	J. CLARKE	19:41:43.450	O. PLA	1:30.554	4:30.252
4	18:42:49.473	A. GILBERT	18:44:13.488	B. GOETHE	1:24.015	2:56.909	5	20:22:11.571	O. PLA	20:23:18.500	O. PLA	1:06.929	5:37.181
5	19:48:38.281	B. GOETHE	19:49:58.864	F. RUEDA	1:20.583	4:17.492	51 AF Corse Ferrari 296 GT3 GT						
6	20:53:44.789	F. RUEDA	20:54:17.355	F. RUEDA	32.566	4:50.058	1	17:26:13.191	C. TOLEDO	17:26:49.872	C. TOLEDO	36.681	36.681
28 AF Corse Ferrari 296 GT3 GT							2	18:30:30.562	C. TOLEDO	18:30:51.954	C. TOLEDO	21.392	58.073
1	18:08:45.132	M. WISER	18:09:59.092	M. WISER	1:13.960	1:13.960	3	18:42:15.041	C. TOLEDO	18:43:38.099	R. AGOSTINI	1:23.058	2:21.131



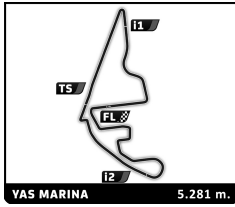


Asian Le Mans Series 4 Hours of Abu Dhabi Race 2

Pit Stop Analysis

No	In Time	In Driver	Out Time	Out Driver	Pit Time	T. Pit Time	No	In Time	In Driver	Out Time	Out Driver	Pit Time	T. Pit Time		
4	19:47:01.633	R. AGOSTINI	19:48:16.409	C. SBIRRAZZUOLI	1:14.776	3:35.907	82	AF Corse Ferrari 296 GT3						GT	
5	20:17:36.856	C. SBIRRAZZUOLI	20:18:03.837	C. SBIRRAZZUOLI	26.981	4:02.888	1	17:26:34.326	C. SAMANI	17:27:12.292	C. SAMANI	37.966	37.966		
6	20:45:25.109	C. SBIRRAZZUOLI	20:45:59.913	C. SBIRRAZZUOLI	34.804	4:37.692	2	18:30:49.584	C. SAMANI	18:31:10.970	C. SAMANI	21.386	59.352		
7	20:57:47.440	C. SBIRRAZZUOLI	20:58:08.786	C. SBIRRAZZUOLI	21.346	4:59.038	3	18:42:45.920	C. SAMANI	18:44:04.545	N. VARRONE	1:18.625	2:17.977		
8	21:00:13.305	C. SBIRRAZZUOLI	21:00:45.898	C. SBIRRAZZUOLI	32.593	5:31.631	4	19:48:38.806	N. VARRONE	19:49:55.422	C. LAURSEN	1:16.616	3:34.593		
57	Car Guy Ferrari 296 GT3						GT	83	AF Corse Oreca 07 - Gibson						LMP2
1	17:26:15.304	T. KIMURA	17:26:52.588	T. KIMURA	37.284	37.284	1	17:24:46.436	F. PERRODC	17:25:47.600	F. PERRODC	1:01.164	1:01.164		
2	18:28:51.264	T. KIMURA	18:29:12.681	T. KIMURA	21.417	58.701	2	18:09:34.521	F. PERRODC	18:10:31.984	A. ROVERA	57.463	1:58.627		
3	18:37:25.591	T. KIMURA	18:38:42.729	C. STEVENSON	1:17.138	2:15.839	3	18:45:20.733	A. ROVERA	18:46:35.816	A. ROVERA	1:15.083	3:13.710		
4	19:43:04.385	C. STEVENSON	19:43:39.079	C. STEVENSON	34.694	2:50.533	4	19:40:27.097	A. ROVERA	19:41:32.347	M. VAXIVIERE	1:05.250	4:18.960		
5	20:10:42.898	C. STEVENSON	20:12:07.904	D. SERRA	1:25.006	4:15.539	5	20:23:49.095	M. VAXIVIERE	20:25:12.558	M. VAXIVIERE	1:23.463	5:42.423		
60	Proton Competition Porsche 911 GT3 R						GT	85	Iron Dames Porsche 911 GT3 R						GT
1	17:27:19.934	C. SCHIAVONI	17:27:59.987	C. SCHIAVONI	40.053	40.053	1	17:26:45.676	C. MARTIN	17:27:22.999	C. MARTIN	37.323	37.323		
2	18:34:03.782	C. SCHIAVONI	18:34:25.486	C. SCHIAVONI	21.704	1:01.757	2	18:28:43.059	C. MARTIN	18:29:04.753	C. MARTIN	21.694	59.017		
3	18:41:48.683	C. SCHIAVONI	18:43:04.763	M. CRESSONI	1:16.080	2:17.837	3	18:31:09.750	C. MARTIN	18:32:22.761	S. BOVY	1:13.011	2:12.028		
4	19:47:03.731	M. CRESSONI	19:47:25.394	M. CRESSONI	21.663	2:39.500	4	18:44:58.908	S. BOVY	18:45:33.673	S. BOVY	34.765	2:46.793		
5	20:06:50.520	M. CRESSONI	20:08:09.797	A. PICARIELLO	1:19.277	3:58.777	5	19:49:08.942	S. BOVY	19:49:30.625	S. BOVY	21.683	3:08.476		
74	Kessel Racing Ferrari 296 GT3						GT	6	20:03:15.712	S. BOVY	20:04:37.372	M. GATTING	1:21.660	4:30.136	
1	17:22:28.678	D. BLATTNER	17:23:05.931	D. BLATTNER	37.253	37.253	87	Origine Motorsport Porsche 911 GT3 R						GT	
2	18:24:03.368	D. BLATTNER	18:25:14.562	D. BLATTNER	1:11.194	1:48.447	1	17:23:04.080	B. YUAN	17:23:25.833	B. YUAN	21.753	21.753		
3	18:46:19.775	D. BLATTNER	18:47:24.801	B. TUCK	1:05.026	2:53.473	2	17:27:10.914	B. YUAN	17:28:33.722	B. YUAN	1:22.808	1:44.561		
4	19:40:51.367	B. TUCK	19:41:12.856	B. TUCK	21.489	3:14.962	3	18:32:31.446	B. YUAN	18:33:24.479	B. YUAN	53.033	2:37.594		
5	20:04:23.672	B. TUCK	20:05:52.293	D. MARSCHALL	1:28.621	4:43.583	4	18:39:23.731	B. YUAN	18:40:49.272	L. HEINRICH	1:25.541	4:03.135		
77	Optimum Motorsport McLaren 720S GT3						GT	5	19:39:01.506	L. HEINRICH	19:40:22.046	H. YE	1:20.540	5:23.675	
1	17:25:55.499	M. TILLBROOK	17:26:34.265	M. TILLBROOK	38.766	38.766	6	20:44:24.365	H. YE	20:45:00.581	H. YE	36.216	5:59.891		
2	18:14:35.614	M. TILLBROOK	18:14:57.365	M. TILLBROOK	21.751	1:00.517	7	20:49:00.694	H. YE	20:54:07.195	H. YE	5:06.501	11:06.392		
3	18:38:47.423	M. TILLBROOK	18:40:15.062	T. IKIN	1:27.639	2:28.156	88	Dragon Racing Ferrari 296 GT3						GT	
4	19:05:48.703	T. IKIN	19:06:39.741	T. IKIN	51.038	3:19.194	1	17:26:05.318	M. PULCINI	17:26:46.812	M. PULCINI	41.494	41.494		
79	Tsunami RT Porsche 911 GT3 R						GT	2	18:30:19.170	M. PULCINI	18:30:40.527	M. PULCINI	21.357	1:02.851	
1	17:22:33.701	J. ZELGER	17:23:15.398	J. ZELGER	41.697	41.697	3	18:41:31.472	M. PULCINI	18:43:29.687	N. MARINANGELI	1:58.215	3:01.066		
2	18:27:25.580	J. ZELGER	18:27:47.245	J. ZELGER	21.665	1:03.362	4	19:47:06.568	N. MARINANGELI	19:47:27.905	N. MARINANGELI	21.337	3:22.403		
3	18:40:09.867	J. ZELGER	18:41:49.554	D. GAUNT	1:39.687	2:43.049	5	20:08:55.643	N. MARINANGELI	20:10:17.376	G. ALTOE	1:21.733	4:44.136		
4	18:45:38.020	D. GAUNT	18:45:59.842	D. GAUNT	21.822	3:04.871	89	EBM Aston Martin Vantage AMR GT3						GT	
5	19:37:47.320	D. GAUNT	19:38:09.309	D. GAUNT	21.989	3:26.860	1	17:25:56.504	G. RINDONE	17:26:35.413	G. RINDONE	38.909	38.909		
6	20:05:52.655	D. GAUNT	20:07:36.835	F. BABINI	1:44.180	5:11.040	2	18:30:16.541	G. RINDONE	18:30:37.960	G. RINDONE	21.419	1:00.328		
81	Winward Racing Mercedes-AMG GT3 EVO						GT	3	18:41:26.267	G. RINDONE	18:42:54.648	M. DRUDI	1:28.381	2:28.709	
1	17:26:35.801	R. SALIKHOV	17:27:13.889	R. SALIKHOV	38.088	38.088	4	19:46:19.722	M. DRUDI	19:47:36.761	J. DAY	1:17.039	3:45.748		
2	18:30:17.504	R. SALIKHOV	18:31:28.765	R. SALIKHOV	1:11.261	1:49.349	5	20:51:11.975	J. DAY	20:51:46.789	J. DAY	34.814	4:20.562		
3	18:43:27.101	R. SALIKHOV	18:44:15.631	L. STOLZ	48.530	2:37.879	91	Pure Rxcing Oreca 07 - Gibson						LMP2	
4	19:49:00.015	L. STOLZ	19:50:17.730	G. PIANA	1:17.715	3:55.594	1	17:17:40.309	J. ANDLAUER	17:18:40.933	A. MALYKHIN	1:00.624	1:00.624		
5	20:54:07.602	G. PIANA	20:54:35.551	G. PIANA	27.949	4:23.543	2	18:16:17.215	A. MALYKHIN	18:17:15.548	A. MALYKHIN	58.333	1:58.957		





Asian Le Mans Series

4 Hours of Abu Dhabi

Race 2

Pit Stop Analysis

No	In Time	In Driver	Out Time	Out Driver	Pit Time	T. Pit Time	No	In Time	In Driver	Out Time	Out Driver	Pit Time	T. Pit Time
3	18:45:34.723	A. MALYKHIN	18:46:39.470	H. KING	1:04.747	3:03.704							
4	19:28:02.427	H. KING	19:28:57.915	H. KING	55.488	3:59.192							
5	19:58:25.975	H. KING	19:59:25.275	J. ANDLAUER	59.300	4:58.492							
6	20:16:52.218	J. ANDLAUER	20:17:59.835	J. ANDLAUER	1:07.617	6:06.109							
7	21:04:25.901	J. ANDLAUER	21:04:58.148	J. ANDLAUER	32.247	6:38.356							

92		Manthey EMA		Porsche 911 GT3 R		GT	
1	17:26:04.631	R. HARDWICK	17:26:41.839	R. HARDWICK	37.208	37.208	
2	18:30:08.211	R. HARDWICK	18:31:01.116	R. HARDWICK	52.905	1:30.113	
3	18:42:24.192	R. HARDWICK	18:43:19.844	R. LIETZ	55.652	2:25.765	
4	19:02:17.957	R. LIETZ	19:02:39.414	R. LIETZ	21.457	2:47.222	
5	19:58:36.594	R. LIETZ	19:59:53.992	R. PERA	1:17.398	4:04.620	
6	21:03:40.079	R. PERA	21:04:01.509	R. PERA	21.430	4:26.050	

98		EBM		Aston Martin Vantage AMR GT3		GT	
1	17:26:38.692	A. TANOTO	17:27:16.686	A. TANOTO	37.994	37.994	
2	18:30:48.409	A. TANOTO	18:31:09.845	A. TANOTO	21.436	59.430	
3	18:39:13.021	A. TANOTO	18:40:42.856	B. LEITCH	1:29.835	2:29.265	
4	19:43:01.867	B. LEITCH	19:43:59.391	B. LEITCH	57.524	3:26.789	
5	20:46:02.555	B. LEITCH	20:47:00.235	M. SORENSEN	57.680	4:24.469	

99		Herberth Motorsport		Porsche 911 GT3 R		GT	
1	17:23:09.357	R. BOHN	17:23:31.013	R. BOHN	21.656	21.656	
2	17:27:17.388	R. BOHN	17:27:53.811	R. BOHN	36.423	58.079	
3	18:32:16.525	R. BOHN	18:32:38.128	R. BOHN	21.603	1:19.682	
4	18:41:25.438	R. BOHN	18:42:44.922	R. RENAUER	1:19.484	2:39.166	
5	19:46:37.602	R. RENAUER	19:47:52.020	A. RENAUER	1:14.418	3:53.584	
6	20:52:04.002	A. RENAUER	20:52:36.709	A. RENAUER	32.707	4:26.291	

